

0 1 2 3 4 5 6 7 8 9 23

拓務省統計概要

(第三回)

| | |
|-------|---|
| 庫文閣内 | |
| 函 | 和 |
| 架 | 書 |
| 冊 | 類 |
| 五七八五〇 | |

拓務省統計概要

(第三回)

| | | | |
|---|---|-----------------------|--------|
| 專 | 文 | 開 | 内 |
| 函 | 一 | 五 七 八 五 〇 | 和 書 |
| 架 | 冊 | 冊 | 冊 |


拓務大臣官房文書課

昭和七年一月刊行

正 誤 表

| 頁 | 表 | 欄 | 行 | 誤 | 正 | 頁 | 表 | 欄 | 行 | 誤 | 正 |
|-----|-------|----|----|--------------|--------------|-----|-----|---|-----|-------------|-------------|
| 1 | 1 | 9 | 1 | 103.9 | 104.0 | 12 | 12 | | 12 | 5,885,880 | 5,485,880 |
| | | | 5 | 129.3 | 130.8 | | | | 82 | 933,308 | 933,008 |
| 5 | 4 | 8 | 21 | 46,671 | 46,691 | | | | 8 | 96,039,763 | 94,039,763 |
| 15 | 9 | 4 | 29 | 11,903 | 1,963 | 102 | | | 2 | 10,344,287 | 14,344,288 |
| 16 | 10 | 1 | 5 | 京畿道 | 京畿道 | | | | 5 | 15,690,459 | 15,490,459 |
| 17 | | 5 | 7 | 青島店 | 青島店 | | | | 3 | 67,432 | 67,342 |
| 33 | 21 | 16 | 20 | 3,839 | 3,838 | | | | 24 | 1,404,723 | 1,440,723 |
| 40 | 34 | 1 | 30 | 愛蘭自由國 | 愛蘭自由國 | | | | 35 | 5,676,026 | 5,976,026 |
| 51 | 36 | 12 | 單位 | 噸 | 箱 | 103 | | | 2 | 0,070 | 0,570 |
| 55 | 38 | 6 | 28 | 2,960,498.94 | 2,940,498.94 | | | | 7 | 3,134,454 | 3,184,854 |
| | | | 30 | 2,968,640 | 2,948,640 | | | | 11 | 1,018,827 | 1,018,822 |
| | | | 1 | 2,786,619 | 2,786,419 | 104 | | | 3 | 3,358,533 | 3,358,523 |
| 64 | 39 | 2 | 32 | 643,706.88 | 463,706.88 | | | | 4 | 233,420 | 233,420 |
| 65 | | 6 | 10 | 9,945.59 | 9,945.53 | | | | 8 | 340,860 | 340,890 |
| 67 | | 9 | 20 | 16,663 | 11,663 | 109 | | | 類別欄 | (鳥賊) | (鳥賊) |
| 68 | | 2 | 6 | 16,336.03 | 16,436.03 | 123 | 50 | | 單位欄 | 噸 | 斤 |
| | | | 12 | 10,455 | 100,455 | | | | 5 | 993,100 | 993,600 |
| | | | 16 | 14,640 | 24,640 | 126 | 53 | | 12 | 304,303,329 | 304,303,239 |
| | | | 17 | 2,533 | 12,533 | 167 | 66 | | 1 | | 2 |
| 69 | | 3 | 6 | 0.1003 | 0.1103 | 173 | 69 | | 4 | 29,593,906 | 29,563,976 |
| 70 | | 5 | 24 | 28,911,276 | 28,931,276 | 187 | 76 | | 4 | 9,319,807 | 9,319,800 |
| 71 | | 8 | 5 | 544,249,550 | 542,249,550 | 189 | 77 | | 4 | 392,0191 | 392,191 |
| | | | 12 | 420,658 | 420,758 | 193 | 79 | | 4 | 388,740 | 389,740 |
| | | | 13 | 4,80,130 | 4,180,130 | | | | 5 | 388,740 | 389,740 |
| | | | 35 | 239,710,317 | 249,710,317 | 203 | 83 | | 2 | 瓦 | 噸 |
| 73 | 40 | 7 | 1 | 21,279,544 | 21,297,544 | 204 | 84 | | 0 | 斤 | 噸 |
| 77 | 44 | 4 | 4 | 馬尼刺麻 | 馬尼刺麻 | 209 | 86 | | 7 | 275,533 | 215,533 |
| 79 | (E/I) | 4 | 5 | 箱 | 箱 | | | | 8 | 131,896 | 131,986 |
| 92 | 47 | 8 | 31 | 箱 | 箱 | 210 | | | 3 | 102,200 | 102,000 |
| 93 | | 12 | 6 | 28,321 | 28,312 | | (噸) | | 2 | 15.1 | 95.1 |
| 100 | 49 | 2 | 2 | 66,575 | 40,575 | | (噸) | | 4 | 235,882 | 325,882 |
| | | | 7 | 1,600,310 | 1,404,310 | 211 | 87 | | 9 | 30,680,113 | 30,686,113 |
| | | | 8 | 1,139,739 | 2,139,739 | 213 | | | 6 | 584,062 | 534,062 |
| | | | 10 | 1,126,340 | 3,124,340 | | | | 8 | 13,397 | 31,397 |
| | | | 32 | 1,668,609 | 1,668,406 | | | | 11 | 8,058 | 3,058 |
| | | | 3 | 1,2429 | 12,420 | 217 | 90 | | 2 | 5,835 | 4,835 |
| | | | 4 | 17,166 | 17,146 | 222 | 100 | | 8 | | 35,309 |
| | | | 5 | 16,176 | 16,174 | 247 | 表香號 | | | 100 | 110 |
| | | | 7 | 2,380,517 | 2,340,517 | | | | 3 | | 0 |
| | | | 9 | 4,408,860 | 4,408,840 | | | | | | 0 |
| | | | 10 | 5,207,223 | 5,207,223 | | | | | | |

317
57850
156



1. 本書ハ當省所管ノ昭和五年中ノ概略ノ計數並既往數年間ノ比較ヲ掲ケ努メテ内地ノ計數ヲモ採録シ以テ大勢ノ推移ヲ知ルニ便カラシメタリ。
2. 本書ハ主トシテ當省所管官廳ノ報告並統計書及各省統計書等ヲ資料トシ比較的計數ノ正確ヲ期セリト雖モ之ヲ爲テ採算ノ基礎ヲ異ニセルモノアルヲ免レサルヲ遺憾トス。
3. 諸表題中年トアルハ曆年、年度トアルハ會計年度ヲ示ス。
4. 該當事項ナキモノ、調査ヲ缺クモノ又ハ不明ノ數字ハ總テ一ヲ以テ示ス。
5. 累年ノ數字ニシテ第二回刊行統計概要ト異ナルモノアルハ訂正ヲ爲シタルニ由ル。
6. 本書ハ未タ不備ノ點多クアルヘシト雖モ將來資料蒐集、編纂等ノ方法ヲ改善シ以テ完璧ヲ期セントス。
7. 本書ヨリ特ニ我國從來ノ尺貫法單位ニメートル法ニ依ル單位ヲ併記スルコト、シタルハ漸次統計書ヲメートル單位ニ改ムルノ前提トス。

本書ニ用ヒタル度量衡比較表

| 尺 貫 法 | メ ー ト ル 法 |
|---------------|----------------------|
| 1 里 | 3.92727273.....軒 |
| 1 哩 | 1.609344.....軒 |
| 1 漚 | 1.8518182軒 |
| 1 方里 | 15.4234709立方軒 |
| 1 町步 | 0.9917355ヘクタール |
| 1 甲 (9段7畝24步) | 0.9699173ヘクタール |
| 1 石 | 0.18039068.....軒 |
| 1 立方尺 | 0.02782647.....立方米 |
| 1 貫 | 3.75匁 |
| 1 斤 | 0.6匁 |

昭和六年十二月

拓務大臣官房文書課

拓務省統計概要

目次

圖表

- 面積人口比較圖
- 當省所管地歲入歲出累年比較圖
- 海外移民要覽
- 海外移民渡航府縣別

人口

| | |
|-----------------------------|----|
| 1. 位置、面積、世帯及人口..... | 1 |
| 2. 各回國勢調査人口..... | 1 |
| 3. 朝鮮現住戸口..... | 2 |
| 4. 臺灣現住戸口..... | 4 |
| 5. 樺太現住戸口..... | 6 |
| 6. 關東州現住戸口..... | 8 |
| 7. 南洋群島現住戸口..... | 10 |
| 8. 人口總數累年比較..... | 12 |
| 9. 職業別人口..... | 14 |
| 10. 主要都市人口..... | 16 |
| 11. 婚姻、離婚..... | 18 |
| 12. 出生及死亡..... | 20 |
| 13. 本邦人海外渡航者員數表..... | 13 |
| 14. 渡航地別本邦人海外渡航者員數表..... | 24 |
| 15. 旅券下付官廳別本邦人海外渡航者員數表..... | 25 |
| 16. 渡航目的別本邦人海外渡航者員數表..... | 26 |
| 17. 海外在留本邦内地人口比較表..... | 27 |
| 18. 世界六大洲別在留本邦内地人口表..... | 28 |
| 19. 海外在留本邦内地人口表..... | 29 |



20. 海外在留本邦人職業別人口表..... 30

21. 渡航地別本邦移民渡航者員數表..... 32

22. 旅券下付官廳別本邦移民渡航者員數表..... 33

23. 移民取扱人別本邦移民渡航者員數表..... 37

24. 年齡別本邦移民渡航者員數表..... 38

25. 職業別本邦移民渡航者員數表..... 39

26. 初渡航及再渡航別本邦移民渡航者員數表..... 40

27. 在留地別歸國本邦移民員數表..... 40

28. 海外興業株式會社取扱本邦移民員數表..... 41

29. 府縣別伯刺西爾渡航海外興業株式會社取扱本邦移民員數表..... 42

30. 伯刺西爾、亞然丁行渡航費補助移民員數表..... 44

31. 國籍別伯刺西爾入國移民員數表..... 44

32. 列國出移民表..... 45

33. 列國入移民表..... 45

34. 列國面積及人口..... 46

35. 列國人口增加率..... 50

氣象

36. 氣象總覽..... 51

產業

37. 農業戶口..... 53

38. 耕地面積..... 54

39. 農產物..... 56

40. 繭產額..... 72

41. 家畜及家禽..... 75

42. 南洋各地邦人栽培業租借、植付、生產、植付未濟面積並投資額比較表..... 76

43. 南洋各地主要栽培物植付面積比較表..... 77

44. 南洋各地別邦人主要栽培物、植付、生產、面積及生產高比較表..... 77

45. 林野面積..... 82

46. 林產物價額..... 84

47. 礦產物..... 86

48. 水產業者..... 96

49. 漁獲物..... 98

50. 水產製造物..... 114

51. 製鹽業者、鹽田面積、數量、價額..... 124

銀行、會社、工場、市場

52. 銀行..... 125

53. 會社..... 126

54. 工場..... 128

55. 市場..... 129

56. 南滿洲鐵道株式會社諸表..... 130

57. 東洋拓殖株式會社諸表..... 140

貿易

58. 在籍船舶及貿易出入船舶..... 157

59. 置籍汽船及帆船..... 158

60. 航路標識數..... 160

61. 輸出額累年比較..... 162

62. 輸入額累年比較..... 163

63. 移出額累年比較..... 164

64. 移入額累年比較..... 165

65. 輸出入超過累年比較..... 166

66. 移出入超過累年比較..... 167

67. 朝鮮輸出品目別表..... 168

68. 朝鮮輸入品目別表..... 170

69. 朝鮮移出品目別表..... 172

70. 朝鮮移入品目別表..... 174

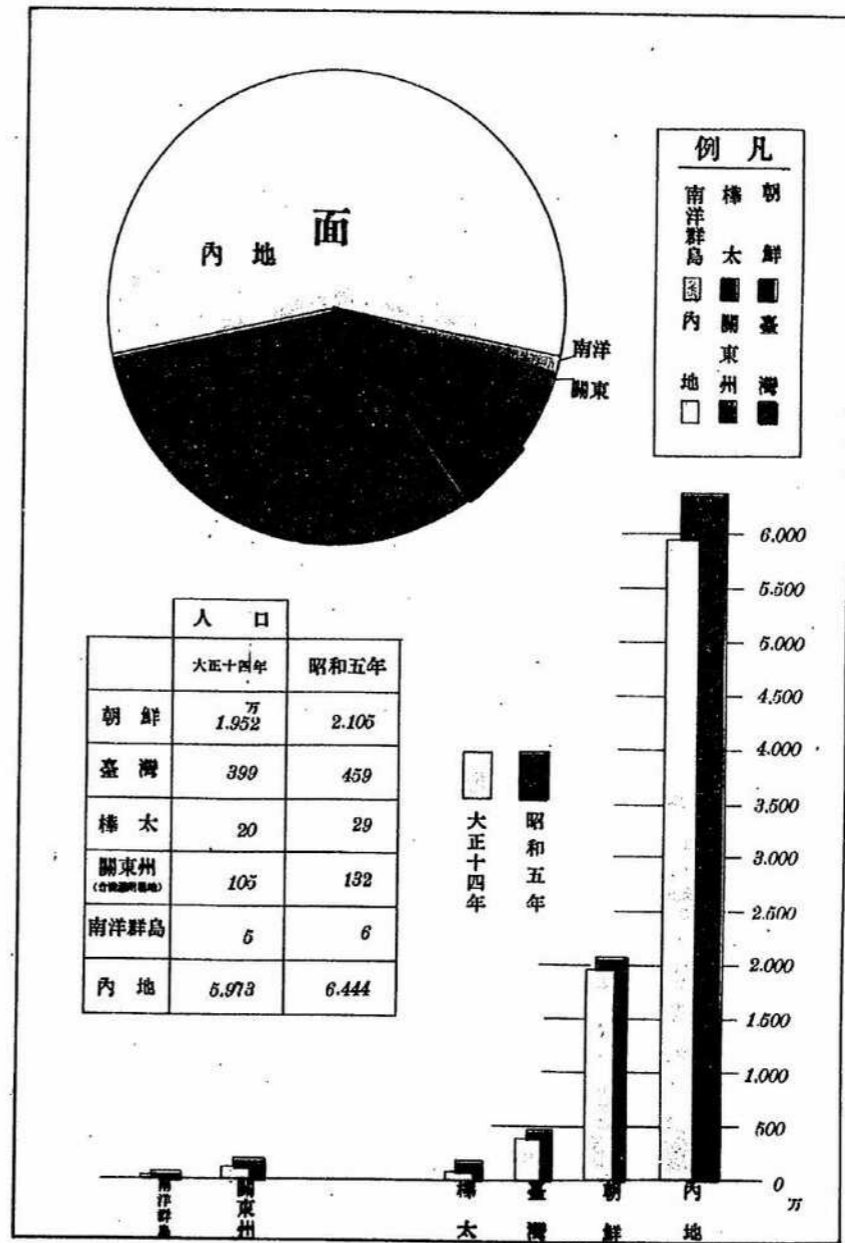
71. 臺灣輸出品目別表..... 176

72. 臺灣輸入品目別表..... 178

| | |
|------------------|-----|
| 73. 臺灣移出品目別表 | 180 |
| 74. 臺灣移入品目別表 | 182 |
| 76. 樺太輸出品目別表 | 186 |
| 77. 樺太輸入品目別表 | 188 |
| 78. 樺太移出品目別表 | 190 |
| 79. 樺太移入品目別表 | 192 |
| 80. 關東州輸出品目別表 | 196 |
| 81. 關東州輸入品目別表 | 199 |
| 82. 南洋群島輸出品目別表 | 200 |
| 83. 南洋群島輸入品目別表 | 202 |
| 84. 南洋群島移出品目別表 | 204 |
| 85. 南洋群島移入品目別表 | 206 |
| 鐵 道 | |
| 86. 鐵道營業狀態 | 208 |
| 87. 鐵道營業收支累年比較 | 211 |
| 遞 信 | |
| 88. 郵 便 | 214 |
| 89. 電 信 | 216 |
| 90. 電 話 | 217 |
| 91. 爲替、貯金及振替貯金 | 218 |
| 92. 簡易生命保險 | 219 |
| 93. 郵便年金 | 220 |
| 教育及宗教 | |
| 94. 學校一覽 | 221 |
| 95. 各宗教種類布教者及信徒數 | 224 |
| 衛 生 | |
| 96. 衛生機關 | 225 |


| | |
|------------------------|-----|
| 97. 傳染病 | 226 |
| 司 法 | |
| 98. 民事事件 | 228 |
| 99. 登記件數 | 231 |
| 100. 刑事事件 | 232 |
| 101. 第一審刑法犯刑名別 | 233 |
| 102. 第一審刑法犯及特別法犯罪名及刑名別 | 234 |
| 103. 犯罪即決事件人員 | 238 |
| 104. 在監人員 | 239 |
| 105. 入監出監人員 | 240 |
| 財 政 | |
| 106. 特別會計累年比較 | 242 |
| 107. 地方費累年比較 | 244 |
| 108. 國稅收入累年比較並一人當負擔額 | 246 |
| 109. 地方稅收入累年比較 | 246 |
| 110. 種目別專賣收入金額 | 247 |
| 111. 種別國稅納付金額 | 248 |
| 112. 國債及借入金累年比較 | 254 |
| 附 錄 | |
| 113. 職員數累年比較 | 256 |

面積人口比較



露光量違いにより重複撮影

面積人口比較



凡
例
面積
人口
の
比
を
示
す


| 国名 | 面積 (km ²) | 人口 (万人) |
|----|-----------------------|-----------|
| 朝鮮 | 1,200,000 | 35,000 |
| 日本 | 377,900 | 72,000 |
| 中国 | 9,600,000 | 4,500,000 |
| 印度 | 3,287,263 | 3,600,000 |

面積
人口
の
比
を
示
す


露光量違いにより重複撮影

所管地域別歳入歳出累年比較

歳入




歳出



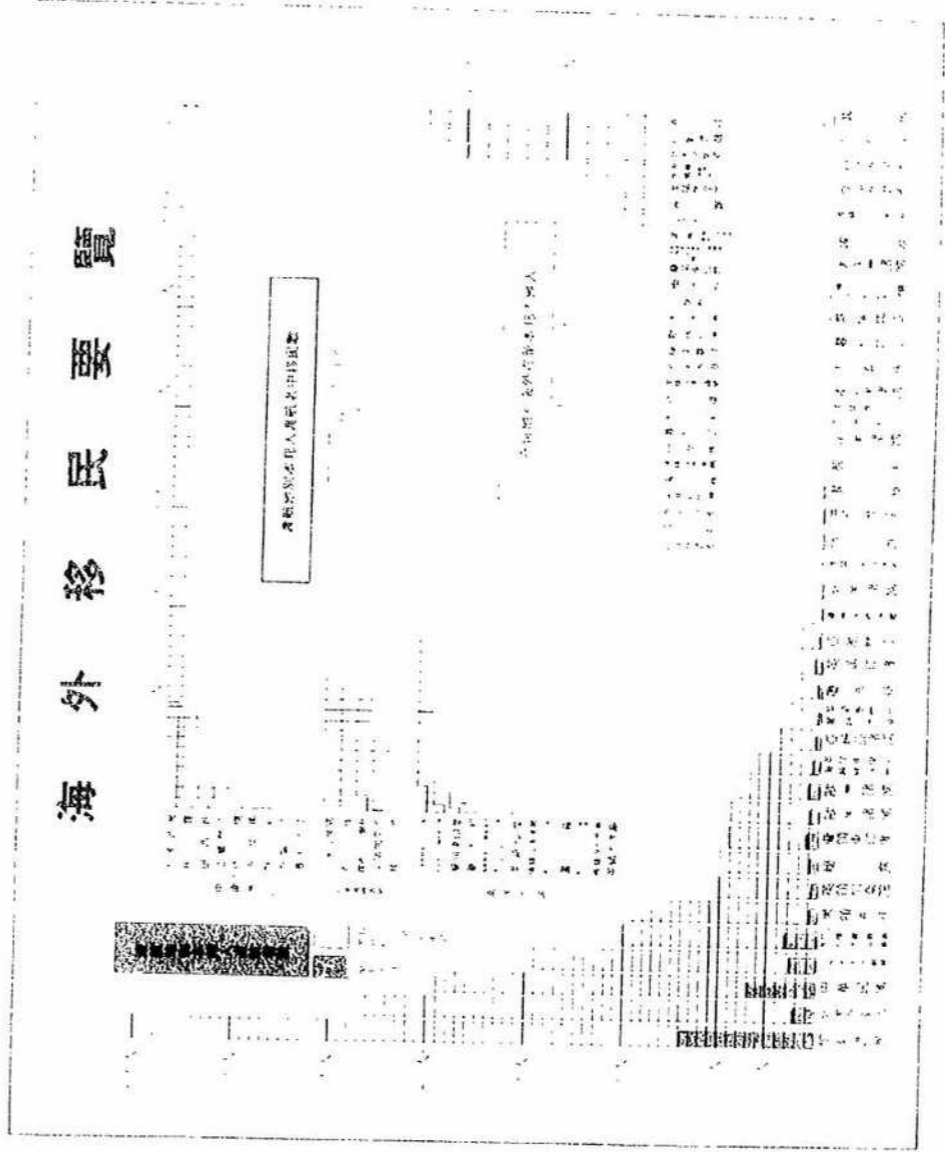
(百万円)

海外移民要覽



露光量違いにより重複撮影

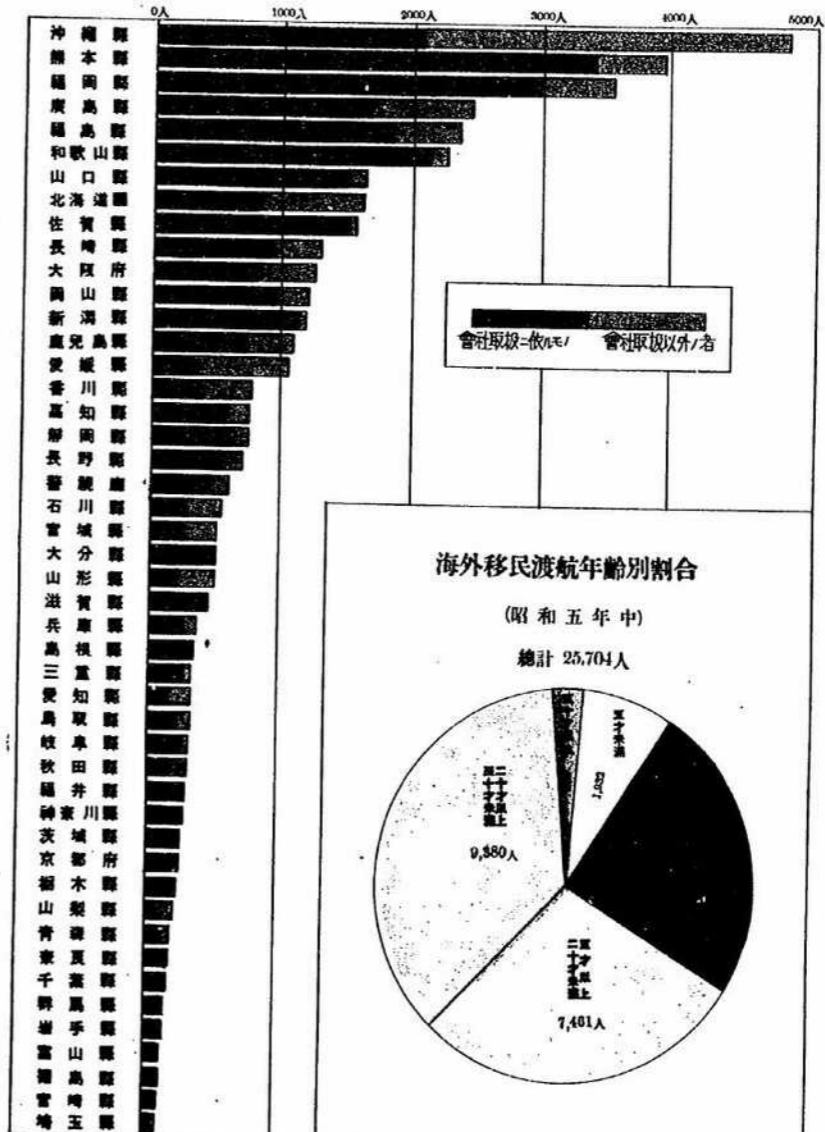
海外移民要覽



露光量違いにより重複撮影

海外移民渡航者府縣別


(昭和五年中)



海外移民渡航年齢別割合

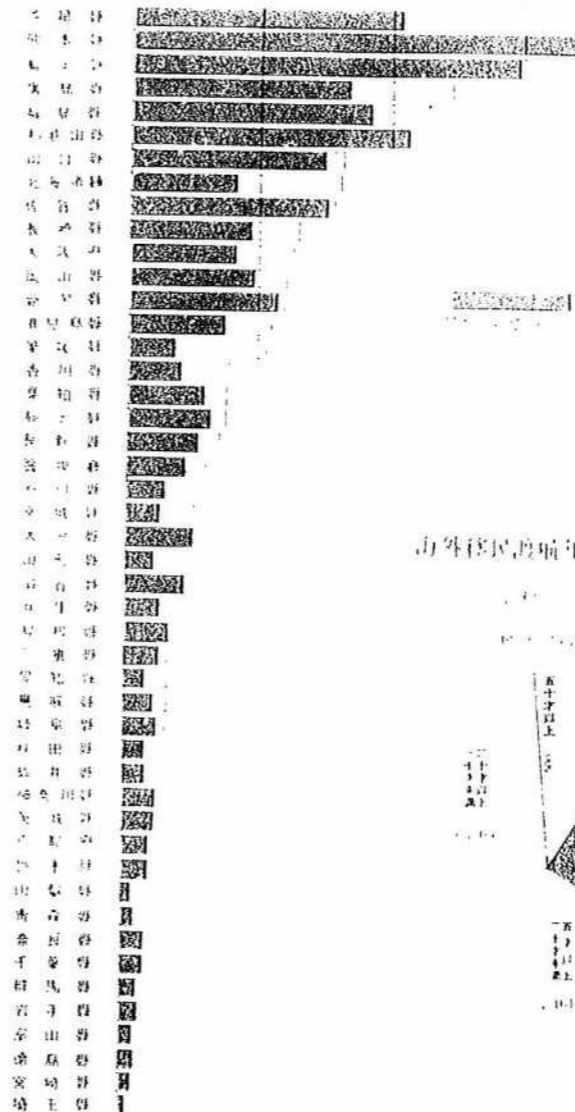
(昭和五年中)

總計 25,704人




露光量違いにより重複撮影

海外移民渡航者府縣別



海外移民渡航者府縣別



露光量違いにより重複撮影

1 位置、面積、世帯及人口

| 地 域 | 位 置 | | 面 積 (方 呎) | 世 帯 | 人 口 | | | | 一 方 呎 = 付 人 口 | 一 世 帯 當 人 員 |
|------------------|----------------------|----------------|--------------|------------|------------|------------|------------|--------------|------------------|----------------|
| | 東 經 | 北 緯 | | | 總 數 | 男 | 女 | 女 百 = 付 男 | | |
| 朝鮮 | 自 124.11 至 130.56 | 33.06 43.00 | 220,740.72 | 3,987,742 | 21,058,305 | 10,763,230 | 10,294,739 | 103.9 | 954 | 5.3 |
| 臺灣 | 自 119.18 至 122.06 | 21.45 25.38 | 35,973.55 | 808,461 | 4,592,537 | 2,353,288 | 2,239,249 | 105.1 | 1,277 | 5.7 |
| 樺太 | 自 141.51 至 144.55 | 45.54 50.00 | 36,089.69 | 59,877 | 295,196 | 168,528 | 126,659 | 133.1 | 8 | 4.9 |
| 關東州 | 自 120.58 至 123.13 | 38.43 39.33 | 3,742.50 | 221,145 | 1,328,011 | 809,044 | 518,967 | 156.0 | 3,548 | 6.0 |
| 州 內 鐵道 附屬地 | - | - | 3,462.41 | 155,637 | 955,741 | 552,175 | 403,566 | 129.3 | 2,760 | 6.1 |
| 南洋群島 | 自 130.00 至 175.00 | 1.04 20.32 | 2,148.80 | 15,019 | 69,626 | 37,929 | 31,697 | 119.7 | 324 | 4.6 |
| 計 | - | - | 298,695.26 | 5,092,244 | 27,343,675 | 14,132,019 | 13,211,311 | 107.0 | 915 | 5.4 |
| 內地 | 自 122.55 至 156.30 | 24.14 50.55 | 382,264.91 | 12,705,896 | 64,450,005 | 32,390,155 | 32,059,850 | 101.0 | 169 | 5.1 |

世帯及人口ハ昭和五年十月一日施行ノ國勢調査ノ結果ニ依ル但内地ノ世帯數及朝鮮並樺太ノ男女別人口ハ未確定ニ付數ヲ掲グ

2 各回國勢調査人口

| 地 域 | 人 口 | | | 人 口 増 加 | | | | | |
|------------------|------------|------------|------------|-------------------|-----|-------------------|-----|------------------|--------|
| | 昭和五年 | 大正十四年 | 大正九年 | 自 大正十四年 至 昭和五年 | | 自 大正九年 至 大正十四年 | | 自 大正九年 至 昭和五年 | |
| | | | | 人 員 | 割合 | 人 員 | 割合 | 人 員 | 割合 |
| 朝鮮 | 21,058,305 | 19,522,945 | 17,264,119 | 1,535,360 | 7% | 2,258,826 | 13% | 3,794,186 | 22% |
| 臺灣 | 4,592,537 | 3,993,408 | 3,655,308 | 599,129 | 15% | 338,100 | 9% | 937,229 | 25% |
| 樺太 | 295,196 | 203,754 | 105,899 | 91,442 | 44% | 97,855 | 92% | 189,297 | 1,788% |
| 關東州 | 1,328,011 | 1,054,074 | 919,568 | 273,937 | 26% | 134,506 | 14% | 408,443 | 44% |
| 州 內 鐵道 附屬地 | 955,741 | 765,776 | 688,130 | 189,965 | 24% | 77,646 | 11% | 267,611 | 38% |
| 南洋群島 | 372,270 | 288,298 | 231,438 | 83,972 | 29% | 56,860 | 24% | 140,832 | 60% |
| 計 | 69,626 | 56,294 | 52,222 | 13,332 | 23% | 4,072 | 7% | 17,404 | 33% |
| 計 | 27,343,675 | 24,830,475 | 21,997,116 | 2,513,200 | 10% | 2,833,359 | 12% | 5,346,559 | 24% |
| 內地 | 64,450,005 | 59,736,822 | 55,963,053 | 4,713,183 | 7% | 3,773,769 | 6% | 8,486,952 | 15% |

朝鮮ノ大正九年人口ハ公簿調査ニ依ル。

3 朝 鮮

| | 内 地 人 | | | | | 朝 鮮 | | | | |
|----------|---------|---------|---------|---------|---------|-----------|-----------|------------|-----------|---|
| | 住 居 | 世 帯 | 人 口 | | | 住 居 | 世 帯 | 人 口 | | |
| | | | 男 | 女 | 計 | | | 男 | 女 | 計 |
| 明治 43 年末 | — | 50,992 | 92,751 | 78,792 | 171,543 | — | 2,749,956 | 6,953,468 | 6,175,312 | |
| 44 | — | 62,633 | 114,759 | 95,930 | 210,689 | — | 2,813,925 | 7,271,526 | 6,560,850 | |
| 大正 1 | — | 70,688 | 131,518 | 112,211 | 243,729 | — | 2,885,404 | 7,585,674 | 6,981,109 | |
| 2 | — | 77,129 | 146,215 | 125,376 | 271,591 | — | 2,964,113 | 7,870,875 | 7,299,048 | |
| 3 | — | 83,406 | 156,149 | 135,068 | 291,217 | — | 3,033,826 | 8,086,554 | 7,534,166 | |
| 4 | — | 86,209 | 163,012 | 140,647 | 303,659 | — | 3,027,463 | 8,192,614 | 7,765,016 | |
| 5 | — | 90,350 | 171,713 | 149,225 | 320,938 | — | 3,072,092 | 8,387,343 | 7,921,836 | |
| 6 | — | 93,357 | 177,646 | 154,810 | 332,456 | — | 3,107,219 | 8,552,392 | 8,065,039 | |
| 7 | — | 93,626 | 179,686 | 157,186 | 336,872 | — | 3,139,140 | 8,589,661 | 8,107,356 | |
| 8 | — | 97,644 | 185,560 | 161,059 | 346,619 | — | 3,152,228 | 8,632,605 | 8,150,905 | |
| 9年10月1日 | — | 93,488 | 184,200 | 162,296 | 346,496 | — | 3,196,551 | 8,695,630 | 8,195,659 | |
| 9 | — | 94,514 | 185,196 | 162,654 | 347,850 | — | 3,191,153 | 8,701,988 | 8,214,090 | |
| 10 | — | 99,955 | 196,142 | 171,476 | 367,618 | — | 3,201,125 | 8,778,862 | 8,280,496 | |
| 11 | 98,783 | 106,991 | 204,883 | 181,610 | 386,493 | 3,129,849 | 3,242,432 | 8,855,524 | 8,352,615 | |
| 12 | 101,532 | 110,439 | 212,867 | 190,144 | 403,011 | 3,156,022 | 3,282,792 | 8,970,812 | 8,476,101 | |
| 13 | 102,986 | 111,919 | 216,429 | 195,166 | 411,595 | 3,165,010 | 3,309,451 | 9,045,641 | 8,573,899 | |
| 14 | 105,289 | 113,254 | 221,163 | 203,577 | 424,740 | 3,323,057 | 3,483,481 | 9,466,994 | 9,076,332 | |
| 15 | 108,450 | 117,001 | 230,228 | 212,098 | 442,326 | 3,328,691 | 3,483,779 | 9,509,323 | 9,105,710 | |
| 昭和 2 | 110,785 | 119,219 | 236,394 | 218,487 | 454,881 | 3,329,630 | 3,484,461 | 9,512,491 | 9,119,003 | |
| 3 | 113,709 | 122,773 | 243,384 | 225,659 | 469,043 | 3,328,663 | 3,489,344 | 9,521,317 | 9,146,017 | |
| 4 | 117,240 | 127,300 | 253,764 | 234,714 | 488,478 | 3,350,574 | 3,518,094 | 9,569,706 | 9,214,731 | |
| 5 | 115,935 | 126,312 | 260,391 | 241,476 | 501,867 | 3,481,081 | 3,679,463 | 10,003,042 | 9,682,545 | |

現 住 戶 口

| 人 口 計 | 外 國 人 | | | | | 合 計 | | | | |
|------------|--------|--------|--------|--------|--------|-----------|-----------|------------|-----------|------------|
| | 住 居 | 世 帯 | 人 口 | | | 住 居 | 世 帯 | 人 口 | | |
| | | | 男 | 女 | 計 | | | 男 | 女 | 計 |
| 13,128,780 | — | 3,155 | 11,239 | 1,455 | 12,694 | — | 2,804,103 | 7,057,458 | 6,255,559 | 13,313,017 |
| 13,832,376 | — | 3,312 | 11,709 | 1,095 | 12,804 | — | 2,879,870 | 7,397,994 | 6,657,875 | 14,055,869 |
| 14,566,783 | — | 3,876 | 15,212 | 1,377 | 16,589 | — | 2,959,968 | 7,732,404 | 7,094,697 | 14,827,101 |
| 15,169,923 | — | 4,344 | 15,892 | 1,457 | 17,349 | — | 3,045,586 | 8,032,982 | 7,425,881 | 15,458,863 |
| 15,620,720 | — | 4,549 | 16,360 | 1,665 | 18,025 | — | 3,121,781 | 8,259,063 | 7,670,899 | 15,929,962 |
| 15,957,630 | — | 4,290 | 15,314 | 1,786 | 17,100 | — | 3,117,962 | 8,370,940 | 7,907,449 | 16,278,389 |
| 16,309,179 | — | 4,920 | 16,109 | 1,903 | 18,012 | — | 3,167,362 | 8,575,165 | 8,072,964 | 16,648,129 |
| 16,617,431 | — | 5,191 | 16,877 | 2,233 | 19,110 | — | 3,205,767 | 8,746,915 | 8,222,082 | 16,968,997 |
| 16,697,017 | — | 5,195 | 20,938 | 2,205 | 23,143 | — | 3,237,961 | 8,790,285 | 8,266,747 | 17,057,032 |
| 16,783,510 | — | 5,679 | 17,552 | 2,228 | 19,780 | — | 3,255,551 | 8,835,717 | 8,314,192 | 17,149,909 |
| 16,891,289 | — | 7,087 | 23,170 | 3,164 | 26,334 | — | 3,297,126 | 8,903,000 | 8,361,119 | 17,264,119 |
| 16,916,078 | — | 7,312 | 21,939 | 3,122 | 25,061 | — | 3,292,979 | 8,909,123 | 8,379,866 | 17,288,989 |
| 17,059,358 | — | 7,534 | 22,580 | 3,362 | 25,942 | — | 3,308,614 | 8,997,584 | 8,455,334 | 17,452,918 |
| 17,208,139 | 7,663 | 10,129 | 28,277 | 3,852 | 32,129 | 3,236,295 | 3,359,552 | 9,088,684 | 8,538,077 | 17,626,761 |
| 17,446,913 | 8,389 | 10,950 | 30,640 | 4,399 | 35,039 | 3,265,943 | 3,404,181 | 9,214,319 | 8,670,644 | 17,884,963 |
| 17,619,540 | 9,109 | 11,710 | 31,852 | 5,129 | 36,981 | 3,277,105 | 3,433,080 | 9,293,922 | 8,774,194 | 18,068,116 |
| 18,543,326 | 10,312 | 12,889 | 41,147 | 6,313 | 47,460 | 3,438,658 | 3,609,624 | 9,729,304 | 9,286,222 | 19,015,526 |
| 18,615,033 | 10,533 | 13,725 | 40,452 | 6,089 | 46,541 | 3,447,674 | 3,614,505 | 9,780,003 | 9,323,897 | 19,103,900 |
| 18,631,494 | 11,083 | 14,409 | 43,829 | 7,494 | 51,323 | 3,451,498 | 3,618,089 | 9,792,714 | 9,344,984 | 19,137,698 |
| 18,667,334 | 11,363 | 14,772 | 44,494 | 8,828 | 53,322 | 3,453,735 | 3,626,839 | 9,809,195 | 9,380,504 | 19,189,699 |
| 18,784,437 | 12,496 | 15,724 | 47,962 | 10,184 | 58,146 | 3,480,310 | 3,661,118 | 9,871,432 | 9,459,629 | 19,331,061 |
| 19,685,587 | 13,061 | 15,789 | 56,634 | 12,475 | 69,109 | 3,610,077 | 3,821,564 | 10,320,067 | 9,936,496 | 20,256,563 |

4 臺灣

| | | 內地人 | | | 本島人 | | | 生 | | | | | |
|----|----|-----|----|---------|---------|---------|----|----|-----------|-----------|-----------|---|---|
| | | 住居 | 世帯 | 人口 | | | 住居 | 世帯 | 住居 | 世帯 | | | |
| | | | | 男 | 女 | 計 | | | | | | | |
| 明治 | 43 | - | - | 58,580 | 39,468 | 98,048 | - | - | 1,626,338 | 1,479,885 | 3,106,223 | - | - |
| | 44 | - | - | 65,158 | 44,628 | 109,786 | - | - | 1,652,687 | 1,510,100 | 3,162,787 | - | - |
| 大正 | 1 | - | - | 72,333 | 50,460 | 122,793 | - | - | 1,675,364 | 1,537,857 | 3,213,221 | - | - |
| | 2 | - | - | 78,171 | 55,766 | 133,937 | - | - | 1,699,936 | 1,565,233 | 3,265,169 | - | - |
| | 3 | - | - | 82,319 | 59,516 | 141,835 | - | - | 1,718,835 | 1,588,467 | 3,307,302 | - | - |
| | 4 | - | - | 76,797 | 60,432 | 137,229 | - | - | 1,722,967 | 1,604,845 | 3,327,812 | - | - |
| | 5 | - | - | 79,200 | 63,252 | 142,452 | - | - | 1,729,648 | 1,619,387 | 3,349,035 | - | - |
| | 6 | - | - | 80,180 | 65,052 | 145,232 | - | - | 1,750,682 | 1,644,923 | 3,395,605 | - | - |
| | 7 | - | - | 81,772 | 67,059 | 148,831 | - | - | 1,757,498 | 1,655,916 | 3,413,414 | - | - |
| | 8 | - | - | 83,968 | 69,362 | 153,330 | - | - | 1,776,740 | 1,677,427 | 3,454,167 | - | - |
| | 9 | - | - | 93,802 | 72,819 | 166,621 | - | - | 1,789,508 | 1,692,325 | 3,481,833 | - | - |
| | 10 | - | - | 98,007 | 76,675 | 174,682 | - | - | 1,821,159 | 1,726,894 | 3,548,053 | - | - |
| | 11 | - | - | 99,118 | 78,835 | 177,953 | - | - | 1,852,864 | 1,761,343 | 3,614,207 | - | - |
| | 12 | - | - | 100,886 | 80,961 | 181,847 | - | - | 1,883,715 | 1,795,656 | 3,679,371 | - | - |
| | 13 | - | - | 101,080 | 82,237 | 183,317 | - | - | 1,913,699 | 1,828,417 | 3,742,116 | - | - |
| | 14 | - | - | 101,993 | 87,637 | 189,630 | - | - | 1,962,069 | 1,876,567 | 3,838,636 | - | - |
| 昭和 | 1 | - | - | 105,143 | 90,626 | 195,769 | - | - | 2,002,787 | 1,920,965 | 3,923,752 | - | - |
| | 2 | - | - | 109,055 | 93,935 | 202,990 | - | - | 2,044,327 | 1,964,890 | 4,009,217 | - | - |
| | 3 | - | - | 113,660 | 97,542 | 211,202 | - | - | 2,089,408 | 2,010,854 | 4,100,262 | - | - |
| | 4 | - | - | 119,041 | 101,689 | 220,730 | - | - | 2,137,970 | 2,060,813 | 4,198,783 | - | - |
| | 5 | - | - | 125,238 | 107,061 | 232,299 | - | - | 2,195,472 | 2,118,450 | 4,313,922 | - | - |

備考 本島ニ於テハ各年住居世帯ノ調査ナシ
但シ大正十四年及昭和五年八月一日現在ニシテ種族別ノ調査ヲ行フ

現住戸口

| 華人 | | | 外國人 | | | 合計 | | | | | | | |
|--------|--------|--------|-----|----|--------|--------|--------|----|----|-----------|-----------|-----------|-----------|
| 人 | 口 | | 住居 | 世帯 | 人口 | | | 住居 | 世帯 | 人口 | | | |
| | 男 | 女 | | | 計 | 男 | 女 | | | 計 | 男 | 女 | 計 |
| 40,844 | 39,538 | 80,382 | - | - | 13,396 | 1,444 | 14,840 | - | - | 1,739,158 | 1,560,335 | 3,299,493 | |
| 40,825 | 39,566 | 80,391 | - | - | 14,527 | 1,779 | 16,306 | - | - | 1,773,197 | 1,596,073 | 3,369,270 | |
| 41,217 | 40,010 | 81,227 | - | - | 15,787 | 2,142 | 17,929 | - | - | 1,804,701 | 1,630,469 | 3,435,170 | |
| 42,260 | 41,643 | 83,903 | - | - | 16,701 | 2,463 | 19,164 | - | - | 1,837,068 | 1,665,105 | 3,502,173 | |
| 43,074 | 42,560 | 85,634 | - | - | 16,902 | 2,680 | 19,582 | - | - | 1,861,130 | 1,693,223 | 3,554,353 | |
| 43,474 | 43,102 | 86,576 | - | - | 15,180 | 3,045 | 18,225 | - | - | 1,858,418 | 1,711,424 | 3,569,842 | |
| 43,121 | 42,878 | 85,999 | - | - | 15,302 | 3,321 | 18,623 | - | - | 1,867,271 | 1,728,838 | 3,596,109 | |
| 43,385 | 43,094 | 86,479 | - | - | 15,583 | 3,630 | 19,213 | - | - | 1,889,830 | 1,756,699 | 3,646,529 | |
| 43,296 | 42,996 | 86,292 | - | - | 16,908 | 4,242 | 21,150 | - | - | 1,899,474 | 1,770,213 | 3,669,687 | |
| 42,427 | 42,087 | 84,514 | - | - | 18,102 | 4,786 | 22,888 | - | - | 1,921,237 | 1,793,662 | 3,714,899 | |
| 42,486 | 42,062 | 84,548 | - | - | 19,480 | 5,356 | 24,836 | - | - | 1,945,276 | 1,812,562 | 3,757,838 | |
| 42,491 | 42,103 | 84,594 | - | - | 22,416 | 6,066 | 28,482 | - | - | 1,984,073 | 1,851,738 | 3,835,811 | |
| 41,659 | 41,505 | 83,164 | - | - | 22,832 | 6,536 | 29,368 | - | - | 2,016,473 | 1,888,219 | 3,904,692 | |
| 42,180 | 41,997 | 84,177 | - | - | 23,489 | 7,214 | 30,703 | - | - | 2,050,270 | 1,925,828 | 3,976,098 | |
| 42,650 | 42,346 | 84,996 | - | - | 23,404 | 7,869 | 31,273 | - | - | 2,080,833 | 1,960,859 | 4,041,702 | |
| 43,177 | 42,761 | 85,938 | - | - | 23,857 | 9,401 | 33,258 | - | - | 726,526 | 2,131,036 | 2,016,366 | 4,147,462 |
| 43,658 | 43,075 | 86,733 | - | - | 25,068 | 10,437 | 35,505 | - | - | 2,176,656 | 2,065,103 | 4,241,759 | |
| 43,718 | 43,122 | 86,840 | - | - | 26,571 | 11,382 | 37,953 | - | - | 2,223,671 | 2,113,329 | 4,337,000 | |
| 43,505 | 42,751 | 86,256 | - | - | 27,970 | 12,394 | 40,364 | - | - | 2,274,543 | 2,163,541 | 4,438,084 | |
| 43,450 | 42,669 | 86,119 | - | - | 29,738 | 13,380 | 43,118 | - | - | 2,330,199 | 2,218,551 | 4,548,750 | |
| 43,525 | 42,629 | 86,154 | - | - | 32,495 | 14,196 | 46,671 | - | - | 808,461 | 2,396,730 | 2,282,336 | 4,679,066 |

5 樺 太

| | | 内地人 | | | | | 朝鮮人 | | | | | 土人 | |
|----|----|--------|----|---------|---------|---------|-------|----|--------------|-------|--------------|-----|----|
| | | 住居 | 世帯 | 人口 | | | 住居 | 世帯 | 人口 | | | 住居 | 世帯 |
| | | | | 男 | 女 | 計 | | | 男 | 女 | 計 | | |
| 明治 | 43 | 7,210 | — | 16,446 | 12,242 | 28,688 | 11 | — | 29 | 4 | 33 | 407 | — |
| ▼ | 44 | 8,372 | — | 19,522 | 14,894 | 34,416 | 12 | — | 25 | 1 | 26 | 421 | — |
| 大正 | 1 | 9,381 | — | 22,691 | 17,120 | 39,811 | 16 | — | 34 | 1 | 35 | 423 | — |
| ▼ | 2 | 10,340 | — | 23,593 | 18,897 | 42,490 | 14 | — | 46 | 2 | 48 | 337 | — |
| ▼ | 3 | 12,621 | — | 31,151 | 23,788 | 54,939 | 16 | — | 40 | 5 | 45 | 422 | — |
| ▼ | 4 | 13,372 | — | 33,001 | 25,448 | 58,449 | 11 | — | 27 | 6 | 33 | 428 | — |
| ▼ | 5 | 14,142 | — | 36,056 | 27,934 | 63,990 | 12 | — | 33 | 2 | 35 | 438 | — |
| ▼ | 6 | 15,611 | — | 40,502 | 31,015 | 71,517 | 18 | — | 207 | 7 | 214 | 428 | — |
| ▼ | 7 | 16,085 | — | 43,767 | 33,418 | 77,185 | 25 | — | 338 | 6 | 344 | 439 | — |
| ▼ | 8 | 17,588 | — | 46,189 | 36,220 | 82,409 | 39 | — | 345 | 10 | 355 | 410 | — |
| ▼ | 9 | 18,816 | — | 49,840 | 38,907 | 88,747 | 49 | — | 489 | 21 | 510 | 357 | — |
| ▼ | 10 | 20,670 | — | 57,773 | 43,608 | 101,329 | 54 | — | 434 | 28 | 462 | 372 | — |
| ▼ | 11 | 22,935 | — | 68,747 | 49,035 | 117,782 | 72 | — | 563 | 62 | 625 | 400 | — |
| ▼ | 12 | 26,699 | — | 80,858 | 56,070 | 136,928 | 121 | — | 1,201 | 197 | 1,398 | 399 | — |
| ▼ | 13 | 29,372 | — | 86,382 | 62,899 | 149,281 | 182 | — | 1,122 | 247 | 1,369 | 380 | — |
| ▼ | 14 | 36,518 | — | 105,057 | 78,685 | 183,742 | 456 | — | 2,324 | 882 | 3,206 | 379 | — |
| 昭和 | 1 | 40,277 | — | 113,590 | 84,375 | 197,965 | 510 | — | 2,641 | 933 | 3,574 | 395 | — |
| ▼ | 2 | 43,221 | — | 123,449 | 91,994 | 215,443 | 581 | — | 2,467 | 1,106 | 3,573 | 445 | — |
| ▼ | 3 | 47,214 | — | 130,479 | 103,456 | 233,935 | 809 | — | 2,939 | 1,361 | 4,300 | 452 | — |
| ▼ | 4 | 49,957 | — | 135,600 | 109,331 | 244,931 | 843 | — | 2,804 | 1,393 | 4,197 | 416 | — |
| ▼ | 5 | 55,753 | — | 155,006 | 122,273 | 277,279 | 1,162 | — | × 1 3,703 | — | × 1 5,359 | 444 | — |

昭和五年中×ハ臺灣人

現 住 戸 口

| (アイヌ、ニクソン、オロツコ、キーリン) | | | 外国人 | | | | | 合計 | | | | |
|----------------------|-------|-------|-----|----|-----|-----|-----|--------|----|---------|---------|---------|
| 人口 | | | 住居 | 世帯 | 人口 | | | 住居 | 世帯 | 人口 | | |
| 男 | 女 | 計 | | | 男 | 女 | 計 | | | 男 | 女 | 計 |
| 1,083 | 1,020 | 2,103 | 56 | — | 135 | 58 | 193 | 7,684 | — | 17,693 | 13,324 | 31,017 |
| 1,076 | 1,038 | 2,114 | 56 | — | 118 | 51 | 169 | 8,861 | — | 20,741 | 15,984 | 36,725 |
| 1,080 | 1,070 | 2,150 | 51 | — | 98 | 44 | 142 | 9,871 | — | 23,903 | 18,235 | 42,138 |
| 847 | 844 | 1,691 | 46 | — | 87 | 40 | 127 | 10,737 | — | 24,573 | 19,783 | 44,356 |
| 1,027 | 1,051 | 2,078 | 48 | — | 96 | 48 | 144 | 13,107 | — | 32,314 | 24,892 | 57,206 |
| 1,049 | 1,017 | 2,066 | 35 | — | 77 | 35 | 112 | 13,846 | — | 34,154 | 26,506 | 60,660 |
| 1,069 | 1,064 | 2,133 | 32 | — | 82 | 40 | 122 | 14,624 | — | 37,240 | 29,040 | 66,280 |
| 1,091 | 1,037 | 2,128 | 32 | — | 79 | 41 | 120 | 16,089 | — | 41,879 | 32,100 | 73,979 |
| 1,110 | 1,036 | 2,146 | 36 | — | 80 | 40 | 120 | 16,585 | — | 45,295 | 34,500 | 79,795 |
| 986 | 979 | 1,965 | 35 | — | 78 | 38 | 116 | 18,072 | — | 47,598 | 37,247 | 84,845 |
| 895 | 846 | 1,741 | 38 | — | 90 | 48 | 138 | 19,260 | — | 51,314 | 39,822 | 91,136 |
| 909 | 815 | 1,724 | 35 | — | 72 | 43 | 115 | 21,131 | — | 59,136 | 44,494 | 103,630 |
| 798 | 728 | 1,526 | 47 | — | 246 | 43 | 289 | 23,454 | — | 70,354 | 49,868 | 120,222 |
| 927 | 862 | 1,789 | 43 | — | 194 | 52 | 246 | 27,262 | — | 83,180 | 57,181 | 140,361 |
| 842 | 815 | 1,657 | 42 | — | 300 | 61 | 361 | 29,976 | — | 88,646 | 64,022 | 152,668 |
| 865 | 859 | 1,724 | 49 | — | 271 | 93 | 364 | 37,402 | — | 108,517 | 80,519 | 189,036 |
| 903 | 911 | 1,814 | 63 | — | 135 | 85 | 220 | 41,245 | — | 117,269 | 86,304 | 203,573 |
| 964 | 1,005 | 1,969 | 76 | — | 162 | 96 | 258 | 44,323 | — | 127,042 | 94,201 | 221,243 |
| 965 | 1,028 | 1,993 | 86 | — | 178 | 96 | 274 | 48,561 | — | 134,561 | 105,941 | 240,502 |
| 929 | 992 | 1,921 | 83 | — | 168 | 96 | 264 | 51,299 | — | 139,501 | 118,812 | 251,313 |
| 960 | 973 | 1,933 | 112 | — | 249 | 109 | 358 | 57,471 | — | 159,919 | 125,011 | 284,930 |

6 關東州及鐵道附

| | 内地人 | | | | | 朝鮮人 | | | | | 支 | |
|------------|-----|--------|---------|---------|---------|-----|-------|-------|-------|--------|----|---------|
| | 住居 | 世帯 | 人口 | | | 住居 | 世帯 | 人口 | | | 住居 | 世帯 |
| | | | 男 | 女 | 計 | | | 男 | 女 | 計 | | |
| 末 明治43年 | — | 19,342 | 35,299 | 26,635 | 61,934 | — | 69 | 368 | 36 | 404 | — | 65,229 |
| 44 | — | 21,006 | 37,304 | 29,460 | 66,764 | — | 92 | 529 | 21 | 550 | — | 66,458 |
| 大正 1 | — | 21,962 | 40,629 | 32,541 | 73,170 | — | 67 | 332 | 66 | 398 | — | 68,475 |
| 2 | — | 22,476 | 42,433 | 34,754 | 77,187 | — | 66 | 366 | 110 | 476 | — | 70,572 |
| 3 | — | 23,004 | 44,836 | 36,893 | 81,729 | — | 64 | 337 | 119 | 456 | — | 72,024 |
| 4 | — | 23,240 | 46,062 | 38,510 | 84,572 | — | 88 | 359 | 167 | 526 | — | 75,683 |
| 5 | — | 24,358 | 48,599 | 41,564 | 90,163 | — | 153 | 581 | 301 | 882 | — | 78,266 |
| 6 | — | 26,353 | 53,208 | 44,989 | 98,197 | — | 286 | 935 | 592 | 1,527 | — | 81,783 |
| 7 | — | 29,181 | 60,237 | 50,499 | 110,736 | — | 347 | 1,192 | 844 | 2,036 | — | 84,299 |
| 8 | — | 32,668 | 68,629 | 57,116 | 125,745 | — | 540 | 1,587 | 1,185 | 2,772 | — | 87,147 |
| 9 | — | 34,423 | 73,572 | 61,878 | 135,470 | — | 465 | 1,356 | 1,078 | 2,444 | — | 96,501 |
| 10 | — | 36,990 | 76,008 | 65,764 | 141,772 | — | 555 | 1,414 | 1,121 | 2,535 | — | 96,841 |
| 11 | — | 37,859 | 77,784 | 70,031 | 147,815 | — | 570 | 1,475 | 1,271 | 2,746 | — | 100,833 |
| 12 | — | 41,165 | 85,609 | 76,889 | 162,498 | — | 1,302 | 3,395 | 2,767 | 6,162 | — | 111,841 |
| 13 | — | 42,253 | 87,250 | 80,357 | 167,607 | — | 1,652 | 4,359 | 3,630 | 7,989 | — | 117,142 |
| 14 | — | 42,694 | 90,115 | 84,047 | 174,162 | — | 2,103 | 5,226 | 4,613 | 9,839 | — | 124,364 |
| 昭和 1 | — | 43,923 | 92,739 | 86,585 | 179,324 | — | 2,296 | 5,860 | 5,065 | 10,925 | — | 127,886 |
| 2 | — | 44,700 | 95,904 | 89,295 | 185,199 | — | 2,640 | 6,609 | 5,838 | 12,447 | — | 134,133 |
| 3 | — | 46,076 | 99,606 | 93,227 | 192,833 | — | 2,687 | 6,784 | 6,082 | 12,866 | — | 140,292 |
| 4 | — | 47,927 | 105,020 | 97,982 | 203,002 | — | 3,114 | 8,258 | 7,197 | 15,455 | — | 149,655 |
| 5 | — | 50,086 | 111,488 | 103,975 | 215,463 | — | 3,547 | 9,340 | 8,355 | 17,695 | — | 160,812 |

屬地現住戶口表

| 那人 | | | 外國人 | | | 合計 | | | | | | |
|---------|---------|-----------|-----|-----|-------|-------|-------|----|---------|---------|---------|-----------|
| 人口 | | | 住居 | 世帯 | 人口 | | | 住居 | 世帯 | 人口 | | |
| 男 | 女 | 計 | | | 男 | 女 | 計 | | | 男 | 女 | 計 |
| 267,565 | 187,808 | 457,373 | — | 58 | 84 | 41 | 125 | — | 84,698 | 303,316 | 216,520 | 519,836 |
| 283,870 | 195,820 | 479,690 | — | 61 | 91 | 50 | 141 | — | 87,617 | 321,794 | 225,351 | 547,145 |
| 295,445 | 201,251 | 496,696 | — | 72 | 104 | 53 | 157 | — | 90,576 | 336,510 | 233,911 | 570,421 |
| 311,106 | 206,682 | 517,788 | — | 59 | 88 | 55 | 143 | — | 93,173 | 353,993 | 241,601 | 595,594 |
| 314,331 | 210,350 | 524,681 | — | 87 | 152 | 105 | 257 | — | 95,181 | 359,656 | 247,467 | 607,123 |
| 333,670 | 217,139 | 550,809 | — | 109 | 199 | 123 | 322 | — | 99,120 | 380,290 | 255,939 | 636,229 |
| 342,849 | 223,552 | 566,401 | — | 83 | 148 | 124 | 272 | — | 102,860 | 392,177 | 265,541 | 657,718 |
| 357,473 | 231,332 | 588,805 | — | 92 | 223 | 153 | 376 | — | 108,514 | 411,839 | 277,066 | 688,905 |
| 374,580 | 235,077 | 609,657 | — | 89 | 199 | 140 | 339 | — | 113,916 | 436,208 | 289,560 | 722,768 |
| 394,823 | 240,049 | 634,872 | — | 99 | 189 | 141 | 330 | — | 120,454 | 465,228 | 293,491 | 763,719 |
| 451,682 | 255,080 | 706,762 | — | 161 | 315 | 242 | 557 | — | 131,550 | 526,935 | 318,298 | 845,233 |
| 437,679 | 258,671 | 696,350 | — | 149 | 294 | 232 | 526 | — | 134,534 | 515,395 | 325,788 | 841,183 |
| 453,257 | 268,111 | 721,368 | — | 183 | 625 | 440 | 1,065 | — | 139,445 | 533,141 | 339,853 | 872,994 |
| 489,071 | 285,383 | 774,454 | — | 280 | 649 | 491 | 1,140 | — | 154,588 | 578,724 | 365,530 | 944,254 |
| 500,735 | 299,714 | 800,449 | — | 342 | 1,056 | 671 | 1,727 | — | 161,390 | 593,400 | 384,372 | 977,772 |
| 527,226 | 319,297 | 846,523 | — | 453 | 1,094 | 813 | 1,907 | — | 169,614 | 623,661 | 408,770 | 1,032,431 |
| 538,914 | 327,592 | 866,506 | — | 541 | 1,190 | 906 | 2,096 | — | 174,647 | 638,703 | 420,140 | 1,058,851 |
| 565,325 | 343,808 | 909,133 | — | 588 | 1,206 | 979 | 2,185 | — | 182,061 | 669,044 | 439,920 | 1,108,964 |
| 591,034 | 360,243 | 951,277 | — | 619 | 1,268 | 982 | 2,250 | — | 189,674 | 698,692 | 460,534 | 1,159,226 |
| 623,762 | 381,045 | 1,004,807 | — | 678 | 1,414 | 1,110 | 2,524 | — | 201,374 | 738,454 | 487,334 | 1,225,788 |
| 654,568 | 400,982 | 1,055,550 | — | 687 | 1,382 | 1,121 | 2,503 | — | 215,132 | 776,778 | 514,433 | 1,291,211 |

7 南洋群島

| | | 内地人 | | | | | 島人 | | | | |
|----|----|-------|-------|--------|-------|--------|-------|-------|--------|--------|--|
| | | 住居 | 世帯 | 人口 | | | 住居 | 世帯 | 人 | | |
| | | | | 男 | 女 | 計 | | | 男 | 女 | |
| 大正 | 9 | — | 703 | 3,097 | 574 | 3,671 | — | — | 24,877 | 23,628 | |
| 〃 | 10 | — | — | 2,411 | 737 | 3,148 | — | — | 24,805 | 23,571 | |
| 〃 | 11 | 977 | — | 2,279 | 1,031 | 3,310 | 9,184 | — | 24,278 | 23,435 | |
| 〃 | 12 | 1,438 | — | 3,557 | 1,646 | 5,203 | 9,471 | — | 25,381 | 23,709 | |
| 〃 | 13 | 1,779 | — | 3,646 | 1,904 | 5,550 | 9,547 | — | 25,664 | 23,912 | |
| 〃 | 14 | — | 2,328 | 5,074 | 2,356 | 7,430 | — | — | 24,964 | 23,834 | |
| 昭和 | 1 | 2,627 | — | 5,520 | 2,875 | 8,395 | 9,421 | — | 25,431 | 23,563 | |
| 〃 | 2 | 2,891 | — | 6,392 | 3,587 | 9,979 | 9,357 | — | 25,286 | 23,475 | |
| 〃 | 3 | 3,487 | — | 7,989 | 4,471 | 12,460 | 9,313 | — | 24,931 | 23,594 | |
| 〃 | 4 | 4,452 | — | 10,291 | 5,911 | 16,202 | 9,255 | — | 25,116 | 23,501 | |
| 〃 | 5 | — | 5,348 | 12,262 | 7,573 | 19,835 | — | 9,621 | 25,596 | 24,099 | |

- 備考 1. 住居欄掲載ハ戸数ナリ。
 2. 大正九年内地人世帯數ニハ外國人世帯ヲ含ム。
 3. 大正十四年及昭和三年以降ハ各年十月一日現在ニシテ他ハ各年十二月末日現在ナリ。

現住戸口

| 口計 | 外國人 | | | | | 合計 | | | | |
|--------|-----|----|----|----|-----|--------|--------|--------|--------|--------|
| | 住居 | 世帯 | 人口 | | | 住居 | 世帯 | 人口 | | |
| | | | 男 | 女 | 計 | | | 男 | 女 | 計 |
| 48,505 | — | — | 36 | 10 | 46 | — | — | 28,010 | 24,212 | 52,222 |
| 48,376 | — | — | 51 | 9 | 60 | — | — | 27,267 | 24,317 | 51,584 |
| 47,713 | 42 | — | 58 | 5 | 63 | 10,203 | — | 26,615 | 24,471 | 51,086 |
| 49,090 | 42 | — | 60 | 5 | 65 | 10,951 | — | 28,998 | 25,360 | 54,358 |
| 49,576 | 41 | — | 56 | 4 | 60 | 11,367 | — | 29,366 | 25,020 | 55,186 |
| 48,798 | — | 38 | 62 | 4 | 66 | — | — | 30,100 | 26,194 | 56,294 |
| 48,994 | 44 | — | 69 | 8 | 77 | 12,092 | — | 31,020 | 26,446 | 57,466 |
| 48,761 | 47 | — | 65 | 11 | 76 | 12,295 | — | 31,743 | 27,073 | 58,816 |
| 48,545 | 45 | — | 63 | 18 | 81 | 12,845 | — | 33,003 | 28,083 | 61,066 |
| 48,617 | 49 | — | 71 | 31 | 102 | 13,756 | — | 35,478 | 29,443 | 64,921 |
| 49,695 | — | 50 | 71 | 25 | 96 | — | 15,019 | 37,929 | 31,697 | 69,626 |

8. 人口總數

| 年 別 | 地 域 別 | 總 數 | | 朝 鮮 | | 臺 灣 | |
|--------|--------------|------------|-----|------------|-----|-----------|-----|
| | | 人 口 | 指 數 | 人 口 | 指 數 | 人 口 | 指 數 |
| 明治 | 年 末 42 | 16,862,733 | 100 | 13,090,856 | 100 | 3,249,793 | 100 |
| | 43 | 17,163,333 | 102 | 13,313,017 | 102 | 3,299,493 | 103 |
| | 44 | 18,009,009 | 107 | 14,055,869 | 107 | 3,369,270 | 103 |
| 大正 | 1 | 18,874,830 | 112 | 14,827,101 | 113 | 3,435,170 | 105 |
| | 2 | 19,630,985 | 116 | 15,458,863 | 119 | 3,502,173 | 107 |
| | 3 | 20,148,645 | 119 | 15,929,963 | 122 | 3,554,353 | 109 |
| | 4 | 20,545,120 | 122 | 16,278,389 | 124 | 3,569,842 | 109 |
| | 5 | 20,968,236 | 124 | 16,648,129 | 127 | 3,596,109 | 110 |
| | 6 | 21,378,410 | 127 | 16,968,997 | 127 | 3,646,529 | 112 |
| | 7 | 21,523,282 | 128 | 17,057,032 | 131 | 3,669,687 | 113 |
| | 8 | 21,713,204 | 129 | 17,149,909 | 131 | 3,714,899 | 114 |
| | 9 | 22,035,003 | 130 | 17,288,989 | 132 | 3,757,838 | 116 |
| | 10 | 22,285,126 | 132 | 17,452,918 | 133 | 3,835,811 | 118 |
| | 11 | 22,575,755 | 134 | 17,626,761 | 134 | 3,904,692 | 120 |
| | 12 | 23,000,036 | 136 | 17,884,965 | 135 | 3,976,098 | 122 |
| | 13 | 23,295,444 | 137 | 18,068,116 | 138 | 4,041,702 | 124 |
| | 14 | 24,423,353 | 145 | 19,015,526 | 145 | 4,130,114 | 128 |
| 昭和 | 1 | 24,665,549 | 146 | 19,103,900 | 146 | 4,241,759 | 131 |
| | 2 | 24,863,721 | 147 | 19,137,698 | 146 | 4,337,000 | 133 |
| | 3 | 25,068,597 | 149 | 19,189,699 | 146 | 4,439,084 | 137 |
| | 4 | 25,423,633 | 151 | 19,331,061 | 148 | 4,548,750 | 140 |
| | 5 | 26,579,551 | 158 | 20,256,563 | 155 | 4,677,221 | 143 |

備 考 1. 南洋群島及内地ハ毎年十月一日現在トス。

累 年 比 較

| 神 戶 | | 關東州及鐵道附屬地 | | 南 洋 群 島 | | 內 地 | |
|---------|-------|-----------|-----|---------|-----|------------|-----|
| 人 口 | 指 數 | 人 口 | 指 數 | 人 口 | 指 數 | 人 口 | 指 數 |
| 26,236 | 100 | 495,848 | 100 | — | — | 50,254,471 | 100 |
| 31,107 | 118 | 519,836 | 105 | — | — | 50,984,844 | 101 |
| 36,725 | 140 | 547,145 | 110 | — | — | 51,753,934 | 102 |
| 42,138 | 161 | 570,421 | 115 | — | — | 52,522,753 | 104 |
| 44,356 | 169 | 595,594 | 120 | — | — | 53,362,682 | 106 |
| 57,206 | 218 | 607,123 | 122 | — | — | 54,142,441 | 107 |
| 60,660 | 231 | 636,229 | 128 | — | — | 54,935,755 | 109 |
| 66,280 | 231 | 657,718 | 134 | — | — | 55,637,431 | 110 |
| 73,979 | 282 | 688,905 | 139 | — | — | 56,335,971 | 112 |
| 79,795 | 304 | 722,768 | 146 | — | — | 56,667,711 | 113 |
| 84,845 | 323 | 763,719 | 154 | — | — | 56,253,200 | 111 |
| 91,136 | 347 | 845,233 | 170 | 52,222 | 100 | 55,963,053 | 111 |
| 103,630 | 394 | 841,183 | 168 | 51,584 | 99 | 56,787,300 | 113 |
| 120,222 | 458 | 872,994 | 176 | 51,086 | 98 | 57,655,800 | 114 |
| 140,361 | 535 | 944,254 | 191 | 54,358 | 104 | 58,481,500 | 116 |
| 152,668 | 582 | 977,772 | 197 | 55,186 | 106 | 59,139,030 | 116 |
| 189,036 | 721 | 1,032,431 | 200 | 56,294 | 108 | 59,736,822 | 118 |
| 203,573 | 776 | 1,058,851 | 214 | 57,466 | 110 | 60,521,600 | 120 |
| 221,243 | 843 | 1,108,964 | 224 | 58,816 | 113 | 61,316,600 | 122 |
| 240,502 | 917 | 1,159,226 | 234 | 61,066 | 117 | 62,122,200 | 124 |
| 251,313 | 958 | 1,225,788 | 247 | 64,921 | 124 | 62,938,200 | 125 |
| 284,930 | 1,086 | 1,291,211 | 260 | 69,626 | 133 | 65,366,500 | 130 |

10 主 要 都 市

| 朝鮮 | | 臺灣 | |
|---------|-------|-------|-------|
| 所屬地名 | 都 市 | 所屬地名 | 都 市 |
| 京 畿 道 | 京 城 | 臺 北 州 | 臺 北 市 |
| 平 安 南 道 | 平 壤 | 臺 南 州 | 臺 南 市 |
| 慶 尙 南 道 | 釜 山 | 臺 北 州 | 基 隆 市 |
| 慶 尙 北 道 | 大 邱 | 高 雄 州 | 高 雄 市 |
| 京 畿 道 | 仁 川 | 臺 南 州 | 嘉 義 市 |
| | 開 城 | 臺 中 州 | 臺 中 市 |
| 平 安 北 道 | 新 義 州 | 新 竹 州 | 新 竹 市 |
| 咸 鏡 南 道 | 元 山 | 臺 中 州 | 鹿 港 市 |
| | 咸 興 | 高 雄 州 | 屏 東 市 |
| 全 羅 北 道 | 全 州 | 臺 南 州 | 斗 六 市 |
| 平 安 南 道 | 鎮 南 浦 | 臺 中 州 | 清 水 市 |
| 全 羅 南 道 | 光 州 | 新 竹 州 | 大 溪 市 |
| | 木 浦 | 臺 中 州 | 員 林 市 |
| 咸 鏡 北 道 | 清 津 | 臺 中 州 | 豐 原 市 |
| 全 羅 北 道 | 群 山 | 臺 南 州 | 麻 豆 市 |
| 慶 尙 南 道 | 馬 山 | 臺 中 州 | 埔 里 市 |
| 黃 海 道 | 海 州 | 臺 中 州 | 南 投 市 |
| 慶 尙 南 道 | 晉 州 | 臺 北 州 | 宜 蘭 市 |
| 咸 鏡 北 道 | 鏡 城 | | 淡 水 市 |
| 忠 清 北 道 | 清 州 | 澎 湖 廳 | 馬 公 市 |
| 咸 鏡 北 道 | 羅 南 | 臺 南 州 | 北 港 市 |
| 忠 清 南 道 | 公 州 | 臺 中 州 | 彰 化 市 |
| 平 安 北 道 | 義 州 | 新 竹 州 | 桃 園 市 |
| 江 原 道 | 泰 川 | 臺 東 廳 | 臺 東 市 |
| | | 花 蓮 廳 | 花 蓮 市 |

備考 1. 鐵道附屬地中 △印ハ領事管轄地内ノ人口ニシテ外書トス。
 2. 南洋群島ハ昭和五年四月一日現在ナリ。

市 人 口

(昭和五年末現在)

| 本 州 | | 關 東 州 | |
|---------|-------|---------------|-------|
| 所屬地名 | 都 市 | 所屬地名 | 都 市 |
| 大 泊 支 廳 | 大 泊 | 大 連 民 政 署 | 大 連 |
| 豊 原 支 廳 | 豊 原 | 旅 順 民 政 署 | 旅 順 |
| 泊 居 支 廳 | 恵 須 取 | 金 州 民 政 支 署 | 金 州 |
| 元 泊 支 廳 | 知 取 | 鏡 子 高 民 政 支 署 | 鏡 子 高 |
| 眞 岡 支 廳 | 眞 岡 | 昔 蘭 店 民 政 支 署 | 昔 蘭 店 |
| 豊 岡 支 廳 | 篠 合 | | |
| 大 泊 支 廳 | 留 多 加 | | |
| 本 斗 支 廳 | 本 斗 | | |
| 泊 居 支 廳 | 泊 居 | | |
| 敷 香 支 廳 | 敷 香 | | |
| 眞 岡 支 廳 | 野 田 | | |
| | | 鐵 道 附 屬 地 | |
| | | 撫 順 警 務 署 | 撫 順 |
| | | 安 東 | 安 東 |
| | | 奉 天 | 奉 天 |
| | | 長 春 | 長 春 |
| | | 開 原 | 開 原 |
| | | 鞍山 | 鞍 山 |
| | | 四平街 | 四 平 街 |
| | | 遼 陽 | 遼 陽 |
| | | 公主嶺 | 公 主 嶺 |
| | | 瓦 房 店 | 瓦 房 店 |
| | | 營 口 | 營 口 |
| | | 大 石 橋 | 大 石 橋 |
| | | 鐵 嶺 | 鐵 嶺 |
| | | 本 溪 湖 | 本 溪 湖 |
| サイバン支廳 | | | |
| トラック支廳 | | | |
| ヤルート支廳 | | | |
| ボナベ支廳 | | | |
| パラオ支廳 | | | |
| ヤップ支廳 | | | |

11 婚 姻 及

| | | 婚 姻 | | | | |
|-----------|-----|---------|-------|---------|-------|--------|
| | | 總 數 | 內 地 人 | 本 地 人 | 外 國 人 | 其 ノ 他 |
| 朝鮮 | | | | | | |
| 大正 | 14年 | 172,259 | 1,185 | 171,066 | 8 | — |
| 昭和 | 1 | 168,598 | 1,184 | 167,409 | 5 | — |
| | 2 | 175,953 | 1,287 | 174,653 | 13 | — |
| | 3 | 193,165 | 1,335 | 191,816 | 14 | — |
| | 4 | 194,265 | 1,524 | 192,723 | 18 | — |
| | 5 | 199,281 | 1,683 | 197,563 | 35 | — |
| 臺灣 | | | | | | (熟生番人) |
| 大正 | 14 | 37,603 | 563 | 35,726 | 100 | 1,214 |
| 昭和 | 1 | 46,778 | 830 | 44,552 | 135 | 1,261 |
| | 2 | 45,572 | 651 | 43,606 | 172 | 1,143 |
| | 3 | 42,679 | 695 | 40,739 | 147 | 1,098 |
| | 4 | 46,816 | 645 | 44,929 | 123 | 1,119 |
| | 5 | 46,364 | 740 | 43,958 | 132 | 1,534 |
| 樺太 | | | | | | |
| 大正 | 14 | 746 | — | — | — | — |
| 昭和 | 1 | 1,173 | — | — | — | — |
| | 2 | 1,305 | — | — | — | — |
| | 3 | 1,492 | — | — | — | — |
| | 4 | 1,644 | — | — | — | — |
| | 5 | 1,794 | — | — | — | — |
| 關東州及鐵道附屬地 | | | | | | (朝鮮人) |
| 大正 | 14 | 5,997 | 1,175 | 4,784 | 3 | 35 |
| 昭和 | 1 | 6,653 | 1,160 | 5,423 | 6 | 64 |
| | 2 | 6,532 | 911 | 5,573 | 3 | 45 |
| | 3 | 6,422 | 1,033 | 5,330 | 13 | 46 |
| | 4 | 6,809 | 941 | 5,815 | 7 | 46 |
| | 5 | 6,092 | 816 | 5,227 | 4 | 45 |
| 南洋羣島 | | | | | | |
| 大正 | 14 | 882 | 8 | 874 | — | — |
| 昭和 | 1 | 568 | 2 | 566 | — | — |
| | 2 | 709 | 2 | 707 | — | — |
| | 3 | 739 | — | 739 | — | — |
| | 4 | 795 | — | 795 | — | — |
| | 5 | 1,086 | — | 1,086 | — | — |
| 內地 | | | | | | |
| 大正 | 14 | 521,438 | — | — | — | — |
| 昭和 | 1 | 502,847 | — | — | — | — |
| | 2 | 487,850 | — | — | — | — |
| | 3 | 499,555 | — | — | — | — |
| | 4 | 497,410 | — | — | — | — |
| | 5 | 506,674 | — | — | — | — |

離 婚

| | | 離 婚 | | | | | 結婚百=對スル離婚 | | |
|--|--|--------|-------|-------|-------|------------|-----------|-------|-------------|
| | | 總 數 | 內 地 人 | 本 地 人 | 外 國 人 | 其 ノ 他 | (内地人) | (本地人) | (熟生番人) |
| | | 7,708 | 101 | 7,607 | — | — | 8.5 | 4.1 | — |
| | | 7,103 | 115 | 6,988 | — | — | 9.7 | 4.1 | — |
| | | 7,112 | 121 | 6,991 | — | — | 9.4 | 4.0 | — |
| | | 8,351 | 129 | 8,218 | 4 | — | 9.7 | 4.3 | — |
| | | 8,184 | 156 | 8,021 | 7 | — | 10.2 | 4.2 | — |
| | | 9,077 | 178 | 8,894 | 5 | — | 10.6 | 4.5 | — |
| | | 4,066 | 7 | 3,711 | 8 | (熟生番人) 340 | 1.2 | 10.4 | (熟生番人) 23.0 |
| | | 4,812 | 14 | 4,455 | 3 | 340 | 1.7 | 10.0 | 27.0 |
| | | 4,554 | 11 | 4,281 | 8 | 254 | 1.7 | 9.8 | 22.2 |
| | | 4,506 | 9 | 4,218 | 5 | 274 | 1.3 | 10.4 | 25.0 |
| | | 4,463 | 7 | 4,192 | 1 | 263 | 1.1 | 9.3 | 23.5 |
| | | 4,300 | 4 | 3,940 | 6 | 350 | 0.5 | 9.4 | 22.8 |
| | | 49 | — | — | — | — | — | — | 平均 6.6 |
| | | 74 | — | — | — | — | — | — | 6.3 |
| | | 100 | — | — | — | — | — | — | 7.7 |
| | | 137 | — | — | — | — | — | — | 9.2 |
| | | 152 | — | — | — | — | — | — | 9.2 |
| | | 168 | — | — | — | — | — | — | 9.4 |
| | | 147 | 71 | 74 | — | (朝鮮人) 2 | 6.0 | 1.6 | — |
| | | 240 | 122 | 111 | — | 7 | 10.5 | 2.1 | — |
| | | 156 | 61 | 90 | 2 | 3 | 6.7 | 1.6 | — |
| | | 185 | 69 | 110 | 3 | 3 | 6.7 | 2.1 | — |
| | | 202 | 85 | 110 | — | 7 | 9.0 | 1.9 | — |
| | | 161 | 45 | 110 | — | 6 | 5.5 | 2.1 | — |
| | | 188 | — | 188 | — | — | — | 21.3 | — |
| | | 244 | 2 | 242 | — | — | — | 43.0 | — |
| | | 253 | 2 | 251 | — | — | — | 35.7 | — |
| | | 236 | — | 236 | — | — | — | 31.9 | — |
| | | 244 | — | 244 | — | — | — | 30.6 | — |
| | | 322 | — | 322 | — | — | — | 29.7 | — |
| | | 51,687 | — | — | — | — | — | — | 平均 14.0 |
| | | 50,119 | — | — | — | — | — | — | 13.7 |
| | | 50,626 | — | — | — | — | — | — | 13.9 |
| | | 49,119 | — | — | — | — | — | — | 13.7 |
| | | 51,222 | — | — | — | — | — | — | 13.1 |
| | | 51,259 | — | — | — | — | — | — | 14.7 |

13 本邦人海外渡航者員數表 (自明治元年六十三年間 至昭和五年)

| 年 別 | | 區 別 | 男 | 女 | 計 |
|-----|---|-----|-----------|---------|-----------|
| 自 | 明 | 治 | | | |
| 至 | 1 | 0 | 5,738 | 610 | 6,348 |
| 自 | 1 | 1 | | | |
| 至 | 2 | 0 | 15,625 | 4,646 | 20,271 |
| 自 | 2 | 1 | | | |
| 至 | 3 | 0 | 126,846 | 23,708 | 150,554 |
| 自 | 3 | 1 | | | |
| 至 | 4 | 0 | 312,265 | 43,524 | 355,789 |
| 自 | 4 | 1 | | | |
| 至 | 5 | 6 | 295,532 | 71,283 | 366,815 |
| 大 | 正 | 7 | 49,124 | 12,959 | 62,083 |
| 自 | 7 | 8 | 48,258 | 11,929 | 60,187 |
| 自 | 7 | 9 | 43,942 | 11,665 | 55,607 |
| 自 | 7 | 10 | 25,758 | 9,882 | 35,640 |
| 自 | 7 | 11 | 22,244 | 8,167 | 30,411 |
| 自 | 7 | 12 | 18,117 | 6,730 | 24,847 |
| 自 | 7 | 13 | 17,837 | 9,195 | 27,032 |
| 自 | 7 | 14 | 15,628 | 6,548 | 22,176 |
| 自 | 7 | 15 | 20,017 | 8,601 | 28,618 |
| 昭 | 和 | 1 | | | |
| 昭 | 和 | 2 | 21,404 | 9,813 | 31,217 |
| 自 | 2 | 3 | 23,191 | 10,817 | 34,008 |
| 自 | 2 | 4 | 25,689 | 12,301 | 37,990 |
| 自 | 2 | 5 | 26,589 | 11,790 | 38,379 |
| 自 | 2 | 7 | | | |
| 自 | 2 | 5 | 357,798 | 130,397 | 488,195 |
| 總 | 計 | | 1,113,804 | 274,168 | 1,387,972 |

14 渡航地別本邦人海外渡航者員數表 (自大正十年 至昭和五年)

| 年 別 | 大正 10 | 同 11 | 同 12 | 同 13 | 同 14 | 昭和 1 | 同 2 | 同 3 | 同 4 | 同 5 | 計 |
|---------------------|--------|--------|--------|--------|--------|--------|--------|--------|--------|--------|---------|
| 南 北 米 諸 國 | 18 | 25 | 21 | 11 | 2 | 34 | 17 | 33 | 10 | 13 | 184 |
| 南 米 諸 國 | 50 | 50 | 12 | 7 | 6 | 16 | 20 | 27 | 8 | 22 | 218 |
| 伯 利 西 爾 | 1,011 | 1,091 | 844 | 3,858 | 5,028 | 9,022 | 10,136 | 12,148 | 15,589 | 13,852 | 72,579 |
| 秘 魯 | 800 | 295 | 443 | 751 | 1,037 | 1,362 | 1,423 | 1,153 | 1,327 | 880 | 9,471 |
| 智 利 | 35 | 24 | 14 | 16 | 26 | 40 | 35 | 33 | 32 | 52 | 307 |
| 哥 倫 比 亞 | — | — | 4 | 5 | 4 | 8 | 11 | 22 | 31 | 32 | 117 |
| 亞 爾 然 丁 | 94 | 81 | 102 | 123 | 226 | 207 | 337 | 402 | 414 | 527 | 2,513 |
| グ エ ネ ス ニ ラ | — | — | — | — | — | — | — | 1 | — | — | 1 |
| パ ラ グ ア イ | — | — | — | — | — | 6 | — | 1 | — | — | 8 |
| ウ ル グ ア イ | — | — | — | 2 | — | 1 | 3 | 1 | — | — | 11 |
| 墨 西 哥 | 143 | 142 | 136 | 276 | 330 | 482 | 536 | 473 | 376 | 656 | 3,550 |
| 巴 拿 馬 | — | — | 8 | 24 | 35 | 19 | 16 | 11 | 21 | 46 | 180 |
| 秋 瑞 | — | — | 24 | 245 | 190 | 129 | 40 | 49 | 26 | 41 | 744 |
| 北 米 諸 國 | 251 | 225 | 216 | 178 | 104 | 178 | 117 | 24 | 21 | 12 | 1,326 |
| 米 領 布 哇 | 3,939 | 3,553 | 2,661 | 2,760 | 1,159 | 1,269 | 1,321 | 1,104 | 916 | 701 | 19,383 |
| 北 米 合 衆 國 | 8,530 | 7,454 | 6,289 | 8,723 | 2,052 | 2,195 | 2,398 | 2,858 | 2,826 | 2,740 | 46,065 |
| 英 領 加 奈 陀 | 1,378 | 1,160 | 765 | 1,250 | 1,053 | 1,227 | 1,308 | 1,292 | 723 | 617 | 10,773 |
| 歐 米 諸 國 | 849 | 874 | 1,135 | 951 | 864 | 854 | 779 | 943 | 975 | 773 | 8,997 |
| 歐 洲 諸 國 | 625 | 694 | 815 | 769 | 780 | 707 | 1,036 | 1,135 | 950 | 1,049 | 8,561 |
| 英 領 東 南 阿 非 利 加 | 38 | 23 | 9 | 4 | 6 | 19 | 26 | 22 | 18 | 42 | 207 |
| 埃 及 | — | — | — | 7 | 23 | 8 | 4 | 12 | 6 | 3 | 63 |
| 大 洋 洲 諸 國 | 9 | 4 | 34 | 8 | 6 | 5 | 6 | 10 | — | 3 | 85 |
| 法 洲 及 新 西 蘭 | 164 | 299 | 164 | 297 | 342 | 256 | 212 | 288 | 337 | 120 | 2,479 |
| 佛 領 ニューカレド ニヤ | — | — | — | 5 | 1 | 18 | 4 | 7 | 20 | 31 | 86 |
| 英 領 ニューギニヤ | — | — | — | 5 | 4 | 4 | 2 | — | — | 1 | 16 |
| 亞 細 亞 諸 國 | 1,337 | 997 | 801 | 288 | 220 | 344 | 312 | 388 | 320 | 466 | 5,473 |
| 英 領 北 婆 羅 洲 | 77 | 60 | 56 | 70 | 96 | 137 | 98 | 154 | 92 | 137 | 977 |
| 蘭 領 東 印 度 | 620 | 606 | 642 | 633 | 738 | 954 | 1,071 | 1,230 | 1,356 | 1,280 | 9,130 |
| 比 律 賓 群 島 及 グラ ム 島 | 799 | 575 | 746 | 857 | 2,137 | 2,656 | 3,022 | 2,569 | 3,578 | 3,209 | 20,148 |
| 英 領 印 度 | 208 | 263 | 272 | 297 | 270 | 353 | 263 | 224 | 254 | 250 | 2,654 |
| 英 領 馬 來 及 海 峽 殖 民 地 | 707 | 594 | 510 | 591 | 1,029 | 1,056 | 1,137 | 1,064 | 615 | 1,154 | 8,457 |
| 暹 羅 | 34 | 17 | 98 | 63 | 73 | 72 | 54 | 67 | 34 | 94 | 606 |
| 佛 領 印 度 支 那 | 47 | 37 | 76 | 67 | 129 | 88 | 71 | 71 | 59 | 94 | 739 |
| 英 領 香 港 及 葡 領 澳 門 | 647 | 621 | 452 | 586 | 339 | 379 | 348 | 403 | 340 | 301 | 4,416 |
| 中 華 民 國 | 3,544 | 2,996 | 2,636 | 2,814 | 3,015 | 3,695 | 3,855 | 4,246 | 5,412 | 6,923 | 39,136 |
| ソ 連 邦 | 9,049 | 7,118 | 4,782 | 491 | 850 | 799 | 1,180 | 1,525 | 1,251 | 2,148 | 29,193 |
| 其 他 | 636 | 533 | 80 | — | 1 | 12 | 19 | 8 | 18 | 61 | 1,368 |
| 總 計 | 35,640 | 30,411 | 24,847 | 27,032 | 22,176 | 28,618 | 31,217 | 34,008 | 37,990 | 38,379 | 310,318 |

15 旅券下附官廳別本邦人海外渡航者員數表 (自大正十年至昭和五年)

| 年 官廳別 | 大正 10 | 11 | 12 | 13 | 14 | 昭和 1 | 2 | 3 | 4 | 5 | 計 |
|----------|-------|-------|-------|-------|-------|--------|--------|--------|--------|--------|---------|
| 外務省 | 1,096 | 1,214 | 1,005 | 786 | 102 | 826 | 1,090 | 992 | 771 | 1,022 | 8,904 |
| 北海道 | 3,559 | 3,536 | 1,779 | 391 | 243 | 117 | 514 | 799 | 843 | 1,505 | 13,286 |
| 東京都 | 2,740 | 2,598 | 2,566 | 2,172 | 2,214 | 2,485 | 2,463 | 2,660 | 2,854 | 3,027 | 25,779 |
| 大阪府 | 285 | 239 | 150 | 120 | 89 | 176 | 186 | 160 | 161 | 141 | 1,707 |
| 神奈川県 | 744 | 743 | 563 | 530 | 541 | 656 | 580 | 762 | 662 | 598 | 6,379 |
| 兵庫県 | 6,078 | 4,469 | 1,565 | 3,730 | 1,683 | 2,441 | 2,942 | 3,220 | 2,738 | 2,514 | 31,380 |
| 長崎縣 | 5,816 | 5,306 | 5,648 | 9,383 | 8,295 | 13,027 | 13,631 | 15,310 | 19,167 | 17,391 | 112,974 |
| 新潟縣 | 1,593 | 1,264 | 1,360 | 1,277 | 1,598 | 1,543 | 2,009 | 2,032 | 2,070 | 1,453 | 16,199 |
| 埼玉縣 | 86 | 133 | 35 | 66 | 36 | 68 | 41 | 54 | 17 | 2 | 538 |
| 群馬縣 | 10 | 19 | 17 | 18 | 7 | 13 | 14 | 16 | 5 | 9 | 128 |
| 千葉県 | 39 | 21 | 27 | 23 | 6 | 8 | 14 | 14 | 16 | 6 | 174 |
| 茨城県 | 53 | 57 | 34 | 36 | 27 | 30 | 28 | 32 | 23 | 23 | 343 |
| 栃木縣 | 33 | 29 | 22 | 26 | 20 | 33 | 19 | 11 | 13 | 9 | 215 |
| 奈良縣 | 30 | 47 | 30 | 33 | 24 | 10 | 72 | 20 | 30 | 17 | 313 |
| 三重縣 | 66 | 91 | 75 | 90 | 80 | 63 | 91 | 83 | 34 | 58 | 751 |
| 愛知縣 | 278 | 207 | 214 | 242 | 124 | 172 | 114 | 206 | 188 | 175 | 1,920 |
| 静岡県 | 144 | 130 | 106 | 151 | 105 | 108 | 102 | 123 | 61 | 61 | 1,091 |
| 山梨縣 | 109 | 74 | 72 | 90 | 27 | 34 | 41 | 16 | 32 | 3 | 498 |
| 滋賀縣 | 106 | 90 | 54 | 86 | 35 | 68 | 60 | 27 | 54 | 106 | 686 |
| 岐阜縣 | 49 | 41 | 34 | 33 | 37 | 33 | 43 | 40 | 13 | 22 | 345 |
| 長野縣 | 74 | 60 | 69 | 68 | 40 | 49 | 96 | 59 | 31 | 49 | 595 |
| 富山縣 | 53 | 41 | 45 | 63 | 19 | 26 | 42 | 34 | 49 | 23 | 395 |
| 福井縣 | 85 | 78 | 86 | 114 | 52 | 10 | 12 | 35 | 30 | 18 | 520 |
| 岩手縣 | 13 | 16 | 8 | 16 | 4 | 6 | 7 | 6 | 5 | 5 | 86 |
| 青森縣 | 97 | 51 | 28 | 9 | 7 | 17 | 12 | 10 | 13 | 20 | 264 |
| 山形縣 | 23 | 13 | 17 | 8 | 14 | 27 | 23 | 21 | 17 | 8 | 171 |

15 旅券下附官廳別本邦人海外渡航者員數表 (續)

| 年 官廳別 | 大正 10 | 11 | 12 | 13 | 14 | 昭和 1 | 2 | 3 | 4 | 5 | 計 |
|----------|--------|--------|--------|--------|--------|--------|--------|--------|--------|--------|---------|
| 秋田縣 | 15 | 35 | 23 | 8 | 3 | 41 | 8 | 14 | 5 | 5 | 157 |
| 福井縣 | 503 | 221 | 93 | 78 | 101 | 65 | 51 | 42 | 55 | 73 | 1,282 |
| 石川縣 | 106 | 65 | 45 | 34 | 57 | 32 | 25 | 36 | 27 | 17 | 444 |
| 富山縣 | 109 | 85 | 25 | 39 | 32 | 20 | 27 | 33 | 34 | 20 | 424 |
| 島根縣 | 67 | 53 | 56 | 92 | 28 | 24 | 33 | 38 | 32 | 38 | 461 |
| 岡山縣 | 39 | 26 | 24 | 34 | 14 | 6 | 10 | 3 | 11 | 9 | 176 |
| 廣島縣 | 196 | 178 | 180 | 248 | 82 | 132 | 112 | 114 | 114 | 103 | 1,464 |
| 山口縣 | 901 | 881 | 818 | 1,002 | 646 | 439 | 567 | 439 | 336 | 335 | 6,364 |
| 和歌山縣 | 276 | 229 | 318 | 342 | 90 | 112 | 113 | 95 | 187 | 174 | 1,936 |
| 徳島縣 | 396 | 421 | 349 | 546 | 150 | 99 | 121 | 133 | 209 | 253 | 2,687 |
| 香川縣 | 15 | 11 | 9 | 9 | 7 | 11 | 16 | 12 | 14 | 8 | 112 |
| 愛媛縣 | 50 | 43 | 35 | 24 | 28 | 25 | 28 | 20 | 23 | 13 | 289 |
| 高知縣 | 82 | 56 | 54 | 98 | 62 | 42 | 68 | 54 | 29 | 36 | 581 |
| 福岡縣 | 94 | 61 | 47 | 78 | 42 | 40 | 42 | 39 | 46 | 41 | 530 |
| 大分縣 | 478 | 478 | 333 | 551 | 375 | 546 | 544 | 525 | 377 | 948 | 5,155 |
| 佐賀縣 | 67 | 42 | 25 | 33 | 54 | 55 | 38 | 57 | 38 | 7 | 416 |
| 熊本縣 | 128 | 86 | 77 | 81 | 48 | 44 | 42 | 60 | 61 | 57 | 684 |
| 宮崎縣 | 270 | 256 | 260 | 321 | 216 | 37 | 163 | 61 | 102 | 110 | 1,796 |
| 鹿児島縣 | 24 | 11 | 8 | 6 | 8 | 1 | 2 | 13 | 4 | 3 | 80 |
| 沖縄縣 | 152 | 96 | 80 | 191 | 99 | 147 | 128 | 157 | 170 | 79 | 1,299 |
| 朝鮮 | 42 | 33 | 34 | 147 | 61 | 31 | 45 | 14 | 38 | 60 | 505 |
| 臺灣 | 3,868 | 2,642 | 2,851 | 230 | 218 | 528 | 420 | 502 | 236 | 160 | 11,655 |
| 關東廳 | 4,371 | 3,749 | 3,374 | 3,188 | 3,273 | 3,969 | 4,213 | 4,665 | 5,641 | 7,434 | 44,077 |
| 關東廳 | 79 | 63 | 94 | 65 | 90 | 62 | 98 | 98 | 82 | 67 | 798 |
| 神奈川廳 | 3 | — | 3 | 2 | 7 | 6 | 8 | 2 | 3 | 11 | 45 |
| 南洋廳 | — | 1 | 2 | 4 | 25 | 32 | 20 | 27 | 39 | 33 | 183 |
| 總計 | 35,640 | 30,411 | 24,847 | 27,032 | 22,176 | 28,618 | 31,217 | 34,008 | 38,022 | 38,379 | 310,350 |

16 渡航目的別本邦人海外渡航者員數表 (自大正十年至昭和五年十年間)

| 年 目的別 | 年 別 | | | | | | | | | | 計 |
|-------------------|--------|--------|--------|--------|--------|--------|--------|--------|--------|--------|---------|
| | 大正 10 | 11 | 12 | 13 | 14 昭和 | 1 | 2 | 3 | 4 | 5 | |
| 公用 | 1,209 | 1,376 | 1,118 | 925 | 1,095 | 976 | 1,245 | 1,115 | 898 | 1,184 | 11,141 |
| 修學研究 | 300 | 526 | 516 | 690 | 660 | 746 | 858 | 673 | 765 | 675 | 6,409 |
| 農 業 | 1,521 | 966 | 763 | 1,776 | 5,971 | 9,955 | 11,785 | 12,722 | 16,694 | 17,518 | 79,671 |
| 商 業 | 5,121 | 4,358 | 3,498 | 2,713 | 2,847 | 3,392 | 3,559 | 3,786 | 4,287 | 5,726 | 39,287 |
| 漁 業 | 2,338 | 330 | 446 | 201 | 649 | 708 | 438 | 1,026 | 638 | 1,231 | 8,005 |
| 視察遊歴 | 2,560 | 2,499 | 2,366 | 2,057 | 2,234 | 2,962 | 3,056 | 4,088 | 4,561 | 5,553 | 32,036 |
| 再渡航 | — | — | — | 7,916 | 3,713 | 4,107 | 3,949 | 3,824 | 3,066 | — | 26,575 |
| 再渡航者=同伴 又ハ呼寄家族 | — | — | — | 6,403 | 3,077 | 3,556 | 3,402 | 4,820 | 5,098 | — | 26,356 |
| 工 業 | — | — | — | 508 | 227 | 240 | 672 | 995 | 1,045 | 1,768 | 5,455 |
| 自 由 業 | — | — | — | 153 | 270 | 374 | 358 | 434 | 480 | 544 | 2,613 |
| 交 通 業 | — | — | — | 185 | 22 | 73 | 41 | 93 | 96 | 383 | 893 |
| 家内労働 | — | — | — | 264 | 312 | 395 | 379 | 432 | 262 | 578 | 2,642 |
| 移 民 | 12,944 | 12,879 | 8,825 | — | — | — | — | — | — | — | 34,648 |
| 雜 | 9,647 | 7,477 | 7,315 | 3,221 | 1,099 | 1,134 | 1,475 | — | — | 3,218 | 34,585 |
| 總 計 | 35,640 | 30,411 | 24,847 | 27,032 | 22,176 | 28,618 | 31,217 | 34,008 | 37,990 | 38,378 | 310,317 |

備考 1. 大正十三年以降ノ移民ニ就テハ別様式ノ職業別表ヲ調製スルコトナリタルニ付移民非移民ノ區別
ナク全渡航者ヲ其渡航目的別ニ分類掲載ス
2. 雜欄ハ再渡航又ハ呼寄ニ依ルモノニシテ渡航目的判然セザルモノヲ含ム

17 海外在留本邦内地人々口比較 (自明治四十三年至昭和四年二十年間)

| 年 別 | 人 口 | | 年 別 | 人 口 | |
|-------|---------|---------|-------|---------|---------|
| | 在留人口 | 對前年增加人口 | | 在留人口 | 對前年增加人口 |
| 明治 43 | 275,745 | 不詳 | 大正 10 | 568,101 | 26,317 |
| 44 | 281,262 | 5,517 | 11 | 590,024 | 21,923 |
| 大正 1 | 292,659 | 11,397 | 12 | 581,650 | 減 8,374 |
| 2 | 231,262 | 38,603 | 13 | 594,611 | 12,961 |
| 3 | 358,711 | 27,449 | 14 | 618,429 | 23,818 |
| 4 | 362,033 | 3,322 | 昭和 1 | 640,099 | 21,670 |
| 5 | 413,199 | 51,166 | 2 | 676,262 | 36,163 |
| 6 | 450,774 | 37,575 | 3 | 709,838 | 33,576 |
| 7 | 493,755 | 42,981 | 4 | 759,439 | 49,603 |
| 8 | 533,791 | 40,036 | 5 | 506,422 | — |
| 9 | 541,784 | 7,993 | | | |

備考 1. 大正三年以前ノ數ハ朝鮮人及臺灣人ヲ合算シタルモノニシテ大正四年分ニハ青島及南洋群島在留者ヲ含マス。
2. 大正十三年分迄ハ各六月末、同大正十四年以降ハ十月一日現在トス。
3. 昭和五年中ニハ關東州鐵道附屬地及南洋群島(委任統治地域)ニ在ル者ヲ含マス。



18 世界六大洲別在留本邦内地人々口表

(自大正十年至昭和五年)

Table with columns for year, gender, continent (Asia, Europe, North America, South America, Africa, Oceania), and total population. Rows are grouped by year from 1921 to 1930.

備考 1. 大正十三年迄ハ各六月末同十四年以降ハ十月一日現在 2. 昭和五年中ニハ關東州、鐵道附屬地及南洋群島(委任統治地域)ニ在ルモノヲ含マズ

19 在留地別海外在留本邦内地人々口表

(自大正十年至昭和五年)

Table with columns for year, location (UK, US, Canada, etc.), and population. Rows list various countries and territories with data from 1921 to 1930.

備考 1. 大正十三年迄ハ六月末、大正十四年以降ハ十月一日現在トス 2. 昭和五年中ニハ關東州、鐵道附屬地及南洋群島(委任統治地域)ニ在ル者ヲ含マズ

21 渡航地別本邦移民渡航者員數表

中南米ノ部 (自明治三十二年三月至昭和五年三月三十二年間)

| 年 | 渡航地 | 墨西哥 | 巴拿馬 | 玖瑪 | 伯利西爾 | 秘露 | 亞爾然丁 | 智利 | 哥倫比亞 | 基利亞 | 計 |
|----|-----|--------|-----|-----|--------|--------|-------|-----|------|-----|---------|
| 明治 | 32 | 1 | | | | 790 | | | | | 791 |
| | 33 | 1 | | | | | | | | | 1 |
| | 34 | 95 | | | | | | | | | 95 |
| | 35 | 83 | | | | | | | | | 83 |
| | 36 | 281 | | | | 1,303 | | 126 | | | 1,710 |
| | 37 | 1,261 | | | | | | | | | 1,261 |
| | 38 | 346 | | | | | | | | | 346 |
| | 39 | 5,068 | | | | 1,257 | | | | | 6,325 |
| | 40 | 3,822 | | 4 | | 85 | 1 | | | | 3,912 |
| | 41 | | | | 799 | 2,880 | | | | | 3,679 |
| | 42 | 2 | | | 4 | 1,138 | 1 | | | | 1,145 |
| | 43 | 5 | | | 911 | 483 | 2 | | | | 1,401 |
| | 44 | 28 | | | | 456 | 2 | 8 | | | 494 |
| 大正 | 45 | 16 | | | 2,859 | 714 | 16 | 1 | | | 3,606 |
| | 1 | 47 | | | 6,947 | 1,126 | 103 | 27 | | | 8,250 |
| | 2 | 35 | | | 3,526 | 1,132 | 41 | 9 | | | 4,743 |
| | 3 | 19 | 2 | | 39 | 1,348 | 33 | 8 | | | 1,449 |
| | 4 | 22 | 4 | 76 | 35 | 1,429 | 135 | 15 | | 1 | 1,717 |
| | 5 | 53 | 1 | 13 | 3,883 | 1,948 | 127 | 20 | | 5 | 6,050 |
| | 6 | 128 | 12 | 4 | 5,956 | 1,736 | 134 | 18 | | 3 | 7,991 |
| | 7 | 64 | 25 | 3 | 2,732 | 1,507 | 174 | 21 | | 3 | 4,529 |
| | 8 | 53 | 15 | 8 | 970 | 836 | 42 | 16 | | 5 | 1,945 |
| | 9 | 69 | 30 | 71 | 970 | 717 | 53 | 21 | 3 | 2 | 1,936 |
| | 10 | 77 | 21 | | 986 | 202 | 52 | 8 | 2 | 1 | 1,349 |
| | 11 | 68 | 6 | | 797 | 333 | 66 | 6 | | 2 | 1,278 |
| | 12 | 76 | 24 | | 3,689 | 651 | 58 | 4 | | | 4,502 |
| | 13 | 160 | 24 | 127 | 4,908 | 922 | 121 | 12 | | 1 | 6,275 |
| 昭和 | 15 | 336 | 18 | 117 | 8,599 | 1,250 | 182 | 25 | | 1 | 10,528 |
| | 1 | 319 | 16 | 45 | 9,625 | 1,271 | 262 | 18 | | 5 | 11,561 |
| | 2 | 353 | 9 | 37 | 12,002 | 1,410 | 387 | 13 | | 5 | 14,216 |
| | 3 | 249 | 24 | 29 | 15,597 | 1,585 | 430 | 22 | 59 | 21 | 18,016 |
| | 4 | 434 | 39 | 37 | 13,741 | 831 | 489 | 40 | 42 | 26 | 15,679 |
| 合計 | 計 | 13,571 | 270 | 571 | 99,575 | 29,340 | 2,911 | 438 | 106 | 81 | 146,863 |

21 渡航地別本邦移民渡航者員數表

南洋方面ノ部 (自明治三十二年三月至昭和五年三月三十二年間) (續)

| 年 | 渡航地 | 英領香港及澳門 | 佛領印度那 | 暹羅 | 英領馬來及地 | 英領東印度 | 英領印度 | 英領北ボルネオ | 比及グロム島 | 深太利 | 英領大洋島 | 佛領ニューニア | 英領フィリ | 佛領タヒチ | 共南洋諸島 | 計 |
|----|-----|---------|-------|----|--------|-------|------|---------|--------|-------|-------|---------|-------|-------|-------|--------|
| 明治 | 32 | 50 | 16 | | 32 | 36 | 6 | | 12 | 14 | | | | | | 166 |
| | 33 | 36 | 10 | | 48 | 30 | 10 | | 5 | 21 | | 988 | | | | 1,148 |
| | 34 | 48 | 8 | | 28 | 26 | 4 | 3 | 8 | 295 | | 134 | | | | 554 |
| | 35 | 50 | 9 | 4 | 21 | 72 | | | 77 | 155 | | 1 | | | | 393 |
| | 36 | 33 | 16 | 6 | 36 | 22 | 24 | | 2,215 | 28 | | | | | | 2,380 |
| | 37 | 21 | 4 | 3 | 57 | 12 | 1 | | 2,923 | 118 | | | | | | 3,139 |
| | 38 | 11 | 10 | 3 | 35 | 26 | 1 | | 427 | 27 | 40 | 612 | | | | 1,192 |
| | 39 | 19 | 4 | 1 | 39 | 41 | 4 | 6 | 71 | 2 | 23 | | | | | 210 |
| | 40 | 24 | 19 | 4 | 59 | 35 | 8 | 1 | 176 | 5 | 9 | | | | | 340 |
| | 41 | 18 | 13 | | 76 | 53 | | 2 | 143 | 9 | 351 | | | | | 665 |
| | 42 | 33 | 19 | 3 | 58 | 39 | 2 | 5 | 170 | 9 | 16 | | | | | 356 |
| | 43 | 30 | 25 | 1 | 82 | 49 | 2 | | 396 | 8 | 181 | 1,015 | | 137 | 7 | 1,934 |
| | 44 | | 26 | | 16 | 76 | | | 596 | 6 | | 342 | | 223 | | 1,285 |
| 大正 | 1 | 34 | 21 | | 386 | 91 | 25 | 18 | 689 | 6 | 130 | | | | 42 | 1,442 |
| | 2 | 2 | 10 | 2 | 338 | 192 | 23 | | 930 | 17 | 62 | 583 | 2 | 30 | | 2,191 |
| | 3 | 7 | 12 | 1 | 250 | 175 | 11 | | 782 | 19 | 77 | 1,163 | 4 | 99 | 30 | 2,630 |
| | 4 | 26 | 16 | 2 | 235 | 115 | 16 | 8 | 468 | 20 | 22 | 4 | 2 | 2 | | 936 |
| | 5 | 28 | 12 | 7 | 334 | 185 | 26 | 15 | 1,029 | 20 | 6 | 2 | 4 | | 17 | 1,685 |
| | 6 | 36 | 3 | 2 | 560 | 210 | 46 | 36 | 3,170 | 27 | 53 | | 29 | | | 4,175 |
| | 7 | 19 | 27 | 5 | 412 | 146 | 42 | 78 | 3,046 | 41 | 18 | | 4 | | | 3,839 |
| | 8 | 90 | 10 | 5 | 343 | 128 | 45 | 8 | 938 | 140 | 52 | 111 | 7 | 31 | | 1,908 |
| | 9 | 105 | 10 | 3 | 340 | 186 | 33 | 10 | 411 | 105 | | 1 | 3 | | | 1,207 |
| | 10 | 46 | 14 | 4 | 224 | 130 | 24 | 18 | 415 | 99 | 3 | 1 | 2 | | | 980 |
| | 11 | 35 | 6 | | 171 | 90 | 10 | 11 | 189 | 228 | | | 1 | | | 741 |
| | 12 | 15 | 17 | | 57 | 81 | 26 | 13 | 449 | 54 | | | 6 | | | 718 |
| | 13 | 21 | 5 | 1 | 152 | 75 | 17 | 6 | 548 | 112 | | | | | | 937 |
| | 14 | 19 | 4 | 4 | 437 | 169 | 36 | 5 | 1,635 | 250 | | | | | | 2,560 |
| 昭和 | 1 | 37 | 6 | 5 | 402 | 226 | 27 | 83 | 2,197 | 139 | | 9 | 3 | | | 3,134 |
| | 2 | 19 | 4 | 11 | 475 | 248 | 39 | 34 | 2,660 | 129 | | 4 | | | | 3,626 |
| | 3 | 36 | 6 | 4 | 420 | 191 | 16 | 106 | 2,077 | 270 | | 5 | 9 | | | 3,140 |
| | 4 | 49 | 22 | 3 | 513 | 597 | 52 | 39 | 4,535 | 377 | | 17 | 4 | | | 6,009 |
| | 5 | 100 | 18 | 7 | 835 | 558 | 71 | 97 | 2,685 | 75 | | 30 | | 14 | | 4,490 |
| 合計 | 計 | 1,101 | 403 | 91 | 7,471 | 4,220 | 647 | 593 | 36,072 | 2,727 | 1,045 | 5,021 | 85 | 536 | 97 | 60,109 |

21 渡航地別本邦移民渡航者員數表 (續)

北米、其他各地ノ部 (自明治三十二年三十一一年間
至昭和四年三十一一年間)

| 年次 | 渡航地 | 北米合衆國 | 布哇 | 英領加察院 | 露國ソウイ エト聯邦 | 其他 | 計 |
|-----|-----|---------------------------------------|---------|--------|---------------|-------|---------|
| 明治 | 32 | 3,140 | 22,973 | 1,726 | 543 | 2,015 | 30,397 |
| | 33 | 7,585 | 1,529 | 2,710 | 532 | 3,253 | 15,609 |
| | 34 | 32 | 3,136 | — | 782 | 1,891 | 5,841 |
| | 35 | 70 | 14,490 | 35 | 600 | 248 | 15,443 |
| | 36 | 318 | 9,091 | 178 | 369 | 9 | 9,965 |
| | 37 | 640 | 9,443 | 159 | 0 | 13 | 10,263 |
| | 38 | 714 | 10,813 | 196 | 27 | 14 | 11,764 |
| | 39 | 1,715 | 25,752 | 442 | 1,642 | 28 | 29,579 |
| | 40 | 2,712 | 14,397 | 2,753 | 1,890 | 56 | 20,808 |
| | 41 | 1,585 | 3,455 | 601 | 461 | 1 | 6,103 |
| | 42 | 777 | 1,329 | 281 | 389 | 1 | 2,777 |
| | 43 | 926 | 1,717 | 538 | 434 | 4 | 3,619 |
| | 44 | 1,963 | 2,595 | 820 | 678 | 236 | 6,292 |
| 大正 | 1 | 3,378 | 4,732 | 1,025 | 729 | — | 9,864 |
| | 2 | 4,381 | 4,276 | 1,270 | 581 | 17 | 10,525 |
| | 3 | 5,553 | 3,187 | 1,284 | 577 | — | 10,601 |
| | 4 | 5,498 | 3,055 | 778 | 821 | 6 | 10,158 |
| | 5 | 5,761 | 3,643 | 1,035 | 725 | — | 11,184 |
| | 6 | 6,457 | 4,111 | 1,226 | 841 | 2 | 12,637 |
| | 7 | 6,306 | 3,024 | 1,780 | 632 | 3 | 11,745 |
| | 8 | 6,273 | 3,088 | 1,764 | 682 | — | 11,807 |
| | 9 | 5,959 | 2,789 | 1,371 | 370 | — | 10,489 |
| | 10 | 4,321 | 3,215 | 1,163 | 1,328 | — | 10,027 |
| | 11 | 3,558 | 2,960 | 1,022 | 3,249 | — | 10,789 |
| | 12 | 2,617 | 2,112 | 648 | 1,450 | 3 | 6,880 |
| | 13 | 4,064 | 2,163 | 1,103 | 329 | — | 7,659 |
| | 14 | 287 | 485 | 979 | 108 | — | 1,861 |
| 昭和 | 1 | 344 | 636 | 1,009 | 531 | 2 | 2,522 |
| | 2 | 370 | 526 | 1,062 | 896 | — | 2,854 |
| | 3 | 306 | 265 | 1,050 | 870 | 3 | 2,494 |
| | 4 | 235 | 119 | 430 | 884 | 10 | 1,679 |
| | 5 | — | — | 137 | 1,513 | 10 | 1,660 |
| 合 計 | | 87,848 | 165,106 | 30,595 | 24,471 | 7,825 | 315,845 |
| 總 計 | | 中南米ノ部 | | | | | 146,863 |
| | | 南洋方面ノ部 | | | | | 60,109 |
| | | 自明治三十二年三十一一年間 至昭和五年三十一一年間本邦移民渡航者員數 | | | | | 522,817 |

備考 明治三十五年以前ノ其他欄中ニハ清國韓國等ノ渡航者ヲ含ム

22 旅券下付官廳別本邦移民渡航者員數表 (自明治三十二年三十一一年間
至昭和五年三十一一年間)

| 官廳別 | 自明治 32年 至大正 9年 | 大正10 | 同 11 | 同 12 | 同 13 | 同 14 | 昭和 1 | 同 2 | 同 3 | 同 4 | 同 5 | 自大正 10年 至昭和 5年 | 計 |
|---------|-------------------------|-------|-------|-------|------|------|------|-----|-----|-------|-------|-------------------------|--------|
| 警 視 廳 | 1,998 | 126 | 107 | 47 | 256 | 133 | 197 | 175 | 313 | 269 | 385 | 2,008 | 4,006 |
| 北 海 道 | 668 | 1,017 | 2,806 | 1,338 | 485 | 340 | 599 | 988 | 989 | 739 | 1,180 | 10,481 | 11,149 |
| 京 都 府 | 281 | 21 | 21 | 14 | 88 | 69 | 82 | 143 | 95 | 92 | 87 | 711 | 992 |
| 大 阪 府 | 1,501 | 94 | 138 | 93 | 176 | 46 | 200 | 216 | 319 | 520 | 603 | 2,408 | 3,909 |
| 神 奈 川 縣 | 3,337 | 135 | 115 | 77 | 186 | 58 | 42 | 71 | 72 | 118 | 252 | 1,126 | 4,463 |
| 兵 庫 縣 | 4,202 | 36 | 32 | 52 | 116 | 115 | 531 | 353 | 138 | 206 | 272 | 1,851 | 6,053 |
| 長 崎 縣 | 12,894 | 284 | 134 | 110 | 368 | 299 | 385 | 442 | 564 | 599 | 529 | 3,714 | 16,608 |
| 新 潟 縣 | 11,501 | 168 | 161 | 75 | 135 | 77 | 268 | 289 | 282 | 445 | 591 | 2,473 | 13,994 |
| 埼 玉 縣 | 457 | 12 | 7 | 15 | 15 | 12 | 16 | 28 | 21 | 28 | 52 | 209 | 666 |
| 群 馬 縣 | 470 | 30 | 20 | 5 | 17 | 6 | 39 | 150 | 93 | 49 | 91 | 500 | 970 |
| 千 葉 縣 | 1,221 | 53 | 39 | 10 | 49 | 5 | 16 | 31 | 34 | 60 | 62 | 359 | 1,580 |
| 茨 城 縣 | 241 | 23 | 64 | 74 | 124 | 88 | 174 | 111 | 130 | 108 | 133 | 1,029 | 1,270 |
| 栃 木 縣 | 358 | 21 | 11 | 7 | 36 | 36 | 47 | 87 | 107 | 91 | 120 | 563 | 921 |
| 奈 良 縣 | 195 | 24 | 15 | 5 | 6 | 37 | 153 | 226 | 30 | 62 | 75 | 633 | 828 |
| 三 重 縣 | 3,806 | 128 | 90 | 48 | 116 | 107 | 279 | 210 | 237 | 167 | 179 | 1,561 | 5,367 |
| 愛 知 縣 | 4,015 | 121 | 69 | 50 | 63 | 67 | 87 | 92 | 94 | 155 | 166 | 964 | 4,979 |
| 靜 岡 縣 | 4,228 | 183 | 150 | 67 | 313 | 89 | 175 | 388 | 359 | 352 | 377 | 2,452 | 6,680 |
| 山 梨 縣 | 2,529 | 118 | 94 | 26 | 73 | 42 | 51 | 66 | 83 | 80 | 95 | 728 | 3,257 |
| 滋 賀 縣 | 9,480 | 431 | 393 | 188 | 408 | 298 | 359 | 355 | 317 | 207 | 145 | 3,101 | 12,581 |
| 岐 阜 縣 | 1,226 | 33 | 54 | 23 | 102 | 12 | 42 | 166 | 127 | 150 | 158 | 867 | 2,093 |
| 長 野 縣 | 2,439 | 135 | 126 | 40 | 44 | 38 | 60 | 128 | 200 | 341 | 254 | 1,366 | 3,805 |
| 宮 城 縣 | 3,658 | 96 | 65 | 62 | 131 | 83 | 116 | 107 | 120 | 250 | 786 | 1,816 | 5,474 |
| 福 島 縣 | 13,763 | 329 | 287 | 132 | 350 | 218 | 421 | 513 | 482 | 1,010 | 815 | 4,557 | 18,320 |
| 岩 手 縣 | 308 | 41 | 20 | 15 | 34 | 9 | 46 | 26 | 56 | 45 | 173 | 465 | 773 |
| 青 森 縣 | 90 | 60 | 275 | 117 | 7 | 6 | 18 | 37 | 47 | 68 | 56 | 691 | 781 |
| 山 形 縣 | 425 | 19 | 32 | 16 | 27 | 27 | 39 | 23 | 48 | 223 | 166 | 620 | 1,045 |

22 旅券下付官廳別本邦移民渡航者員數表 (續)

| 官廳 | 年別 | 年 | | | | | | | | | | | | 計 |
|-----|----|-----------------|--------|--------|-------|--------|--------|--------|--------|--------|--------|--------|-----------------|---------|
| | | 自明治32年 至大正9年 | 10 | 11 | 12 | 13 | 14 | 昭和1 | 2 | 3 | 4 | 5 | 自大正10年 至昭和5年 | |
| 秋田 | 田 | 63 | 2 | 94 | 68 | 18 | 4 | 37 | 78 | 49 | 135 | 228 | 715 | 773 |
| 福井 | 井 | 4,403 | 177 | 107 | 64 | 107 | 61 | 58 | 139 | 99 | 124 | 154 | 1,090 | 5,493 |
| 石川 | 川 | 527 | 19 | 25 | 15 | 38 | 56 | 35 | 178 | 110 | 263 | 254 | 993 | 1,522 |
| 富山 | 山 | 1,700 | 41 | 29 | 18 | 34 | 22 | 31 | 82 | 283 | 44 | 106 | 690 | 2,390 |
| 島根 | 根 | 2,383 | 121 | 69 | 89 | 179 | 233 | 158 | 183 | 168 | 152 | 141 | 1,463 | 3,846 |
| 岡山 | 山 | 13,279 | 459 | 409 | 348 | 563 | 423 | 874 | 744 | 517 | 496 | 1,134 | 5,967 | 19,246 |
| 廣島 | 島 | 73,312 | 2,339 | 2,073 | 1,592 | 2,281 | 1,069 | 1,425 | 1,484 | 1,776 | 1,961 | 1,771 | 17,771 | 91,083 |
| 山口 | 口 | 33,698 | 1,107 | 925 | 711 | 877 | 530 | 1,020 | 971 | 896 | 949 | 647 | 8,635 | 42,333 |
| 和歌山 | 山 | 18,135 | 1,153 | 946 | 601 | 845 | 827 | 986 | 915 | 1,022 | 963 | 811 | 9,069 | 27,204 |
| 徳島 | 島 | 490 | 13 | 18 | 12 | 31 | 14 | 36 | 57 | 56 | 34 | 78 | 349 | 839 |
| 香川 | 川 | 1,419 | 132 | 77 | 18 | 60 | 43 | 149 | 264 | 394 | 404 | 377 | 1,918 | 3,337 |
| 愛媛 | 媛 | 3,672 | 133 | 143 | 110 | 208 | 216 | 327 | 426 | 542 | 411 | 302 | 2,818 | 6,490 |
| 高知 | 知 | 3,717 | 180 | 88 | 80 | 102 | 139 | 197 | 291 | 435 | 404 | 350 | 2,265 | 5,983 |
| 福岡 | 岡 | 32,889 | 760 | 643 | 541 | 850 | 880 | 934 | 895 | 1,398 | 2,266 | 1,228 | 10,385 | 43,273 |
| 大分 | 分 | 1,686 | 34 | 20 | 9 | 47 | 123 | 254 | 244 | 243 | 236 | 164 | 1,374 | 3,060 |
| 佐賀 | 賀 | 3,736 | 85 | 58 | 62 | 108 | 206 | 263 | 367 | 547 | 690 | 542 | 2,930 | 6,666 |
| 熊本 | 本 | 43,600 | 1,063 | 934 | 679 | 966 | 725 | 1,404 | 1,458 | 2,478 | 4,123 | 2,430 | 16,260 | 59,860 |
| 宮崎 | 崎 | 126 | 19 | 5 | 3 | 23 | 33 | 53 | 157 | 133 | 31 | 60 | 517 | 643 |
| 鹿児島 | 島 | 7,684 | 237 | 127 | 109 | 483 | 300 | 321 | 287 | 292 | 441 | 630 | 3,229 | 10,913 |
| 沖縄 | 嶺 | 29,761 | 1,094 | 722 | 964 | 1,541 | 2,453 | 3,038 | 3,183 | 2,902 | 4,942 | 2,490 | 23,329 | 53,090 |
| 計 | 計 | 362,692 | 12,944 | 12,879 | 8,825 | 13,143 | 10,691 | 16,184 | 18,041 | 19,850 | 25,704 | 21,829 | 160,090 | 522,782 |

23 移民取扱人別本邦移民渡航者員數表 (自明治三十一年至昭和五年)

| 年別 | 種別 | 移民取扱人 = 依ルモノ | | | 移民取扱人 = 依ラザルモノ | 合計 |
|-----------|----|--------------|---------|---------|----------------|---------|
| | | 契約移民 | 非契約移民 | 計 | | |
| 自明治 | 31 | 45,061 | 78,495 | 123,556 | 34,987 | 158,543 |
| 至同 | 40 | 5,737 | 11,662 | 17,399 | 12,573 | 29,972 |
| | | 50,798 | 90,157 | 140,955 | 47,560 | 188,515 |
| 自明治 | 41 | 25,461 | 7,950 | 33,411 | 46,836 | 80,247 |
| 至大 | 6 | 9,258 | 374 | 9,632 | 43,711 | 53,343 |
| | | 34,719 | 8,324 | 43,043 | 90,547 | 133,590 |
| 大正 | 7 | 4,481 | 2,854 | 7,335 | 7,468 | 14,803 |
| | | 2,803 | 99 | 2,902 | 5,859 | 8,771 |
| 大正 | 8 | 2,653 | 802 | 3,455 | 7,578 | 11,033 |
| | | 1,025 | 109 | 1,134 | 6,077 | 7,211 |
| 大正 | 9 | 1,041 | 333 | 1,374 | 6,258 | 7,632 |
| | | 330 | 101 | 431 | 5,418 | 5,909 |
| 大正 | 10 | 969 | 361 | 1,330 | 6,787 | 8,117 |
| | | 385 | 53 | 438 | 4,387 | 4,827 |
| 大正 | 11 | 480 | 356 | 836 | 7,911 | 8,747 |
| | | 385 | 47 | 432 | 3,700 | 4,132 |
| 大正 | 12 | 450 | 418 | 868 | 4,844 | 5,712 |
| | | 297 | 54 | 351 | 2,762 | 3,113 |
| 大正 | 13 | 1,707 | 956 | 2,663 | 5,221 | 7,884 |
| | | 1,526 | 284 | 1,810 | 3,404 | 5,214 |
| 大正 | 14 | 2,195 | 1,984 | 4,179 | 2,898 | 7,077 |
| | | 1,845 | 408 | 2,253 | 1,366 | 3,619 |
| 大正15年—昭和1 | | 4,062 | 2,302 | 6,364 | 4,191 | 10,555 |
| | | 3,385 | 382 | 3,767 | 1,862 | 5,629 |
| 昭和 | 2 | 4,667 | 2,452 | 7,119 | 4,616 | 11,735 |
| | | 3,991 | 346 | 4,337 | 1,969 | 6,306 |
| 昭和 | 3 | 5,339 | 2,307 | 7,646 | 4,855 | 12,502 |
| | | 4,709 | 699 | 5,408 | 1,940 | 7,348 |
| 昭和 | 4 | 7,642 | 3,389 | 11,031 | 5,239 | 16,330 |
| | | 6,126 | 802 | 6,928 | 2,446 | 9,374 |
| 昭和 | 5 | 6,013 | 3,570 | 9,583 | 4,547 | 14,130 |
| | | 5,077 | 713 | 5,790 | 1,909 | 7,699 |
| 自大正 | 7 | 41,699 | 22,084 | 63,783 | 72,474 | 136,257 |
| 至昭 | 5 | 31,944 | 4,097 | 36,041 | 43,111 | 79,152 |
| | | 73,643 | 26,181 | 99,824 | 15,585 | 215,409 |
| 計 | | 112,221 | 108,529 | 220,750 | 154,297 | 375,047 |
| | | 46,839 | 16,133 | 63,072 | 99,395 | 162,467 |
| | | 159,160 | 124,662 | 283,822 | 253,692 | 537,514 |

24 年齢別本邦移民渡航者員數表 (自明治三十二年三十二年間 至昭和五年三十二年間)

| 年 別 | 年 齡 別 | | 二十歳以下 | 二十歳以上 三十歳以下 | 三十歳以上 四十歳以下 | 四十歳以上 | 計 | |
|------------|---------|-------------|--------|----------------|----------------|----------------|---------|---------|
| | 男 | 女 | | | | | | |
| 自明治 至明治 | 32 | 男 女 計 | 38,839 | 73,671 | 32,074 | 8,902 | 153,486 | |
| | 41 | | 7,945 | 16,489 | 5,279 | 973 | 30,686 | |
| | | | 46,784 | 90,160 | 37,353 | 9,875 | 184,172 | |
| 年 別 | 年 齡 別 | | 五歳未満 | 二十歳未満 | 三十歳未満 | 四十歳未満 | 四十歳以上 | 計 |
| | 男 | 女 | | | | | | |
| 自明治 至大正 | 42 | 男 女 計 | 3,860 | 34,774 | 38,715 | 32,991 | 18,613 | 128,953 |
| | 12 | | 3,388 | 26,430 | 36,054 | 13,356 | 4,969 | 84,197 |
| | | | 7,248 | 61,204 | 74,769 | 46,347 | 23,582 | 213,150 |
| 年 別 | 年 齡 別 | | 五歳未満 | 五歳以上 二十歳未満 | 二十歳以上 三十歳未満 | 三十歳以上 五十歳未満 | 五十歳以上 | 計 |
| | 男 | 女 | | | | | | |
| 大 正 | 13 | 男 | 507 | 1,920 | 2,177 | 2,835 | 445 | 7,884 |
| | | 女 | 493 | 1,682 | 1,760 | 1,134 | 145 | 5,214 |
| 大 正 | 14 | 男 | 443 | 2,069 | 2,326 | 1,989 | 251 | 7,077 |
| | | 女 | 411 | 1,087 | 1,189 | 809 | 123 | 3,619 |
| 大 正 和 | 15 | 男 | 748 | 3,096 | 3,397 | 2,936 | 378 | 10,555 |
| | | 女 | 673 | 1,844 | 1,651 | 1,297 | 164 | 5,629 |
| 昭 和 | 2 | 男 | 848 | 3,421 | 3,774 | 3,297 | 395 | 11,735 |
| | | 女 | 800 | 2,184 | 1,692 | 1,433 | 197 | 6,306 |
| 昭 和 | 3 | 男 | 1,050 | 4,038 | 3,805 | 3,246 | 363 | 12,502 |
| | | 女 | 973 | 2,631 | 1,972 | 1,543 | 229 | 7,348 |
| 昭 和 | 4 | 男 | 1,125 | 4,657 | 6,115 | 4,044 | 389 | 16,330 |
| | | 女 | 807 | 2,804 | 3,255 | 2,297 | 201 | 9,374 |
| 昭 和 | 5 | 男 | 1,165 | 4,978 | 4,311 | 3,299 | 377 | 14,130 |
| | | 女 | 1,051 | 2,901 | 1,962 | 1,507 | 278 | 7,699 |
| 自大正 至昭和 | 13 5 | 男 | 5,886 | 24,179 | 25,905 | 21,645 | 2,598 | 80,213 |
| | | 女 | 5,208 | 15,133 | 13,491 | 10,020 | 1,337 | 45,189 |
| | | 計 | 11,094 | 39,312 | 39,396 | 31,665 | 3,935 | 125,402 |

25 職業別本邦移民渡航者員數表 (自大正十三年七年間 至昭和五年七年間)

| 職 業 別 | 年 別 | | 大正 13 | 大正 14 | 昭和 1 | 昭和 2 | 昭和 3 | 昭和 4 | 昭和 5 | 計 |
|-------------------------|-----|--------|--------|--------|--------|--------|--------|--------|---------|---|
| | 男 | 女 | | | | | | | | |
| 農 業 及 同 勞 働 者 | 男 | 5,458 | 5,252 | 8,154 | 8,833 | 9,260 | 11,048 | 8,386 | 56,391 | |
| | 女 | 3,198 | 2,876 | 4,562 | 5,097 | 6,168 | 7,484 | 5,594 | 34,979 | |
| 工 業 及 同 勞 働 者 | 男 | 618 | 241 | 484 | 652 | 466 | 634 | 968 | 4,063 | |
| | 女 | 41 | 54 | 153 | 191 | 31 | 57 | 96 | 623 | |
| 礦 業 及 同 勞 働 者 | 男 | 15 | 75 | 94 | 167 | 196 | 256 | 398 | 1,201 | |
| | 女 | 4 | — | — | — | — | — | — | 4 | |
| 漁 業 及 同 勞 働 者 | 男 | 329 | 770 | 549 | 715 | 677 | 1,004 | 1,189 | 5,233 | |
| | 女 | 54 | 16 | 41 | 23 | 14 | 30 | 62 | 240 | |
| 通 信 並 運 輸 業 及 同 勞 働 者 | 男 | 101 | 28 | 288 | 430 | 309 | 174 | 335 | 1,665 | |
| | 女 | 20 | 4 | 9 | 5 | 1 | 2 | 1 | 42 | |
| 商 業 及 同 勞 働 者 | 男 | 355 | 180 | 290 | 287 | 600 | 1,063 | 992 | 3,767 | |
| | 女 | 78 | 52 | 117 | 104 | 131 | 480 | 518 | 1,480 | |
| 機 械 料 理 人 其 他 家 事 使 用 人 | 男 | 68 | 34 | 78 | 84 | 131 | 162 | 221 | 778 | |
| | 女 | 69 | 79 | 119 | 119 | 122 | 132 | 89 | 729 | |
| 日 籍 業 及 其 他 ノ 有 業 者 | 男 | 292 | 180 | 212 | 190 | 371 | 516 | 300 | 2,061 | |
| | 女 | 51 | 19 | 85 | 103 | 37 | 36 | 26 | 360 | |
| 自 由 業 | 男 | 9 | 17 | 25 | 20 | 60 | 78 | 34 | 243 | |
| | 女 | 5 | 16 | 8 | 9 | 8 | 28 | 23 | 97 | |
| 無 職 業 | 男 | 639 | 300 | 381 | 357 | 432 | 1,395 | 1,307 | 4,811 | |
| | 女 | 1,694 | 503 | 532 | 655 | 836 | 1,125 | 1,290 | 6,635 | |
| 計 | 男 | 7,884 | 7,077 | 10,555 | 11,735 | 12,502 | 16,330 | 14,130 | 80,213 | |
| | 女 | 5,214 | 3,619 | 5,629 | 6,306 | 7,348 | 9,374 | 7,699 | 45,189 | |
| 總 計 | 計 | 13,098 | 10,696 | 16,184 | 18,041 | 19,850 | 25,704 | 21,829 | 125,402 | |

26 初渡航及再渡航別本邦移民渡航者員數 (自大正十三年至昭和五年)

| 年別 | 種別 | 別 | | 大正 13 | 同 14 | 大正 15 | 昭和 2 | 同 3 | 同 4 | 同 5 | 計 | |
|-----|----------------|--------|--------|--------|--------|--------|--------|--------|-----|-----|---------|-------|
| | | 男 | 女 | 昭和 1 | 同 2 | 同 3 | 同 4 | 同 5 | | | | |
| 初渡航 | 男 | 4,120 | 5,678 | 8,868 | 10,210 | 11,030 | 15,267 | 13,302 | | | 68,283 | |
| | 女 | 3,998 | 3,068 | 4,954 | 5,561 | 6,717 | 8,764 | 7,328 | | | 40,390 | |
| 再渡航 | 歸國後一年ヲ経過セザルモノ | 男 | 2,474 | 1,006 | 1,235 | 1,104 | 1,106 | 1,305 | 591 | | | 8,521 |
| | | 女 | 650 | 376 | 470 | 543 | 447 | 459 | 269 | | | 3,214 |
| | 歸國後一年以上ヲ経過セルモノ | 男 | 1,282 | 393 | 452 | 421 | 366 | 258 | 237 | | | 3,409 |
| | | 女 | 566 | 175 | 205 | 202 | 184 | 151 | 102 | | | 1,585 |
| 總計 | 男 | 7,884 | 7,077 | 10,555 | 11,735 | 12,502 | 16,330 | 14,130 | | | 80,213 | |
| | 女 | 5,214 | 3,619 | 5,629 | 6,306 | 7,348 | 9,374 | 7,699 | | | 45,189 | |
| 總計 | | 13,098 | 10,696 | 16,184 | 18,041 | 19,850 | 25,704 | 21,829 | | | 125,402 | |

27 在留地別歸國本邦移民員數表 (自明治四十一年至昭和五年)

| 年別 | 在留地別 | 別 | | 北米 | 布哇 | 英領 | 墨西哥 | 巴奈馬 | 伯刺西爾 | 秘露 | 亞爾然丁 | 智利 | 計 | |
|-------|------|-------|--------|---------|--------|--------|-----|-------|-------|-------|------|-----|---------|--------|
| | | 男 | 女 | 合衆國 | 加奈陀 | | | | | | | | | |
| 自明治 | 41 | | | 113,824 | 68,461 | 21,856 | | | | | | | 204,141 | |
| 至大正 | 13 | | | | | | | | | | | | | |
| 大正 14 | 男 | 4,888 | 2,216 | 1,090 | 19 | 18 | 324 | 370 | 66 | 28 | | | 9,019 | |
| | 女 | 3,318 | 1,581 | 548 | 6 | 5 | 218 | 179 | 36 | 8 | | | 6,899 | |
| 大正 15 | 男 | 5,101 | 2,311 | 1,086 | 17 | 10 | 224 | 248 | 37 | 26 | | | 9,060 | |
| | 女 | 3,030 | 1,648 | 524 | | 4 | 152 | 30 | 25 | 6 | | | 5,496 | |
| 昭和 2 | 男 | 4,865 | 2,527 | 1,098 | 49 | 5 | 298 | 146 | 60 | 17 | | | 9,065 | |
| | 女 | 3,022 | 1,803 | 559 | 23 | | 133 | 95 | 28 | 7 | | | 5,670 | |
| 昭和 3 | 男 | 4,869 | 2,223 | 1,035 | 37 | 6 | 537 | 354 | 59 | 18 | | | 9,138 | |
| | 女 | 3,101 | 1,616 | 524 | 18 | 6 | 366 | 224 | 8 | 3 | | | 5,866 | |
| 昭和 4 | 男 | 4,425 | 2,106 | 972 | 34 | 13 | 418 | 388 | 83 | 15 | | | 8,454 | |
| | 女 | 2,901 | 1,627 | 515 | 16 | 4 | 279 | 227 | 41 | 9 | | | 5,619 | |
| 昭和 5 | 男 | 4,885 | 2,307 | 946 | 36 | 10 | 687 | 386 | 73 | 24 | | | 9,354 | |
| | 女 | 3,127 | 1,692 | 479 | 16 | 9 | 487 | 242 | 13 | 13 | | | 6,078 | |
| 自大正 | 14 | 男 | 29,033 | 13,690 | 6,227 | 192 | 62 | 2,488 | 1,892 | 378 | 128 | | | 54,090 |
| | 至昭和 | 5 | 女 | 18,549 | 9,967 | 3,149 | 79 | 28 | 1,635 | 997 | 151 | 46 | | |
| 總計 | | | | 47,582 | 23,657 | 9,376 | 271 | 90 | 4,123 | 2,889 | 529 | 174 | 88,691 | |
| 總計 | | | | 161,406 | 92,118 | 31,232 | 271 | 90 | 4,123 | 2,889 | 529 | 174 | 292,832 | |

備考 大正十四年以前ニ於ケル墨西哥外五ヶ國ノ調査資料ナシ

28 海外興業株式會社取扱本邦移民員數表 (自大正七年至昭和五年)

| 年別 | 國別 | 伯刺亞爾 | 玖 | 瑪 | 秘露 | コロンビヤ | 墨西哥 | 比律賓 | 澳洲 | 其他 | 計 |
|------|-----------------|------|-------|-------|----|-------|--------|-------|-------|-----|--------|
| | | 大正 7 | 4,332 | | | 30 | | | 2,706 | | |
| " 8 | 2,150 | | | | | | 45 | 675 | | 167 | 3,057 |
| " 9 | 226 | | | 42 | | | | 137 | 7 | | 1,012 |
| " 10 | 923 | | | 516 | | | | 251 | 55 | 94 | 1,839 |
| " 11 | 965 | | | | | | | 114 | 191 | | 1,270 |
| " 12 | 891 | | | 202 | | | 53 | 358 | 23 | | 1,527 |
| " 13 | 3,705 | 166 | | 335 | | | 23 | 461 | 76 | | 4,768 |
| " 14 | 4,538 | 143 | | 306 | | | | 1,353 | 212 | | 6,652 |
| 昭和 1 | 8,192 | 75 | | 496 | | | | 1,528 | 116 | | 10,407 |
| " 2 | 9,152 | 2 | | 393 | | | | 1,920 | 97 | | 11,564 |
| " 3 | 11,231 | 4 | | 312 | | | | 1,284 | 151 | | 12,902 |
| " 4 | 13,722 | 1 | | 222 | 25 | | | 1,778 | 228 | | 15,976 |
| " 5 | 12,257 × 634 | 3 | | 139 | 33 | | | 1,459 | 64 | 13 | 13,968 |
| 合計 | 72,984 | 396 | | 2,993 | 58 | 121 | 14,024 | 1,220 | 310 | | 92,106 |

註 一、其他大洋島、タヒチ島、ニューカレドニア、沿海州トス
二、×印ハ昭和五年中他ヨリ委託輸送數(海外移住組合聯合會438人、南米拓殖株式會社328人、アマゾン興業株式會社68人、計834人)

參考

| 明治三十年 以降大正九年 十一月迄 他ノ移民會 社ニテ取扱 ヒタル人員 | ブラジル | 秘露 | 墨西哥 | 布哇 | グアム | タヒチ | 計 |
|----------------------------------------------------|--------------|--------|-------|-------|-----|-----|---|
| | 21,136 | 17,015 | 2,800 | 1,575 | 11 | 481 | |
| 比律賓 | ニュー カレドニア | 深 洲 | 新嘉坡 | ボルネオ | 大洋島 | | |
| 5,852 | 3,404 | 1,357 | 105 | 6 | 248 | | |

29 府縣別伯刺西爾渡航海外興業株式會社取扱本邦移民員數表 (自大正七年至昭和五年)

| 府縣別 | 自大正7年 至大正11年 | 同 12 | 同 13 | 同 14 | 昭和 1 | 同 2 | 同 3 | 同 4 | 同 5 | 計 | 明治四十 一年初 以來ノ總 計 |
|-----|-----------------|------|------|------|------|-----|-----|-----|-----|-------|--------------------------|
| 北海道 | 354 | 107 | 142 | 234 | 297 | 450 | 561 | 480 | 500 | 3,125 | 3,300 |
| 青森 | 4 | — | 2 | 1 | 6 | 24 | 43 | 55 | 36 | 171 | 175 |
| 秋田 | 35 | 7 | 17 | 9 | — | 63 | 13 | 31 | 72 | 247 | 250 |
| 山形 | 111 | 10 | 17 | 11 | 25 | 5 | 35 | 158 | 124 | 496 | 608 |
| 岩手 | 21 | 7 | 1 | 5 | 41 | 18 | 29 | 34 | 157 | 313 | 391 |
| 宮城 | 5 | 17 | 49 | 24 | 38 | 71 | 72 | 179 | 734 | 1,189 | 1,298 |
| 福島 | 145 | 27 | 62 | 106 | 211 | 239 | 209 | 555 | 597 | 2,151 | 3,529 |
| 栃木 | 23 | 10 | 27 | 27 | 47 | 78 | 91 | 75 | 92 | 470 | 477 |
| 茨城 | 72 | 47 | 111 | 85 | 141 | 98 | 90 | 95 | 120 | 859 | 879 |
| 群馬 | 104 | 3 | 12 | 2 | 25 | 115 | 85 | 35 | 77 | 458 | 467 |
| 埼玉 | 38 | 15 | 6 | 9 | 14 | — | 17 | 14 | 23 | 136 | 136 |
| 千葉 | 21 | — | 26 | 1 | 8 | 34 | 24 | 47 | 36 | 197 | 235 |
| 東京 | 388 | 12 | 184 | 104 | 157 | 95 | 95 | 135 | 147 | 1,317 | 1,361 |
| 神奈川 | 10 | 14 | 19 | 17 | — | 24 | 22 | 15 | 45 | 166 | 176 |
| 靜岡 | 77 | 1 | 64 | 31 | 128 | 302 | 286 | 293 | 278 | 1,460 | 1,594 |
| 愛知 | 368 | 20 | 16 | 59 | 64 | 36 | 61 | 63 | 65 | 752 | 1,009 |
| 三重 | 127 | — | 18 | 67 | 255 | 147 | 205 | 68 | 117 | 1,004 | 1,242 |
| 岐阜 | 103 | 13 | 75 | 5 | 22 | 145 | 82 | 104 | 104 | 653 | 758 |
| 滋賀 | 82 | 1 | 18 | 22 | 53 | 41 | 35 | 49 | 71 | 372 | 458 |
| 新潟 | 386 | 2 | 26 | 14 | 35 | 49 | 38 | 72 | 67 | 712 | 798 |
| 富山 | 59 | 8 | 6 | 9 | 8 | 63 | 36 | 30 | 30 | 249 | 261 |
| 石川 | 145 | 8 | 30 | 52 | 36 | 167 | 90 | 180 | 192 | 900 | 935 |
| 福井 | 56 | 10 | 18 | 17 | 17 | 110 | 51 | 41 | 67 | 387 | 527 |

29 府縣別伯刺西爾渡航海外興業株式會社取扱本邦移民員數表 (續) (自大正七年至昭和五年)

| 府縣別 | 自大正7年 至大正11年 | 同 12 | 同 13 | 同 14 | 昭和 1 | 同 2 | 同 3 | 同 4 | 同 5 | 計 | 明治四十 一年初 以來ノ總 計 |
|-----|-----------------|------|-------|-------|-------|-------|--------|--------|--------|--------|--------------------------|
| 長野 | 928 | 36 | 68 | 19 | 12 | 82 | 81 | 133 | 105 | 1,465 | 1,570 |
| 山梨 | — | — | 11 | 14 | — | 8 | 15 | 29 | 22 | 99 | 114 |
| 京都 | 37 | 10 | 79 | 62 | 74 | 132 | 85 | 82 | 70 | 631 | 643 |
| 奈良 | 54 | 6 | 7 | 30 | 154 | 217 | 22 | 53 | 57 | 600 | 600 |
| 和歌山 | 712 | 23 | 119 | 268 | 401 | 387 | 315 | 169 | 239 | 2,633 | 2,921 |
| 大阪 | 116 | 20 | 133 | 33 | 142 | 190 | 301 | 417 | 462 | 1,814 | 1,815 |
| 兵庫 | 32 | 27 | 88 | 86 | 498 | 330 | 114 | 120 | 130 | 1,423 | 1,482 |
| 岡山 | 67 | 13 | 108 | 288 | 774 | 658 | 502 | 369 | 1,044 | 3,823 | 4,436 |
| 廣島 | 301 | 64 | 594 | 571 | 707 | 759 | 1,158 | 1,350 | 1,159 | 6,663 | 9,171 |
| 山口 | 365 | 8 | 127 | 136 | 512 | 526 | 611 | 602 | 357 | 3,246 | 3,695 |
| 島根 | 44 | 6 | 33 | 40 | 120 | 196 | 125 | 152 | 91 | 807 | 842 |
| 鳥取 | 172 | 20 | 90 | 170 | 140 | 70 | 130 | 135 | 121 | 1,048 | 1,137 |
| 徳島 | 72 | 14 | 17 | 13 | 45 | 48 | 55 | 33 | 52 | 349 | 349 |
| 香川 | 174 | 5 | 19 | 36 | 107 | 218 | 337 | 336 | 312 | 1,544 | 1,723 |
| 高知 | 172 | 6 | 16 | 117 | 172 | 253 | 333 | 351 | 263 | 1,683 | 2,305 |
| 愛媛 | 42 | 21 | 89 | 152 | 224 | 291 | 485 | 262 | 187 | 1,754 | 2,145 |
| 大分 | 42 | — | 24 | 94 | 222 | 206 | 217 | 162 | 78 | 1,045 | 1,141 |
| 福岡 | 720 | 140 | 247 | 591 | 501 | 360 | 969 | 1,519 | 734 | 5,894 | 10,083 |
| 佐賀 | 162 | 28 | 85 | 167 | 223 | 239 | 369 | 436 | 338 | 2,047 | 2,662 |
| 長崎 | 104 | 4 | 295 | 148 | 157 | 205 | 346 | 145 | 143 | 1,547 | 1,700 |
| 熊本 | 359 | 51 | 211 | 304 | 872 | 891 | 1,784 | 3,116 | 1,715 | 9,303 | 13,326 |
| 宮崎 | 8 | — | 29 | 35 | 22 | 140 | 109 | 26 | 43 | 412 | 444 |
| 鹿児島 | 638 | 2 | 167 | 183 | 131 | 107 | 90 | 176 | 342 | 1,834 | 3,023 |
| 沖縄 | 1,143 | 25 | 102 | 170 | 351 | 265 | 408 | 641 | 439 | 3,544 | 7,938 |
| 合計 | 9,196 | 891 | 3,705 | 4,638 | 8,192 | 9,152 | 11,231 | 13,722 | 12,257 | 72,984 | 96,129 |

30 伯刺西爾亞爾然丁行渡航費補助移民員數 (自大正十二年度至昭和五年度)

| 年 度 | 大正12 | 同 13 | 同 14 | 同 15 | 昭和 2 | 同 3 | 同 4 | 同 5 | 計 |
|------------|------|-------|-------|-------|-------|-------|--------|-------|--------|
| 海外興業株式會社 | 110 | 3,167 | 4,867 | 5,854 | 8,328 | 9,180 | 13,611 | 7,358 | 52,475 |
| 信濃海外協會 | - | - | 50 | 200 | 243 | 235 | - | - | 728 |
| 熊本海外協會 | - | - | - | - | 135 | 44 | - | - | 179 |
| 鳥取海外協會 | - | - | - | - | 106 | 13 | - | - | 119 |
| 富山海外協會 | - | - | - | - | 66 | 127 | - | - | 193 |
| 海外移住組合聯合會 | - | - | - | - | - | - | 843 | 554 | 1,397 |
| 南米拓殖株式會社 | - | - | - | - | - | 5 | 372 | 301 | 678 |
| アマゾン興業株式會社 | - | - | - | - | - | - | 48 | 62 | 110 |
| 日亞拓殖株式會社 | - | - | - | - | - | - | 49 | - | 49 |
| 日本力行會海外學校 | - | - | - | - | - | - | - | 17 | 17 |
| 合 計 | 110 | 3,167 | 4,917 | 6,054 | 8,878 | 9,604 | 14,923 | 8,232 | 55,945 |

31 國籍別伯刺西爾入國移民員數表 (自一九二七年四年間至一九三〇年四年間)

| 年 別 | 1927 (昭和2) | 1928 (昭和3) | 1929 (昭和4) | 1930 (昭和5) | 計 |
|---------|------------|------------|------------|------------|---------|
| ポルトガル人 | 31,236 | 33,882 | 38,879 | 18,719 | 122,716 |
| イタリヤ人 | 12,487 | 5,493 | 5,288 | 4,253 | 27,521 |
| ロシア人 | 12,131 | 1,313 | 4,781 | 1,319 | 19,544 |
| 日本 人 | 9,084 | 11,169 | 16,648 | 14,076 | 50,977 |
| スペイン人 | 9,070 | 4,436 | 4,565 | 3,218 | 21,289 |
| ドイツ人 | 4,978 | 4,228 | 4,351 | 4,180 | 17,637 |
| フランス人 | 4,099 | 4,708 | 9,095 | 4,719 | 22,621 |
| シリア人 | 3,000 | 3,127 | 1,771 | 558 | 8,456 |
| カナダ人 | - | - | - | 2,699 | 2,699 |
| ルーマニア人 | - | - | - | 1,573 | 1,573 |
| アルゼンチン人 | - | - | - | 950 | 950 |
| イギリス人 | - | - | - | 635 | 635 |
| ブラジル人 | - | - | - | 617 | 617 |
| オーストリア人 | - | - | - | 551 | 551 |
| ハンガリー人 | - | - | - | 484 | 484 |
| 北米 人 | - | - | - | 416 | 416 |
| 中 國 人 | - | - | - | 105 | 105 |
| 其 他 | 15,583 | 13,705 | 15,046 | 3,548 | 47,882 |
| 合 計 | 101,568 | 82,061 | 100,424 | 62,620 | 346,673 |

32 列國出移民表 (歐羅巴以外へノ海外出移民) (自一九二四年六年間至一九二九年六年間)

| 年 別 | 1924(大正13) | 1925(大正14) | 1926(大正15) | 1927(昭和2) | 1928(昭和3) | 1929(昭和4) |
|-------|------------|------------|------------|-----------|-----------|-----------|
| 日 本 | 13,098 | 10,696 | 16,184 | 18,041 | 19,850 | 25,704 |
| 丁 排 | 6,319 | 4,578 | 5,804 | 7,996 | 7,699 | 6,277 |
| 芬 蘭 | 5,114 | 2,075 | 5,638 | 5,676 | 6,507 | 6,119 |
| 獨 逸 | 58,328 | 62,613 | 64,664 | 60,861 | 56,566 | 48,734 |
| 英 吉 利 | 155,374 | 140,594 | 166,601 | 153,503 | 136,834 | 143,686 |
| 和 蘭 | 3,137 | 3,020 | 3,057 | 3,340 | 2,759 | 2,879 |
| 瑞 西 | 4,140 | 4,334 | 4,947 | 5,272 | 4,800 | 4,608 |
| 瑞 威 | 84,492 | 7,009 | 9,326 | 11,881 | 8,837 | 8,029 |
| 白 耳 義 | 2,459 | 3,496 | 3,779 | 4,130 | 2,566 | 2,321 |
| 伊 太 利 | 137,517 | 104,421 | 119,055 | 142,150 | 70,794 | 61,777 |
| 西 班 牙 | 85,920 | 55,544 | 45,179 | 43,867 | 48,535 | 50,212 |
| 瑞 典 | 8,401 | 9,612 | 11,062 | 10,954 | 11,683 | 9,157 |

33 列國入移民表 (自一九二四年六年間至一九二九年六年間)

| 年 別 | 1924(大正13) | 1925(大正14) | 1926(大正15) | 1927(昭和2) | 1928(昭和3) | 1929(昭和4) |
|-----------|------------|------------|------------|-----------|-----------|-----------|
| 北 米 合 衆 國 | 706,896 | 294,314 | 304,488 | 335,175 | 307,255 | 279,678 |
| 加 奈 陀 | 148,560 | 111,364 | 96,064 | 143,991 | 151,597 | 167,722 |
| 英 瑪 | 85,288 | 79,361 | 86,288 | 79,990 | - | - |
| 伯 刺 西 爾 | 98,125 | 84,883 | 111,351 | 101,324 | 82,061 | 100,429 |
| ウ ル グ ア イ | 173,833 | 161,942 | 170,535 | 202,468 | 3,570 | - |
| 濠 洲 | 105,571 | 98,279 | 105,918 | 115,314 | 48,233 | - |
| 亞 爾 然 丁 | 160,127 | 209,873 | 337,710 | 274,404 | 129,047 | - |

34 列國面積及人口

| 國名 | 面積(方軒) | 調査年次 年月日 | 人口 | | | 人口密度 一方軒=付 |
|-----------|----------------|------------------|-----------------|----------------|----------------|---------------|
| | | | 總數 | 男 | 女 | |
| 世界總數 | 13,180,000,000 | 1920頃 | × 1,808,200,000 | — | — | 14 |
| 亞細亞洲 | 43,700,000 | ▼ | × 1,007,700,000 | — | — | 24 |
| 歐羅巴洲 | 9,600,000 | ▼ | × 451,300,000 | — | — | 40 |
| 北亞米利加洲 | 21,700,000 | ▼ | × 144,000,000 | — | — | 7 |
| 南亞米利加洲 | 18,700,000 | ▼ | × 64,800,000 | — | — | 4 |
| 阿非利加洲(8) | 28,600,000 | ▼ | × 131,900,000 | — | — | 5 |
| 大洋洲 | 9,000,000 | ▼ | 8,400,000 | — | — | 1 |
| 亞細亞洲 | | | | | | |
| 帝國(1) | 674,676 | 1925. 10. 1 | × 83,456,929 | 42,209,100 | 41,247,829 | 124 |
| 內地 | 381,872 | ▼ | 59,736,822 | 30,013,109 | 29,723,713 | 156 |
| 殖民地 | 292,804 | ▼ | 23,720,107 | 12,195,991 | 11,524,116 | 81 |
| 中華民國 | 11,108,467 | 1923 | × 436,094,953 | — | — | 39 |
| 土耳其 | 762,741 | 1927. 10. 28 | 13,660,275 | 6,584,474 | 7,075,801 | 18 |
| 暹羅 | 518,162 | 自1925至1926 | × 9,831,000 | — | — | 19 |
| 波斯 | 1,627,000 | 1923 | × 9,000,000 | — | — | 6 |
| アフガニスタン | 650,000 | 1924 | × 12,000,000 | — | — | 14 |
| ネパール | 140,000 | 1920 | × 5,600,000 | — | — | 40 |
| アツシール(屬領) | 200,000 | 不詳 | × 1,000,000 | — | — | 5 |
| エーメン | 195,000 | ▼ | × 900,000 | — | — | 5 |
| ヘジラス及ネヂド | 440,000 | ▼ | × 1,000,000 | — | — | 2 |
| オーマン | 212,000 | ▼ | × 500,000 | — | — | 2 |
| ブータン | 51,800 | 1920 | × 250,000 | — | — | 5 |
| 歐羅巴洲 | | | | | | |
| 露西亞 | 21,352,572 | 1926. 12. 17 (3) | 147,013,600 (3) | 71,024,300 (3) | 75,989,300 (3) | 7 |
| 獨逸 | 468,705 | 1925. 6. 16 | 62,592,575 | 30,196,421 | 32,396,154 | 134 |
| 英吉利(1) | 31,800,000 | 1921. | 438,300,000 | — | — | 14 |
| 本國 | 313,972 | 1921. 6. 20 | 47,123,000 (2) | 20,491,951 (2) | 22,427,759 (2) | 150 |
| 屬領 | 31,500,000 | 1921. | 391,200,000 | — | — | 12 |
| 印度 | 4,675,792 | 1921. 6. 20 | 318,942,480 | 163,995,554 | 154,946,926 | 68 |
| 愛蘭自由國 | 68,896 | 1926. 4. 18 | 2,971,992 (3) | 1,506,889 (3) | 1,465,103 (3) | 43 |
| 加奈陀 | 9,187,290 | 1921. 6. 1 | 8,788,483 | 4,529,945 | 4,258,538 | 1 |
| 南阿非利加 | 122,260 | 1921. 5. 3 | 6,928,580 | 3,536,992 | 3,391,588 | 6 |
| 澳洲 | 7,704,135 | 1921. 4. 4 | 5,435,734 | 2,762,870 | 2,672,864 | 1 |

34 列國面積及人口 (續)

| 國名 | 面積(方軒) | 調査年次 年月日 | 人口 | | | 人口密度 一方軒=付 |
|-----------|------------|-----------------|----------------|----------------|----------------|---------------|
| | | | 總數 | 男 | 女 | |
| 新西蘭(本土) | 267,507 | 1921. 4. 17 (4) | 1,218,913 (4) | 623,243 | 595,670 | 5 |
| 其他 | 8,460,000 | 1921 | 49,900,000 | — | — | 6 |
| 佛蘭西(1) | 10,900,000 | 自1920至1921 | × 89,600,000 | — | — | 8 |
| 本國 | 550,986 | 1926. 3. 7 | 40,743,897 | — | — | 74 |
| 屬領 | 10,400,000 | 自1920至1921 | × 51,000,000 | — | — | 5 |
| 佛領印度支那 | 737,100 | 1921. 7. 1 | 18,806,000 | 9,379,000 | 9,427,000 | 26 |
| 其他 | 11,915,761 | 自1920至1921 | × 34,233,507 | — | — | 3 |
| 伊太利 | 2,300,000 | 1921 | × 40,000,000 | — | — | 18 |
| 本國 | 310,137 | 1921. 12. 1 | 38,710,576 | 19,089,535 | 19,621,041 | 125 |
| 屬領 | 2,000,000 | 不詳 | × 2,000,000 | — | — | 1 |
| 波蘭 | 388,390 | 1921. 9. 30 | 25,694,700 (5) | 12,417,233 (5) | 13,277,467 (5) | 70 |
| 西班牙 | 845,000 | 1920 | × 22,273,000 | — | — | 26 |
| 本國 | 503,075 | 1920. 12. 31 | 21,338,381 | 10,341,291 | 10,997,090 | 42 |
| 屬領 | 334,000 | 1920 | × 934,000 | — | — | 3 |
| 羅馬尼亞 | 294,967 | 1926. 12. 1 | × 17,459,000 | — | — | 59 |
| チェコスロヴァキア | 140,394 | 1921. 2. 15 | 13,613,172 | 6,559,500 | 7,053,669 | 97 |
| ユーゴスラヴィア | 248,987 | 1921. 1. 31 | 12,017,323 | 5,893,547 | 6,123,776 | 48 |
| 洪牙利 | 92,916 | 1920. 12. 31 | 7,980,143 | 3,870,904 | 4,109,239 | 86 |
| 白耳義(1) | 2,415,564 | 1920 | × 14,618,561 | — | — | 6 |
| 本國 | 30,444 | 1920. 12. 31 | 7,465,782 | 3,673,433 | 3,792,349 | 245 |
| 屬領 | 2,385,120 | 1921 | × 7,152,779 | — | — | 3 |
| 和蘭 | 2,074,449 | 1920 | × 56,398,672 | — | — | 27 |
| 本國 | 32,603 | 1920. 12. 31 | 6,865,314 | 3,410,262 | 3,455,052 | 211 |
| 屬領 | 2,041,846 | 1920 | × 49,533,358 | — | — | 24 |
| 南領東印度 | 1,900,151 | 1920. 12. 31 | 49,350,834 | 24,555,709 | 24,795,125 | 26 |
| 其他 | 141,695 | 1920 | × 182,524 | — | — | 1 |
| 奧地利 | 83,833 | 1923. 3. 7 | 6,534,481 | 3,147,404 | 3,387,077 | 78 |
| 葡萄牙 | 2,172,290 | 自1915至1922 | × 14,870,000 | — | — | 7 |
| 本國 | 92,713 | 1920. 12. 1 | 6,032,991 | 2,855,818 | 3,177,173 | 65 |
| 屬領 | 2,079,577 | 自1915至1922 | × 8,837,000 | — | — | 4 |
| 瑞典 | 410,581 | 1920. 12. 31 | 5,904,489 | 2,898,256 | 3,006,233 | 14 |
| 希臘 | 147,634 | 1921. 1. 1 | 5,536,375 | 2,750,904 | 2,785,471 | 38 |
| 捷利牙利 | 103,146 | 1926. 12. 31 | 5,483,000 | — | — | 53 |
| 瑞西 | 41,298 | 1920. 12. 31 | 3,880,320 | 1,871,123 | 2,009,197 | 94 |

34 列國面積及人口 (續)

| 國名 | 面積(方軒) | 調査年次 年 月 日 | 人 口 | | | 人口密度 一方軒=付 |
|-------------|-----------|----------------|-------------|------------|------------|---------------|
| | | | 總 數 | 男 | 女 | |
| 丁 非 | 132,426 | 1921 | 3,303,538 | 1,609,235 | 1,694,303 | 25 |
| 木 國 | 44,326 | 1925. 11. 5 | 3,434,555 | - | - | 77 |
| 屬 (グリーンランド) | 88,100 | 1921 | 35,707 | - | - | 0.4 |
| 芬 蘭 | 343,427 | 1920 | 3,364,807 | 1,660,230 | 1,704,577 | 10 |
| 諾 威 | 309,901 | 1920 | 2,649,775 | 1,290,469 | 1,359,306 | 9 |
| リ ス ア ニ ア | 55,658 | 1923. 1. 1 X | 2,286,000 | - | - | 41 |
| ラ ト ヴ ィ ア | 64,894 | 1920. 6. 14 | 1,596,131 | 721,927 | 874,204 | 25 |
| エ ス ト ニ ア | 45,230 | 1922. 12. 28 | 1,107,059 | 520,239 | 586,820 | 24 |
| ア ル バ ニ ア | 44,999 | 1925. 12. 31 X | 831,877 | - | - | 19 |
| サール地方(7) | 1,910 | 1919. 10. 8 | 674,647 | 324,516 | 350,131 | 353 |
| ダンナツヒ自由市 | 1,894 | 1924. 11. 1 | 383,995 | - | - | 203 |
| ルクスブルグ | 2,586 | 1926. 12. 31 X | 271,231 | - | - | 105 |
| アイスランド | 102,846 | 1920 | 94,690 | 46,172 | 48,518 | 1 |
| モ ナ コ | 21 | 1923. 12. 1 X | 22,153 | - | - | 1,055 |
| サンマリノ | 61 | 1925 X | 12,952 | - | - | 212 |
| リヒテンシュタイン | 159 | 1921. 12. 31 X | 11,500 | - | - | 72 |
| アンドラ | 453 | 1924 X | 5,231 | - | - | 12 |
| 北亞米利加洲 | | | | | | |
| 北米合衆國 | 9,556,813 | 自1917至1920 | 117,705,927 | - | - | 12 |
| 本 國 | 7,702,045 | 1920. 1. 1 | 105,710,620 | 53,900,431 | 51,810,189 | 14 |
| 屬 領 | 1,854,768 | 自1917至1920 | 11,995,307 | 6,048,272 | 5,947,015 | 6 |
| 比 律 賓 群 島 | 296,274 | 1918. 12. 31 | 10,314,310 | 5,177,568 | 5,136,742 | 35 |
| 布 哇 | 16,591 | 1920. 1. 1 | 255,912 | 151,146 | 104,766 | 15 |
| 其 他 | 1,541,771 | 自1917至1920 | 1,425,085 | 719,578 | 705,507 | 1 |
| 墨 西 哥 | 1,969,153 | 1921. 1. 30 | 14,334,780 | 7,003,785 | 7,330,995 | 8 |
| 次 瑪 | 114,384 | 1919. 9. 15 | 2,889,004 | 1,530,509 | 1,358,495 | 25 |
| グ ア テ マ ラ | 113,081 | 1921. 8. 28 | 2,004,900 | - | - | 18 |
| ハ イ テ イ ー | 26,435 | 自1918至1919 X | 1,631,260 | - | - | 62 |
| サルグアドル | 34,126 | 1922. 12. 31 X | 1,550,634 | - | - | 45 |
| ド ミ ニ カ | 50,070 | 1921 | 897,405 | - | - | 18 |
| ニカラグア | 127,461 | 1921. 1. 1 | 638,119 | 311,613 | 326,506 | 5 |
| ホンチユラス | 114,671 | 1921. 1. 1 | 637,374 | 314,528 | 322,846 | 6 |
| コスタリカ | 59,585 | 1921. 12. 31 | 476,591 | - | - | 8 |
| パ ナ マ | 83,886 | 1920 | 446,098 | - | - | 5 |

34 列國面積及人口 (續)

| 國名 | 面積(方軒) | 調査年次 年 月 日 | 人 口 | | | 人口密度 一方軒=付 |
|-------------|-----------|----------------|------------|------------|------------|---------------|
| | | | 總 數 | 男 | 女 | |
| 南亞米利加洲 | | | | | | |
| 伯 刺 西 爾 | 8,524,778 | 1920. 9. 1 | 30,635,605 | 15,443,818 | 15,191,787 | 4 |
| 亞 爾 然 丁 | 2,978,590 | 1926. 1. 1 X | 10,087,000 | - | - | 3 |
| 哥 倫 比 亞 | 1,283,404 | 1918. 10. 14 | 5,696,649 | 2,749,398 | 2,947,251 | 4 |
| 秘 露 | 1,382,832 | 1921 X | 5,550,000 | - | - | 4 |
| 智 利 | 752,024 | 1920. 1. 1 | 3,753,799 | 1,865,827 | 1,887,972 | 5 |
| ボ リ ヴ ィ ア | 1,332,003 | 1915 X | 2,889,970 | - | - | 2 |
| グ ニ ネ ズ エ ラ | 1,020,400 | 1926. 6. 1 | 3,026,878 | - | - | 3 |
| エ ク ア ド ル | 307,243 | 1922 X | 2,000,000 | - | - | 7 |
| ウルグアイ | 186,925 | 1926. 12. 31 X | 1,720,000 | - | - | 9 |
| パラグアイ | 418,722 | 1925 X | 853,000 | - | - | 2 |
| 阿 弗 利 加 洲 | | | | | | |
| 埃 及 (9) | 989,400 | 1927. 2. 19 | 14,168,756 | - | - | 14 |
| ア ビ シ ニ ア | 800,000 | 1920 X | 11,500,000 | - | - | 14 |
| リ ベ リ ア | 95,400 | 1923 X | 2,000,000 | - | - | 21 |
| タンザール | 375 | 1926 X | 80,000 | - | - | 213 |

備考 X 推計

- (1) 租借地又ハ委任統治區域ヲ除ク
- (2) 北部愛蘭ノ人口ヲ除ク
- (3) 遠報人口
- (4) マオリ族ヲ除ク
- (5) 上シレジア及ウイルノー州ノ一部ヲ除ク
- (6) 水原地ヲ除ク
- (7) 國際聯盟委員會統治區域
- (8) サハラ砂漠ヲ除ク
- (9) リビア砂漠ナイル紅海間ノ地域及シナイ半島ヲ含ム

35 列國の人口増加率

| 國名 | 最近二回ノ人口調査年次 | 同期間ニ於ケル毎年平均増加率(百分率) | 同期間ニ於ケル毎年平均出生死亡差増率(百分率) | 實増加率ト自然増加率トノ差(來往住ニ依ル増加率(百分率)) |
|--------------|----------------------|---------------------|-------------------------|-------------------------------|
| 内地 | 1920-25 | 13.1 | 13.8 | (1) 0.7 |
| 朝鮮 | 1911-21 | — | 14.5 | — |
| 臺灣 | 1911-21 | 17.9 | 17.2 | 0.7 |
| 樺太 | 1911-21 | 139.6 | 10.7 | 128.9 |
| 關東州 | 1911-21 | 89.4 | 10.8 | 78.6 |
| 南洋群島 | 1911-21 | 15.1 | — | — |
| 馬尼拉 | 1910-19 | 33.7 | — | — |
| グアム | 1908-20 | 29.5 | 15.0 | 14.5 |
| 西貢 | 1900-20 | 28.9 | — | — |
| 暹羅 | 1912-18 | 24.0 | — | — |
| 蘭州 | { 1916-21 1921-26 | { 20.8 19.8 | { 13.6 12.9 | { 7.2 6.9 |
| 陀抹 | 1911-21 | 20.1 | 15.3 | 4.8 |
| 邦那 | { 1911-21 1921-25 | { 20.0 17.1 | { 14.7 11.5 | { 5.3 5.6 |
| 南阿 | 1911-21 | 10.0 | 11.0 | (1) 1.0 |
| 和米 | 1909-20 | 14.9 | 4.9 | 10.0 |
| 智利 | 1910-20 | 14.5 | 13.4 | 1.1 |
| 利牙 | 1907-20 | 14.5 | — | — |
| 亞威 | 1910-20 | 12.0 | 8.9 | 3.1 |
| 西牙 | 1910-20 | 11.2 | 8.9 | 2.3 |
| 威利 | 1897-1926 | 10.8 | — | — |
| 太利 | 1910-21 | 10.7 | 12.5 | (1) 1.8 |
| 西班牙 | 1911-21 | 10.6 | 6.9 | 3.7 |
| 牙蘭 | 1910-20 | 8.6 | 6.4 | 2.2 |
| 瑞典 | 1907-20 | 7.6 | — | — |
| 奧地利 | 1910-20 | 6.7 | 7.8 | (1) 1.1 |
| 芬蘭 | 1920-23 | 6.3 | 4.9 | 1.4 |
| 英吉利(北部愛蘭ヲ除ク) | 1910-20 | 6.1 | 8.1 | (1) 2.0 |
| 瑞西 | 1911-21 | 4.7 | 8.4 | (1) 3.7 |
| 瀾逸 | 1910-20 | 3.5 | 6.3 | (1) 2.8 |
| 瀾牙 | { 1910-19 1919-25 | { 2.6 10.0 | { 3.0 9.2 | { (1) 0.4 0.8 |
| 葡牙 | 1911-20 | 1.4 | 8.9 | (1) 7.5 |
| 英領印 | 1911-21 | 1.2 | 2.7 | 1.5 |
| 白耳 | 1910-20 | 0.3 | 2.6 | (1) 2.9 |
| 佛蘭 | { 1911-21 1921-26 | { 5.5 7.7 | { 2.6 2.1 | { (1) 2.9 5.6 |
| 墨西哥 | 1910-21 | 5.5 | — | — |
| グニネズニラ | 1891-20 | 1.3 | — | — |
| チエツコスロヴアキア | 1910-21 | 1.2 | — | — |

備考 Δハ減少率 (1) ハ來往住ニ依ル減少率ヲ示ス

36 氣象總覽

(昭和五年)

| 區 | 緯度 | 経度 | 平均氣壓 | 氣 温 | | | | 湿度 | 日照時數(時分) | 降 水 量 | | | 風 速 度 | | 天 候 日 數 | |
|-----|-------|-------|-------|-------|-------|--------|-----|----|----------|---------|-------|------|-------|----|---------|----|
| | | | | 平均 | 平年トノ差 | 最高極 | 最低極 | | | 總量 | 平年トノ差 | 最大日量 | 平均 | 最大 | 快晴 | 降水 |
| | | | | 度 | 度 | 度 | 度 | | | mm | mm | mm | mm | mm | 日 | 日 |
| 龍岩洞 | 6.4 | 763.3 | 8.9 | + 0.8 | 33.4 | - 22.2 | 74 | 62 | 806.5 | - 102.4 | 63.5 | 3.0 | 12.9 | 84 | 91 | |
| 中江鎮 | 312.0 | 762.2 | 4.4 | + 0.9 | 35.8 | - 41.0 | 73 | 53 | 523.8 | - 287.9 | 41.4 | 1.4 | 15.3 | 59 | 131 | |
| 雄基 | 63.8 | 762.5 | 6.5 | + 0.3 | 34.1 | - 21.2 | 66 | 53 | 885.1 | + 146.6 | 66.9 | 4.0 | 25.1 | 79 | 117 | |
| 城津 | 31.9 | 762.4 | 8.7 | + 0.8 | 31.0 | - 18.0 | 72 | 56 | 739.7 | + 27.1 | 121.7 | 2.7 | 21.2 | 89 | 92 | |
| 元山 | 36.5 | 762.4 | 10.7 | + 0.5 | 35.1 | - 15.5 | 67 | 57 | 1,473.1 | + 112.3 | 112.0 | 2.3 | 26.0 | 81 | 110 | |
| 江陵 | 16.7 | 762.4 | 12.6 | + 0.6 | 35.5 | - 11.3 | 66 | 52 | 1,463.1 | + 208.6 | 96.9 | 2.6 | 15.4 | 83 | 107 | |
| 平壤 | 56.6 | 763.3 | 9.9 | + 0.7 | 35.0 | - 20.5 | 72 | 58 | 943.2 | + 30.3 | 106.1 | 2.1 | 13.1 | 59 | 104 | |
| 京城 | 29.5 | 763.2 | 11.9 | + 1.0 | 37.4 | - 17.4 | 70 | 49 | 1,626.6 | + 377.7 | 195.0 | 1.8 | 9.9 | 66 | 111 | |
| 仁川 | 70.4 | 763.0 | 11.4 | + 0.8 | 36.9 | - 15.4 | 73 | 56 | 1,422.7 | + 411.5 | 195.7 | 3.8 | 16.9 | 68 | 110 | |
| 全州 | 52.5 | 762.9 | 12.6 | + 0.5 | 35.4 | - 12.1 | 77 | 49 | 1,768.8 | + 561.5 | 127.4 | 1.4 | 19.9 | 51 | 147 | |
| 濟洲 | 23.5 | 762.6 | 15.2 | + 0.7 | 35.5 | - 2.1 | 74 | 48 | 1,233.5 | - 142.7 | 91.0 | 4.9 | 27.8 | 37 | 156 | |
| 木浦 | 32.5 | 763.0 | 13.8 | + 0.7 | 34.0 | - 8.8 | 75 | 53 | 1,362.5 | + 317.7 | 80.2 | 3.9 | 18.7 | 38 | 136 | |
| 大邱 | 53.4 | 762.9 | 13.0 | + 0.5 | 36.7 | - 11.5 | 68 | 54 | 1,243.4 | + 270.5 | 58.4 | 1.7 | 11.9 | 60 | 110 | |
| 釜山 | 12.5 | 762.3 | 14.3 | + 0.8 | 33.3 | - 8.4 | 66 | 56 | 1,691.4 | + 275.9 | 138.4 | 3.0 | 15.2 | 72 | 107 | |
| 臺北 | 9.3 | 760.8 | 22.1 | + 0.5 | 36.1 | 5.9 | 81 | 42 | 2,252.7 | + 138.8 | 358.9 | 2.8 | 16.3 | 27 | 124 | |
| 臺中 | 78.4 | 760.4 | 22.5 | + 0.4 | 34.8 | 4.0 | 80 | 59 | 2,107.7 | + 357.0 | 246.1 | 1.7 | 8.4 | 46 | 82 | |
| 花蓮港 | 19.2 | 760.6 | 22.9 | + 0.6 | 33.4 | 9.3 | 79 | 42 | 1,582.6 | - 418.6 | 171.4 | 2.5 | 21.0 | 7 | 126 | |
| 澎湖 | 11.0 | 760.0 | 22.9 | + 0.3 | 32.9 | 8.0 | 83 | 53 | 1,086.3 | + 99.7 | 162.2 | 6.1 | 16.6 | 67 | 61 | |
| 臺南 | 14.3 | 759.6 | 23.6 | + 0.6 | 35.2 | 5.1 | 81 | 60 | 2,040.0 | + 340.8 | 176.8 | 3.1 | 12.4 | 60 | 78 | |
| 臺東 | 9.9 | 760.2 | 24.0 | + 0.6 | 36.1 | 10.9 | 75 | 43 | 1,028.4 | - 781.5 | 176.9 | 2.9 | 13.1 | 25 | 95 | |
| 垣春 | 23.6 | 759.5 | 24.9 | + 0.6 | 35.5 | 11.3 | 76 | 58 | 1,321.4 | - 856.5 | 130.2 | 3.4 | 16.6 | 47 | 94 | |
| 安別 | 81.1 | 760.1 | 1.3 | - 0.1 | 27.7 | - 27.0 | 81 | 38 | 576.7 | - 186.8 | 40.5 | 3.1 | 18.7 | 32 | 176 | |
| 太魯 | 3.5 | 760.1 | - 0.3 | - 0.5 | 36.2 | - 34.7 | 81 | 43 | 970.7 | - 158.4 | 68.8 | 2.9 | 16.3 | 63 | 137 | |

36 氣象總覽 (續) (昭和五年)

Table with columns for region (e.g., 樺太, 關東, 東海, 四國, 近畿, 山陽, 山形, 東北), precipitation, temperature (average, highest, lowest), wind speed, and weather days.

37 農業戶口

Table with columns for region (e.g., 朝鮮, 臺灣, 關東州及鐵道附屬地, 南洋羣島, 內地), year (e.g., 大正, 昭和), and agricultural population statistics (total, self-cultivated, etc.).

39 農 産

| | | | 作 付 | | | | | | |
|-------------------|-----|--------------|--------------|--------------|--------------|--------------|----------------------------|----------------------|------------|
| | | | 總 數 | | 水 稻 | | | | |
| | | | ヘクタール | 町 | ヘクタール | 町 | 米 | 種 | |
| 朝 鮮 | 大 正 | 14年 | 1,572,114.98 | 1,585,216 | 1,544,131.18 | 1,556,999 | 1,476,509.70 | 1,488,814 | 67,621.49 |
| | 昭 和 | 1 | 1,574,873.93 | 1,537,998 | 1,545,895.48 | 1,558,778 | 1,480,016.47 | 1,492,350 | 65,879.01 |
| | " | 2 | 1,583,083.53 | 1,602,332 | 1,555,599.61 | 1,568,563 | 1,493,156.97 | 1,505,600 | 62,442.64 |
| | " | 3 | 1,505,211.51 | 1,517,755 | 1,469,170.85 | 1,481,414 | 1,411,110.69 | 1,422,870 | 58,061.15 |
| | " | 4 | 1,618,576.80 | 1,632,055 | 1,580,620.11 | 1,593,792 | 1,523,657.79 | 1,536,355 | 56,963.30 |
| " | 5 | 1,648,284.24 | 1,662,020 | 1,610,095.49 | 1,623,513 | 1,553,033.99 | 1,565,976 | 57,061.49 | |
| 臺 灣 | 大 正 | 14 | 550,394.12 | 567,465 | 509,397.66 | 525,197 | 358,211.80 運來米68,696.33 | 369,322 運來米70,827 | 82,489.53 |
| | 昭 和 | 1 | 566,744.02 | 584,322 | 526,708.74 | 543,045 | 325,139.56 119,499.63 | 335,224 123,206 | 82,069.55 |
| | " | 2 | 585,008.53 | 603,153 | 545,424.26 | 562,341 | 359,723.90 99,478.60 | 370,881 102,564 | 86,221.77 |
| | " | 3 | 584,916.39 | 603,058 | 549,813.14 | 566,866 | 323,052.29 130,182.30 | 333,072 134,220 | 96,578.55 |
| | " | 4 | 561,847.87 | 579,274 | 530,664.06 | 547,123 | 343,388.55 99,136.22 | 354,039 102,211 | 88,139.29 |
| " | 5 | 614,242.81 | 633,294 | 574,377.27 | 592,192 | - | - | - | |
| 關 東 州 及 鐵 道 附 屬 地 | 大 正 | 14 | 3,704.13 | 3,735 | 1,268.43 | 1,279 | - | - | - |
| | 昭 和 | 1 | 3,454.21 | 3,483 | 1,110.74 | 1,120 | - | - | - |
| | " | 2 | 1,824.79 | 1,840 | 1,517.36 | 1,530 | - | - | - |
| | " | 3 | 2,040.00 | 2,057 | 1,689.92 | 1,704 | - | - | - |
| | " | 4 | 1,927.93 | 1,944 | 1,584.79 | 1,538 | - | - | - |
| " | 5 | - | - | - | - | - | - | - | |
| 内 地 | 大 正 | 14 | 3,127,772.93 | 3,153,837.7 | 2,992,552.37 | 3,017,490.3 | 2,731,601.46 | 2,754,364.8 | 260,950.91 |
| | 昭 和 | 1 | 3,132,169.78 | 3,158,271.2 | 2,996,022.05 | 3,020,988.9 | 2,738,697.22 | 2,761,519.7 | 257,324.83 |
| | " | 2 | 3,147,454.71 | 3,173,683.5 | 3,013,215.97 | 3,038,326.1 | 2,757,010.51 | 2,779,985.6 | 256,205.46 |
| | " | 3 | 3,165,359.12 | 3,191,736.1 | 3,029,847.18 | 3,055,095.9 | 2,767,573.49 | 2,790,636.6 | 262,273.69 |
| | " | 4 | 3,184,070.18 | 3,210,604.1 | 3,049,542.74 | 3,074,955.6 | 2,782,901.06 | 2,806,091.9 | 266,641.68 |
| " | 5 | 3,212,466.00 | 3,239,236.6 | 3,079,044.00 | 3,104,702.8 | 2,814,737.00 | 2,838,193.2 | 264,307.00 | |

物 米

| 米 | 別 | | | | | | 收 | |
|-----------|------------|-----------|-----------|----------|-----------|----------|-------------|------------|
| | 陸 | | 稻 | | | | 總 | |
| | 米 | 總 數 | 梗 | 米 | 種 | 米 | 種 | |
| (8,185) | 27,983.80 | 28,217 | - | - | - | - | 26,649,299 | 14,773,102 |
| 66,428 | 28,978.51 | 29,220 | - | - | - | - | 27,601,049 | 15,300,707 |
| 62,963 | 33,489.92 | 33,769 | - | - | - | - | 31,205,580 | 17,298,837 |
| 58,545 | 36,040.66 | 36,341 | - | - | - | - | 24,373,833 | 13,511,725 |
| 57,438 | 37,956.69 | 38,273 | - | - | - | - | 24,716,673 | 13,701,745 |
| 57,537 | 38,188.76 | 38,507 | - | - | - | - | 34,600,154 | 19,180,677 |
| 85,048 | 40,996.46 | 42,268 | 39,440.72 | 40,664 | 1,555.75 | 1,604 | 11,622,866 | 6,443,163 |
| 84,615 | 40,035.28 | 41,277 | 39,532.87 | 39,728 | 1,502.40 | 1,545 | 11,209,787 | 6,214,172 |
| 88,896 | 39,584.26 | 40,812 | 38,013.97 | 39,193 | 1,570.30 | 1,619 | 12,444,551 | 6,888,672 |
| 99,574 | 35,104.22 | 36,193 | 33,869.51 | 34,920 | 1,234.70 | 1,273 | 12,257,556 | 6,795,005 |
| 90,873 | 31,184.78 | 32,152 | 30,196.44 | 31,133 | 988.35 | 1,019 | 11,690,691 | 6,480,762 |
| - | 39,865.54 | 41,102 | - | - | - | - | 13,295,724 | 7,370,516 |
| - | 2,435.70 | 2,456 | - | - | - | - | 61,115 | 33,879 |
| - | 2,343.47 | 2,363 | - | - | - | - | 34,161 | 18,937 |
| - | 307.44 | 310 | - | - | - | - | 46,234 | 25,630 |
| - | 350.00 | 353 | - | - | - | - | 76,812 | 42,581 |
| - | 343.14 | 346 | - | - | - | - | 80,461 | 44,604 |
| 263,125.5 | 135,220.56 | 136,347.4 | 58,697.85 | 59,187.0 | 76,522.71 | 77,160.4 | 107,700,970 | 59,704,285 |
| 259,469.2 | 136,147.73 | 137,282.3 | 59,797.68 | 60,296.0 | 76,350.05 | 76,986.3 | 100,284,268 | 55,592,820 |
| 258,340.5 | 134,238.74 | 135,357.4 | 58,786.11 | 59,276.0 | 75,452.63 | 76,081.4 | 112,027,158 | 62,102,541 |
| 264,459.3 | 135,510.94 | 136,640.2 | 59,447.21 | 59,942.6 | 76,063.73 | 76,697.6 | 108,781,154 | 60,303,089 |
| 288,863.7 | 134,527.44 | 135,648.5 | 59,278.55 | 59,792.7 | 75,228.89 | 75,855.8 | 107,426,356 | 59,552,053 |
| 266,509.6 | 133,423.00 | 134,534.8 | - | - | - | - | - | - |

39 農 産

| | | 産 | | | | | | | |
|-----------|--------|---------------|-------------|------------|---------------|-------------|------------|---------------|---------|
| | | 水 | | 米 | | 米 | | | |
| | | 数 | | 数 | | 数 | | 数 | |
| | | 價 額 | 量 | 價 額 | 量 | 價 額 | 量 | 價 額 | 量 |
| | | 円 | ヘクトクタール | 円 | ヘクトクタール | 円 | ヘクトクタール | 円 | ヘクトクタール |
| 朝 | 大正 14年 | 474,287,346 | 26,359,399 | 14,612,395 | — | 25,320,480 | 14,036,168 | — | — |
| | 昭和 1 | 460,163,259 | 27,254,286 | 15,108,478 | — | 26,224,264 | 14,537,483 | — | — |
| | ” 2 | 434,545,376 | 30,753,889 | 17,048,491 | — | 29,654,961 | 16,439,298 | — | — |
| | ” 3 | 341,811,545 | 23,988,329 | 13,297,987 | — | 23,132,787 | 12,823,715 | — | — |
| | ” 4 | 322,448,136 | 24,321,841 | 13,482,870 | — | 23,529,740 | 13,043,767 | — | — |
| 畿 | 大正 14 | 162,437,885 | 11,101,894 | 6,154,361 | 155,905,788 | 7,716,348 | 4,277,576 | — | — |
| | 昭和 1 | 144,081,009 | 10,683,616 | 5,922,488 | 138,130,957 | 1,790,663 | 992,658 | — | — |
| | ” 2 | 130,796,500 | 11,862,313 | 6,575,901 | 125,793,581 | 7,912,105 | 4,386,094 | — | — |
| | ” 3 | 133,952,688 | 11,717,186 | 6,495,450 | 128,645,133 | 2,274,898 | 1,261,095 | — | — |
| | ” 4 | 127,871,828 | 11,277,132 | 6,251,505 | 123,718,222 | 6,865,886 | 3,806,120 | — | — |
| 關東州及鐵道附屬地 | 大正 14 | 522,000 | 53,829 | 29,840 | 466,206 | — | — | — | — |
| | 昭和 1 | 269,644 | 26,438 | 14,656 | 231,969 | — | — | — | — |
| | ” 2 | 366,572 | 37,304 | 21,788 | 324,795 | — | — | — | — |
| | ” 3 | 407,534 | 70,574 | 39,123 | 371,308 | — | — | — | — |
| | ” 4 | 422,944 | 75,661 | 41,943 | 394,342 | — | — | — | — |
| 内 地 | 大正 14 | 2,133,767,667 | 104,826,175 | 58,110,637 | 2,080,583,868 | 96,246,024 | 53,354,210 | 1,902,223,213 | — |
| | 昭和 1 | 1,836,221,505 | 98,017,291 | 54,336,116 | 1,799,331,788 | 90,153,424 | 49,976,763 | 1,649,655,025 | — |
| | ” 2 | 1,764,337,385 | 109,233,414 | 60,553,800 | 1,723,025,243 | 100,568,712 | 55,750,502 | 1,574,442,858 | — |
| | ” 3 | 1,633,008,619 | 105,979,472 | 58,749,970 | 1,592,442,084 | 97,391,443 | 53,989,176 | 1,447,790,242 | — |
| | ” 4 | 1,534,575,011 | 105,842,576 | 58,674,081 | 1,562,376,905 | 97,198,447 | 53,882,188 | 1,425,294,296 | — |

物 米 (續)

| | | 高 | | | | | | | |
|-----------|-----------|-------------|-----------|-----------|------------|-----------|---------|------------|---------|
| | | 稻 | | 米 | | 米 | | 米 | |
| | | 数 | | 数 | | 数 | | 数 | |
| | | 價 額 | 量 | 價 額 | 量 | 價 額 | 量 | 價 額 | 量 |
| | | 円 | ヘクトクタール | 円 | ヘクトクタール | 円 | ヘクトクタール | 円 | ヘクトクタール |
| 物 | 1,038,919 | 575,927 | — | 289,900 | 160,707 | — | — | — | — |
| | 1,029,481 | 570,695 | — | 347,304 | 192,529 | — | — | — | — |
| | 1,098,927 | 609,193 | — | 451,169 | 250,396 | — | — | — | — |
| | 855,542 | 474,272 | — | 385,563 | 213,738 | — | — | — | — |
| | 792,101 | 439,103 | — | 394,832 | 218,876 | — | — | — | — |
| | 1,071,237 | 593,843 | — | 516,569 | 286,361 | — | — | — | — |
| | 1,594,883 | 884,127 | — | 520,972 | 288,802 | 6,532,097 | 501,073 | 277,771 | — |
| | 1,518,253 | 841,647 | — | 526,171 | 271,684 | 5,950,052 | 506,450 | 280,752 | — |
| | 1,675,310 | 928,712 | — | 582,249 | 322,771 | 5,002,919 | 560,676 | 310,812 | — |
| | 1,921,581 | 1,065,233 | — | 540,369 | 279,555 | 5,307,555 | 522,996 | 239,924 | — |
| 1,685,520 | 934,372 | — | 413,558 | 229,257 | 4,153,606 | 401,672 | 222,668 | — | |
| 1,564,781 | 867,440 | — | 650,963 | 360,863 | 4,388,674 | 634,483 | 351,727 | — | |
| — | — | — | 7,286 | 4,039 | 55,714 | — | — | — | |
| — | — | — | 7,723 | 4,231 | 37,675 | — | — | — | |
| — | — | — | 6,931 | 3,842 | 37,777 | — | — | — | |
| — | — | — | 6,238 | 3,458 | 36,226 | — | — | — | |
| — | — | — | 4,800 | 2,661 | 28,602 | — | — | — | |
| 8,580,151 | 4,756,427 | 178,360,655 | 2,874,795 | 1,593,649 | 53,183,799 | 1,261,802 | 699,483 | 22,873,134 | |
| 7,863,867 | 4,359,353 | 149,676,763 | 2,266,977 | 1,256,704 | 36,889,717 | 976,218 | 541,169 | 15,898,658 | |
| 8,664,702 | 4,803,298 | 148,582,385 | 2,793,784 | 1,548,741 | 41,312,142 | 1,196,829 | 663,465 | 17,039,657 | |
| 8,588,029 | 4,760,794 | 144,651,842 | 2,801,682 | 1,553,119 | 40,566,535 | 1,239,850 | 687,314 | 16,894,313 | |
| 8,644,129 | 4,791,893 | 137,082,609 | 1,583,780 | 877,972 | 22,198,106 | 771,167 | 427,498 | 10,227,890 | |

39 農 産

| | | 收 | | | | | | | | |
|-----------|--------|-----------|---------|------------|---------|--------|---------|--------|-----|--|
| | | 稻 | | | 水 | | | | | |
| | | 米 | | 米 | | 米 | | 米 | | |
| | | 数 | 量 | 價 | 額 | 一アール | 一段歩 | 一アール | 一段歩 | |
| ヘクトクタール | 石 | 円 | ヘクトクタール | 石 | ヘクトクタール | 石 | ヘクトクタール | 石 | | |
| 朝鮮 | 大正 14年 | - | - | - | 0,1715 | 0,943 | 0,1536 | 0,845 | | |
| | 昭和 1 | - | - | - | 0,1772 | 0,974 | 0,1563 | 0,859 | | |
| | 〃 2 | - | - | - | 0,1986 | 1,092 | 0,1760 | 0,968 | | |
| | 〃 3 | - | - | - | 0,1574 | 0,901 | 0,1474 | 0,810 | | |
| | 〃 4 | - | - | - | 0,1476 | 0,849 | 0,1391 | 0,764 | | |
| 〃 5 | - | - | - | 0,2050 | 1,169 | 0,1940 | 1,023 | | | |
| 臺灣 | 大正 14 | 19,899 | 11,031 | - | 0,2154 | 1,1582 | 0,1933 | 1,0396 | | |
| | 昭和 1 | 19,720 | 10,932 | - | 0,2094 | 1,1257 | 0,1850 | 0,9947 | | |
| | 〃 2 | 21,573 | 11,959 | - | 0,1973 | 1,0609 | 0,1943 | 1,0447 | | |
| | 〃 3 | 17,373 | 9,631 | - | 0,2199 | 1,1626 | 0,1990 | 1,0698 | | |
| | 〃 4 | 11,886 | 6,585 | - | 0,2287 | 1,2276 | 0,1912 | 1,0282 | | |
| 〃 5 | 16,480 | 9,136 | - | 0,2125 | 1,1427 | - | - | | | |
| 關東州及鐵道附屬地 | 大正 14 | - | - | - | 0,2230 | 1,2100 | - | - | | |
| | 昭和 1 | - | - | - | 0,2113 | 1,1360 | - | - | | |
| | 〃 2 | - | - | - | 0,2357 | 1,2673 | - | - | | |
| | 〃 3 | - | - | - | - | - | - | - | | |
| | 〃 4 | - | - | - | - | - | - | - | | |
| 内地 | 大正 14 | 1,612,993 | 894,166 | 30,310,665 | 0,3521 | 1,936 | 0,3289 | 1,808 | | |
| | 昭和 1 | 1,290,759 | 715,535 | 20,991,059 | 0,3292 | 1,810 | 0,3059 | 1,680 | | |
| | 〃 2 | 1,596,955 | 885,276 | 24,218,485 | 0,3625 | 1,993 | 0,3381 | 1,859 | | |
| | 〃 3 | 1,561,832 | 865,805 | 23,672,222 | 0,3520 | 1,935 | 0,3274 | 1,800 | | |
| | 〃 4 | 812,613 | 450,474 | 11,970,216 | 0,3492 | 1,920 | 0,3241 | 1,782 | | |
| 〃 5 | - | - | - | - | - | - | - | | | |

備考 樺太及南洋群島ニハ該當事項ナシ

物 米 (續)

| | 穂 | | | | | | | | | |
|---------|--------|---------|--------|---------|--------|---------|--------|---------|--------|--------|
| | 稻 | | | | | 高 | | | | |
| | 平均 | | 米 | | 米 | | 平均 | | 平均 | |
| | 一アール | 一段歩 | 一アール | 一段歩 | 一アール | 一段歩 | 一アール | 一段歩 | 一アール | 一段歩 |
| ヘクトクタール | 石 | ヘクトクタール | 石 | ヘクトクタール | 石 | ヘクトクタール | 石 | ヘクトクタール | 石 | |
| | 0,1707 | 0,9385 | - | - | - | - | 0,1036 | 0,570 | 0,1598 | 0,932 |
| | 0,1763 | 0,9693 | - | - | - | - | 0,1198 | 0,659 | 0,1753 | 0,964 |
| | 0,1977 | 1,0869 | - | - | - | - | 0,1347 | 0,742 | 0,1569 | 1,080 |
| | 0,1633 | 0,9121 | - | - | - | - | 0,1070 | 0,588 | 0,1619 | 0,890 |
| | 0,1539 | 0,8597 | - | - | - | - | 0,1040 | 0,572 | 0,1527 | 0,840 |
| | 0,2117 | 1,1814 | - | - | - | - | 0,1353 | 0,744 | 0,2099 | 0,982 |
| | 0,2179 | 1,1718 | 0,0127 | 0,6831 | 0,1279 | 0,6875 | 0,1271 | 0,6833 | 0,2112 | 1,1354 |
| | 0,2026 | 1,0906 | 0,0131 | 0,7067 | 0,1313 | 0,7057 | 0,1314 | 0,7067 | 0,1978 | 1,0635 |
| | 0,2175 | 1,1694 | 0,0147 | 0,7931 | 0,1374 | 0,7386 | 0,1470 | 0,7909 | 0,2127 | 1,1438 |
| | 0,2131 | 1,1459 | 0,0154 | 0,8303 | 0,1407 | 0,5757 | 0,1497 | 0,8277 | 0,2396 | 1,1263 |
| | 0,2125 | 1,1426 | 0,0133 | 0,7152 | 0,1203 | 0,5466 | 0,1326 | 0,7130 | 0,2031 | 1,1189 |
| | 0,2201 | 1,1837 | - | - | - | - | 0,1633 | 0,8780 | 0,2165 | 1,1638 |
| | 0,4243 | 2,333 | - | - | - | - | 0,0299 | 0,1644 | 0,1650 | 0,807 |
| | 0,2380 | 1,309 | - | - | - | - | 0,0330 | 0,1812 | 0,0989 | 0,444 |
| | 0,2590 | 1,424 | - | - | - | - | 0,0225 | 1,2394 | 0,2534 | 1,393 |
| | 0,4176 | 2,276 | - | - | - | - | 0,0178 | 0,9796 | 0,3765 | 2,070 |
| | 0,4774 | 2,625 | - | - | - | - | 0,0139 | 0,7758 | 0,4173 | 2,294 |
| | 0,3503 | 1,926 | 0,2150 | 1,182 | 0,2108 | 1,159 | 0,2126 | 1,169 | 0,3443 | 1,893 |
| | 0,3272 | 1,799 | 0,1624 | 0,893 | 0,1690 | 0,929 | 0,1664 | 0,915 | 0,3201 | 1,760 |
| | 0,3625 | 1,993 | 0,2035 | 1,119 | 0,2117 | 1,164 | 0,2081 | 1,144 | 0,3560 | 1,957 |
| | 0,3498 | 1,923 | 0,2086 | 1,147 | 0,2054 | 1,129 | 0,2068 | 1,137 | 0,3436 | 1,889 |
| | 0,3470 | 1,908 | 0,1301 | 0,715 | 0,1080 | 0,574 | 0,1177 | 0,647 | 0,3374 | 1,855 |
| | - | - | - | - | - | - | - | - | - | - |

39 農 産

| | 年 | 茶 | | | | | | 玉 | | |
|-----------|-----------|-----------|---------|---------|-----------|-----------|--------|------------|------------|---------|
| | | 作付反別 | | 收穫高 | 價額 | 單位面積收穫高 | | 作付反別 | | |
| | | ヘクタール | 反 | | | 一アール | 一段歩 | | | |
| 朝鮮 | 大正 14 | 16,735.54 | 16,876 | 179,032 | 99,247 | 1,373,696 | 0.1070 | 0.588 | 97,554.05 | 98,367 |
| | 昭和 1 | 16,976.36 | 17,017 | 172,365 | 95,551 | 1,320,373 | 0.1021 | 0.562 | 99,465.12 | 100,294 |
| | 2 | 16,606.61 | 16,745 | 173,233 | 96,032 | 1,173,073 | 0.1043 | 0.573 | 101,686.61 | 102,534 |
| | 3 | 17,980.16 | 18,130 | 172,030 | 95,365 | 1,141,027 | 0.0957 | 0.526 | 103,141.46 | 104,001 |
| | 4 | 16,544.13 | 16,682 | 165,862 | 91,946 | 1,021,511 | 0.1003 | 0.551 | 105,448.26 | 106,327 |
| 5 | 16,336.03 | 16,573 | 196,372 | 98,172 | 649,302 | 0.1195 | 0.592 | 106,561.98 | 107,450 | |
| 臺灣 | 大正 14 | 4,068.80 | 4,195 | 19,637 | 10,886 | 138,857 | 0.0483 | 0.259 | | |
| | 昭和 1 | 3,981.51 | 4,105 | 24,252 | 13,444 | 190,085 | 0.0609 | 0.328 | | |
| | 2 | 3,660.47 | 3,774 | 16,814 | 9,321 | 110,812 | 0.0459 | 0.247 | | |
| | 3 | 3,535.25 | 3,748 | 27,037 | 14,989 | 205,901 | 0.0744 | 0.400 | 888.44 | 916 |
| | 4 | 3,535.35 | 3,645 | 5,666 | 3,141 | 42,049 | 0.1603 | 0.862 | 954.40 | 984 |
| 5 | 3,521.77 | 3,631 | 19,648 | 10,892 | 10,455 | 0.0558 | 0.300 | 1,209.49 | 1,247 | |
| 樺太 | 大正 14 | 76.36 | 77 | 1,992 | 1,104 | 16,572 | 0.2609 | 1.434 | 122.98 | 124 |
| | 昭和 1 | 62.48 | 63 | 406 | 225 | 4,132 | 0.0648 | 0.357 | 135.87 | 137 |
| | 2 | 81.32 | 82 | 916 | 508 | 6,404 | 0.1126 | 0.620 | 153.72 | 155 |
| | 3 | 120.99 | 122 | 3,400 | 1,885 | 14,640 | 0.2810 | 1.545 | 270.74 | 273 |
| | 4 | 106.30 | 107 | | | 2,533 | | | 223.80 | 226 |
| 5 | 213.23 | 215 | 2,040 | 1,130 | 601 | 0.0957 | 0.526 | 298.55 | 301 | |
| 關東州及鐵道附屬地 | 大正 14 | 25,300.08 | 25,521 | 372,003 | 206,221 | 1,977,883 | 0.1470 | 0.806 | 79,919.01 | 80,589 |
| | 昭和 1 | 24,994.71 | 25,203 | 320,684 | 177,772 | 1,929,105 | 0.1283 | 0.705 | 78,256.86 | 78,909 |
| | 2 | 22,440.99 | 22,628 | 342,250 | 189,727 | 1,961,770 | 0.1525 | 0.838 | 79,194.05 | 79,854 |
| | 3 | 22,511.40 | 22,699 | 413,013 | 228,955 | 2,264,336 | 0.1835 | 1.009 | 80,957.35 | 81,632 |
| | 4 | 22,559.01 | 22,747 | 428,646 | 237,621 | 2,400,589 | 0.1900 | 1.045 | 87,589.09 | 88,319 |
| 5 | 24,203.30 | 24,405 | 488,027 | 270,539 | 1,299,704 | | 1.109 | 91,693.88 | 92,458 | |
| 南洋群島 | 大正 14 | 1.98 | 2 | 58 | 32 | 761 | 0.2929 | 1.600 | 210.25 | 212 |
| | 昭和 1 | 0.99 | 1 | 13 | 7 | 112 | 0.1313 | 0.700 | 214.21 | 216 |
| | 2 | | | | | | | | 215.21 | 217 |
| | 3 | | | | | | | | 61.49 | 62 |
| | 4 | | | | | | | | 56.53 | 57 |
| 5 | | | | | | | | 45.62 | 46 | |
| 内地 | 大正 14 | 21,500.33 | 21,680 | 448,009 | 248,355 | 3,622,928 | 0.2085 | 1.146 | 55,281.32 | 55,742 |
| | 昭和 1 | 20,440.16 | 20,611 | 301,013 | 166,867 | 2,562,114 | 0.1473 | 0.810 | 52,122.15 | 52,557 |
| | 2 | 20,689.39 | 20,862 | 440,783 | 244,349 | 3,312,262 | 0.2130 | 1.171 | 51,145.29 | 51,572 |
| | 3 | 20,212.56 | 20,381 | 391,824 | 217,210 | 2,966,399 | 0.1939 | 1.068 | 46,945.72 | 47,354 |
| | 4 | 18,804.89 | 18,962 | 338,638 | 187,725 | 2,412,778 | 0.1800 | 0.990 | 44,395.14 | 44,765 |

物

| | 年 | 茶 | | | | | | 玉 | | |
|-----------|-----------|-----------|---------|---------|-----------|-----------|--------|------------|------------|---------|
| | | 作付反別 | | 收穫高 | 價額 | 單位面積收穫高 | | 作付反別 | | |
| | | ヘクタール | 反 | | | 一アール | 一段歩 | | | |
| 朝鮮 | 大正 14 | 16,735.54 | 16,876 | 179,032 | 99,247 | 1,373,696 | 0.1070 | 0.588 | 97,554.05 | 98,367 |
| | 昭和 1 | 16,976.36 | 17,017 | 172,365 | 95,551 | 1,320,373 | 0.1021 | 0.562 | 99,465.12 | 100,294 |
| | 2 | 16,606.61 | 16,745 | 173,233 | 96,032 | 1,173,073 | 0.1043 | 0.573 | 101,686.61 | 102,534 |
| | 3 | 17,980.16 | 18,130 | 172,030 | 95,365 | 1,141,027 | 0.0957 | 0.526 | 103,141.46 | 104,001 |
| | 4 | 16,544.13 | 16,682 | 165,862 | 91,946 | 1,021,511 | 0.1003 | 0.551 | 105,448.26 | 106,327 |
| 5 | 16,336.03 | 16,573 | 196,372 | 98,172 | 649,302 | 0.1195 | 0.592 | 106,561.98 | 107,450 | |
| 臺灣 | 大正 14 | 4,068.80 | 4,195 | 19,637 | 10,886 | 138,857 | 0.0483 | 0.259 | | |
| | 昭和 1 | 3,981.51 | 4,105 | 24,252 | 13,444 | 190,085 | 0.0609 | 0.328 | | |
| | 2 | 3,660.47 | 3,774 | 16,814 | 9,321 | 110,812 | 0.0459 | 0.247 | | |
| | 3 | 3,535.25 | 3,748 | 27,037 | 14,989 | 205,901 | 0.0744 | 0.400 | 888.44 | 916 |
| | 4 | 3,535.35 | 3,645 | 5,666 | 3,141 | 42,049 | 0.1603 | 0.862 | 954.40 | 984 |
| 5 | 3,521.77 | 3,631 | 19,648 | 10,892 | 10,455 | 0.0558 | 0.300 | 1,209.49 | 1,247 | |
| 樺太 | 大正 14 | 76.36 | 77 | 1,992 | 1,104 | 16,572 | 0.2609 | 1.434 | 122.98 | 124 |
| | 昭和 1 | 62.48 | 63 | 406 | 225 | 4,132 | 0.0648 | 0.357 | 135.87 | 137 |
| | 2 | 81.32 | 82 | 916 | 508 | 6,404 | 0.1126 | 0.620 | 153.72 | 155 |
| | 3 | 120.99 | 122 | 3,400 | 1,885 | 14,640 | 0.2810 | 1.545 | 270.74 | 273 |
| | 4 | 106.30 | 107 | | | 2,533 | | | 223.80 | 226 |
| 5 | 213.23 | 215 | 2,040 | 1,130 | 601 | 0.0957 | 0.526 | 298.55 | 301 | |
| 關東州及鐵道附屬地 | 大正 14 | 25,300.08 | 25,521 | 372,003 | 206,221 | 1,977,883 | 0.1470 | 0.806 | 79,919.01 | 80,589 |
| | 昭和 1 | 24,994.71 | 25,203 | 320,684 | 177,772 | 1,929,105 | 0.1283 | 0.705 | 78,256.86 | 78,909 |
| | 2 | 22,440.99 | 22,628 | 342,250 | 189,727 | 1,961,770 | 0.1525 | 0.838 | 79,194.05 | 79,854 |
| | 3 | 22,511.40 | 22,699 | 413,013 | 228,955 | 2,264,336 | 0.1835 | 1.009 | 80,957.35 | 81,632 |
| | 4 | 22,559.01 | 22,747 | 428,646 | 237,621 | 2,400,589 | 0.1900 | 1.045 | 87,589.09 | 88,319 |
| 5 | 24,203.30 | 24,405 | 488,027 | 270,539 | 1,299,704 | | 1.109 | 91,693.88 | 92,458 | |
| 南洋群島 | 大正 14 | 1.98 | 2 | 58 | 32 | 761 | 0.2929 | 1.600 | 210.25 | 212 |
| | 昭和 1 | 0.99 | 1 | 13 | 7 | 112 | 0.1313 | 0.700 | 214.21 | 216 |
| | 2 | | | | | | | | 215.21 | 217 |
| | 3 | | | | | | | | 61.49 | 62 |
| | 4 | | | | | | | | 56.53 | 57 |
| 5 | | | | | | | | 45.62 | 46 | |
| 内地 | 大正 14 | 21,500.33 | 21,680 | 448,009 | 248,355 | 3,622,928 | 0.2085 | 1.146 | 55,281.32 | 55,742 |
| | 昭和 1 | 20,440.16 | 20,611 | 301,013 | 166,867 | 2,562,114 | 0.1473 | 0.810 | 52,122.15 | 52,557 |
| | 2 | 20,689.39 | 20,862 | 440,783 | 244,349 | 3,312,262 | 0.2130 | 1.171 | 51,145.29 | 51,572 |
| | 3 | 20,212.56 | 20,381 | 391,824 | 217,210 | 2,966,399 | 0.1939 | 1.068 | 46,945.72 | 47,354 |
| | 4 | 18,804.89 | 18,962 | 338,638 | 187,725 | 2,412,778 | 0.1800 | 0.990 | 44,395.14 | 44,765 |

39 農 産

| | 計 | | | | | | | | | | |
|-----------|-------|------------|------------|---------------|---------------|---------------|-------------|-------|------------|------------|---------|
| | 作付反別 | | 收穫高 | | 價 額 | | 總 平 均 | | 作付反別 | | |
| | ヘクタール | 町 | 町 | 町 | 円 | 円 | 一ヘクタール | 一段歩 | ヘクタール | 町 | |
| 朝鮮 | 大正 | 14 | 11,634.05 | 11,731 | 105,532,958 | 28,142,122 | 9,561,365 | 90.7 | 240 | | |
| | 昭和 | 1 | 9,799.34 | 9,881 | 63,472,320 | 16,925,952 | 5,189,733 | 64.8 | 171 | | |
| | " | 2 | 11,603.31 | 11,700 | 104,971,260 | 27,992,336 | 9,504,709 | 90.5 | 239 | | |
| | " | 3 | 12,028.76 | 12,129 | 105,919,988 | 28,245,330 | 6,950,451 | 88.1 | 233 | | |
| | " | 4 | 13,053.14 | 13,172 | 102,733,346 | 27,395,559 | 7,617,848 | 78.6 | 208 | | |
| " | 5 | 13,839.67 | 13,955 | 117,607,099 | 31,361,893 | 4,552,467 | 85.0 | 225 | | | |
| 臺灣 | 大正 | 14 | 125,659.83 | 126,707 | 1,145,348,781 | 1,908,914,630 | 22,361,381 | 90.5 | 1,507 | 126,450.07 | 130,372 |
| | 昭和 | 1 | 127,316.03 | 128,377 | 1,159,109,239 | 1,931,848,732 | 21,698,983 | 91.0 | 1,505 | 120,223.23 | 132,952 |
| | " | 2 | 127,646.28 | 128,710 | 1,275,047,547 | 2,125,079,245 | 21,372,813 | 99.9 | 1,651 | 96,691.07 | 99,690 |
| | " | 3 | 125,579.50 | 126,626 | 1,292,882,058 | 2,154,803,430 | 22,982,035 | 103.0 | 1,702 | 104,985.77 | 108,243 |
| | " | 4 | 126,303.47 | 127,356 | 1,180,858,057 | 1,968,096,762 | 22,752,483 | 93.5 | 1,545 | 116,433.73 | 120,045 |
| " | 5 | 125,179.83 | 126,223 | 1,329,902,355 | 2,216,503,941 | 17,834,542 | 105.2 | 1,756 | 103,771.46 | 106,990 | |
| 南洋羣島 | 大正 | 14 | — | — | — | — | — | — | — | — | — |
| | 昭和 | 1 | — | — | — | — | — | — | — | — | — |
| | " | 2 | — | — | — | — | — | — | — | — | — |
| | " | 3 | — | — | — | — | — | — | — | — | — |
| | " | 4 | — | — | — | — | — | — | — | — | — |
| 關東州及鐵道附屬地 | 大正 | 14 | 1,061.16 | 1,070 | 7,470,520 | 12,451,049 | 262,731 | 70.4 | 1,164 | | |
| | 昭和 | 1 | 1,041.32 | 1,050 | 7,551,600 | 12,586,000 | 363,687 | 72.5 | 1,199 | | |
| | " | 2 | 1,138.51 | 1,148 | 8,040,901 | 13,401,502 | 321,011 | 70.6 | 1,167 | | |
| | " | 3 | 1,233.72 | 1,244 | 8,362,803 | 13,938,005 | 237,808 | 67.8 | 1,120 | | |
| | " | 4 | 1,265.45 | 1,276 | 12,294,206 | 10,490,343 | 329,722 | 97.2 | 1,606 | | |
| " | 5 | 1,549.09 | 1,562 | 17,358,765 | 28,911,275 | 283,146 | 112.1 | 1,853 | | | |
| 内地 | 大正 | 14 | 283,412.73 | 285,775 | 3,732,976,414 | 995,460,377 | 112,851,097 | 131.6 | 348 | 26,560.17 | 26,782 |
| | 昭和 | 1 | 274,363.14 | 276,650 | 3,322,304,895 | 885,947,973 | 95,611,212 | 121.0 | 320 | 26,583.57 | 26,805 |
| | " | 2 | 270,666.13 | 272,922 | 3,296,249,753 | 878,999,934 | 92,731,668 | 121.8 | 322 | 26,473.09 | 26,694 |
| | " | 3 | 268,016.92 | 270,230 | 3,413,128,856 | 910,167,695 | 91,501,431 | 127.4 | 337 | 27,321.52 | 27,549 |
| | " | 4 | 250,335.37 | 252,422 | 3,004,674,199 | 801,246,453 | 81,510,905 | 119.8 | 317 | 25,775.31 | 25,990 |
| " | 5 | — | — | — | — | — | — | — | — | — | |

物 (續)

| | 計 | | | | | | | | | | | | | |
|----|-------|---------------|----------------|----------------|-------------|-------------|------------|-----------|---------|-------------|-------------|------------|-------|-------|
| | 作付反別 | | 收穫高 | | 價 額 | | 總 平 均 | | 作付反別 | | | | | |
| | ヘクタール | 町 | 町 | 町 | 円 | 円 | 一ヘクタール | 一段歩 | ヘクタール | 町 | | | | |
| 西 | 大正 | 14 | — | — | — | — | — | — | — | — | — | | | |
| | 昭和 | 1 | — | — | — | — | — | — | — | — | — | | | |
| | " | 2 | — | — | — | — | — | — | — | — | — | | | |
| | " | 3 | — | — | — | — | — | — | — | — | — | | | |
| | " | 4 | — | — | — | — | — | — | — | — | — | | | |
| 馬 | 大正 | 14 | 74,761.98 | 75,385 | 406,900,556 | 108,506,815 | 17,721,387 | 54.4 | 144 | | | | | |
| | 昭和 | 1 | 75,592.06 | 76,222 | 446,785,804 | 119,142,881 | 19,506,588 | 59.1 | 156 | | | | | |
| | " | 2 | 76,756.36 | 77,396 | 443,095,031 | 118,158,675 | 18,434,594 | 57.7 | 153 | | | | | |
| | " | 3 | 79,896.20 | 80,562 | 422,614,989 | 112,163,997 | 19,103,614 | 52.6 | 139 | | | | | |
| | " | 4 | 90,752.72 | 91,509 | 544,249,550 | 144,599,880 | 19,345,413 | 59.8 | 158 | | | | | |
| " | 5 | 89,159.00 | 89,902 | 556,339,121 | 148,357,099 | 12,009,741 | 62.4 | 165 | | | | | | |
| 薯 | 大正 | 14 | 5,303,899,735 | 8,839,832,892 | 47,872,838 | 419.4 | 6,780 | | | | | | | |
| | 昭和 | 1 | 5,166,068,423 | 8,610,114,039 | 51,989,769 | 429.7 | 6,946 | | | | | | | |
| | " | 2 | 4,452,288,592 | 7,420,483,987 | 45,717,583 | 460.5 | 7,444 | | | | | | | |
| | " | 3 | 5,804,955,655 | 9,674,926,092 | 57,718,341 | 552.9 | 8,939 | 52.38 | 54 | 509,398 | 848,996 | 35,078 | 97.3 | 1,572 |
| | " | 4 | 7,375,166,523 | 12,291,944,205 | 72,906,075 | 633.4 | 10,239 | 70.83 | 73 | 640,106 | 1,066,844 | 49,708 | 90.4 | 1,461 |
| " | 5 | 6,971,015,362 | 11,618,358,936 | 47,776,252 | 671.8 | 10,859 | 49.47 | 51 | 420,658 | 701,264 | 29,641 | 85.1 | 1,375 | |
| 其他 | 大正 | 14 | — | — | — | — | — | — | — | — | — | — | — | — |
| | 昭和 | 1 | — | — | — | — | — | — | — | — | — | — | — | — |
| | " | 2 | — | — | — | — | — | — | — | — | — | — | — | — |
| | " | 3 | — | — | — | — | — | — | — | — | — | — | — | — |
| | " | 4 | — | — | — | — | — | — | — | — | — | — | — | — |
| 南 | 大正 | 14 | — | — | — | — | — | — | — | — | — | — | — | — |
| | 昭和 | 1 | — | — | — | — | — | — | — | — | — | — | — | — |
| | " | 2 | — | — | — | — | — | — | — | — | — | — | — | — |
| | " | 3 | — | — | — | — | — | — | — | — | — | — | — | — |
| | " | 4 | — | — | — | — | — | — | — | — | — | — | — | — |
| 東 | 大正 | 14 | — | — | — | — | — | — | — | — | — | — | — | — |
| | 昭和 | 1 | — | — | — | — | — | — | — | — | — | — | — | — |
| | " | 2 | — | — | — | — | — | — | — | — | — | — | — | — |
| | " | 3 | — | — | — | — | — | — | — | — | — | — | — | — |
| | " | 4 | — | — | — | — | — | — | — | — | — | — | — | — |
| 北 | 大正 | 14 | 1,445.95 | 1,458 | 15,675,468 | 4,801,130 | 583,036 | 108.4 | 287 | | | | | |
| | 昭和 | 1 | 2,257.17 | 2,278 | 20,142,098 | 5,371,226 | 763,019 | 89.2 | 236 | | | | | |
| | " | 2 | 1,876.36 | 1,892 | 12,599,183 | 3,359,782 | 833,532 | 67.2 | 178 | | | | | |
| | " | 3 | 2,255.21 | 2,274 | 26,954,276 | 7,187,807 | 888,170 | 119.5 | 316 | | | | | |
| | " | 4 | 2,076.50 | 2,094 | 18,032,963 | 4,808,790 | 533,035 | 86.8 | 230 | | | | | |
| " | 5 | 3,153.67 | 3,180 | 33,002,235 | 8,800,596 | 660,384 | 104.7 | 277 | | | | | | |
| 中 | 大正 | 14 | — | — | — | — | — | — | — | — | — | — | — | — |
| | 昭和 | 1 | — | — | — | — | — | — | — | — | — | — | — | — |
| | " | 2 | — | — | — | — | — | — | — | — | — | — | — | — |
| | " | 3 | — | — | — | — | — | — | — | — | — | — | — | — |
| | " | 4 | — | — | — | — | — | — | — | — | — | — | — | — |
| 西 | 大正 | 14 | 309.42 | 312 | 2,808,721 | 4,681,201 | 70,000 | 90.8 | 1,500 | | | | | |
| | 昭和 | 1 | 309.42 | 312 | 1,928,640 | 3,214,400 | 36,572 | 62.3 | 1,030 | | | | | |
| | " | 2 | 378.84 | 382 | 2,716,222 | 4,527,037 | 73,926 | 71.7 | 1,185 | | | | | |
| | " | 3 | 359.01 | 362 | 2,571,737 | 4,286,195 | 74,079 | 71.6 | 1,184 | | | | | |
| | " | 4 | 326.28 | 329 | 4,060,086 | 6,766,810 | 93,007 | 124.4 | 2,057 | | | | | |
| " | 5 | 523.64 | 528 | 4,832,011 | 8,053,351 | 84,861 | 153.8 | 1,026 | | | | | | |
| 南 | 大正 | 14 | 113,575,380 | 189,292,300 | 401,299 | 455.0 | 7,521 | | | | | | | |
| | 昭和 | 1 | 122,168,880 | 203,614,800 | 431,663 | 446.5 | 7,380 | | | | | | | |
| | " | 2 | 188,493,810 | 314,156,350 | 691,143 | 640.4 | 10,585 | | | | | | | |
| | " | 3 | 148,139,610 | 246,899,330 | 553,054 | 462.9 | 7,651 | | | | | | | |
| | " | 4 | 133,327,050 | 222,211,750 | 524,419 | 405.3 | 6,699 | | | | | | | |
| " | 5 | 223,029,240 | 371,715,400 | 1,137,449 | 490.0 | 8,098 | | | | | | | | |
| 東 | 大正 | 14 | 836,158,369 | 222,975,565 | 10,174,963 | 315.0 | 833 | 96,502.91 | 97,307 | 973,838,258 | 259,690,202 | 34,720,159 | 100.1 | 267 |
| | 昭和 | 1 | 910,427,584 | 242,780,689 | 10,751,690 | 342.6 | 906 | 96,594.05 | 97,399 | 857,600,779 | 228,693,541 | 29,498,248 | 88.1 | 235 |
| | " | 2 | 877,954,718 | 234,121,258 | 9,851,424 | 331.6 | 877 | 96,983.50 | 67,792 | 937,954,631 | 250,121,235 | 31,433,419 | 96.0 | 256 |
| | " | 3 | 997,087,530 | 265,890,008 | 9,267,977 | 364.9 | 965 | 96,108.60 | 96,910 | 923,380,404 | 249,223,441 | 31,577,878 | 95.3 | 254 |
| | " | 4 | 963,320,996 | 256,893,599 | 8,512,648 | 373.6 | 988 | 97,960.46 | 98,777 | 936,413,689 | 239,710,317 | 29,907,874 | 94.9 | 253 |

日本国政府 農林省 農産物検査局
 農産物検査報告書 (續)

40 繭 産

| 年次又ハ地方 | 桑 面 | 固 積 | 飼 育 戸 数 | | 繭 | |
|-----------|--------------------|-------------|--------------|--------------|--------------------|--------------|
| | | | 春 蚕 | 夏 秋 蚕 | 春 蚕 | |
| | | | | | 数 | 量 |
| 大正 14 年 | ヘクタール 39,211.24 | 町 39,538 | 戸 498,100 | 戸 172,978 | ヘクトリットル 410,389 | 石 227,500 |
| 昭和 1 | 48,625.76 | 49,031 | 562,690 | 222,800 | 423,296 | 234,655 |
| 2 | 58,330.91 | 58,817 | 572,927 | 224,232 | 486,308 | 269,586 |
| 3 | 66,784.46 | 67,341 | 594,209 | 266,950 | 515,941 | 286,013 |
| 4 | 73,212.89 | 73,823 | 648,079 | 324,247 | 625,573 | 346,798 |
| 5 | 75,444.29 | 76,073 | 720,813 | 352,255 | 729,134 | 404,197 |
| 臺灣 | | | | | | |
| 大正 14 年 | 226.96 | 234 | 4,937 | — | — | — |
| 昭和 1 | 237.63 | 245 | 4,824 | — | — | — |
| 2 | 448.10 | 462 | 2,185 | 2,202 | 213 | 1,180 |
| 3 | 420.94 | 434 | 1,278 | 1,997 | 127 | 702 |
| 4 | 536.36 | 553 | 2,069 | 2,844 | 203 | 1,125 |
| 5 | 550.91 | 568 | 2,691 | 2,274 | 253 | 1,433 |
| 関東州及鐵道付屬地 | | | | | | |
| 大正 14 年 | 154.71 | 156 | 689 | 321 | 44 | 243 |
| 昭和 1 | 229.09 | 231 | 765 | 370 | 51 | 281 |
| 2 | 449.26 | 453 | 694 | 397 | 56 | 306 |
| 3 | 556.36 | 561 | 714 | 379 | 75 | 416 |
| 4 | 591.07 | 596 | 797 | 470 | 120 | 667 |
| 5 | 546.45 | 551 | 797 | 420 | 115 | 638 |
| 内地 | | | | | | |
| 大正 14 年 | 544,767.67 | 549,307 | 1,718,211 | 1,816,423 | 160,977,401 | 42,927,307 |
| 昭和 1 | 566,981.85 | 571,707 | 1,804,835 | 1,914,943 | 165,583,946 | 44,155,719 |
| 2 | 589,792.46 | 594,707 | 1,847,895 | 1,949,935 | 173,357,351 | 46,228,627 |
| 3 | 604,057.19 | 609,091 | 1,929,465 | 2,029,333 | 185,856,536 | 49,561,743 |
| 4 | 620,503.04 | 625,674 | 2,000,137 | 2,076,247 | 187,729,525 | 50,594,540 |
| 5 | — | — | 2,055,036 | 2,019,397 | 210,386,760 | 56,103,136 |

備考 南洋群島及津太ニハ該當事項ナシ

額

| 年次又ハ地方 | 繭 産 | 固 積 | 飼 育 戸 数 | | 繭 | | |
|-----------|-------------|-------------|------------|-------------|-------------|-------------|-------------|
| | | | 春 蚕 | 夏 秋 蚕 | 春 蚕 | | |
| | | | | | 数 | 量 | |
| 大正 14 年 | 103,981 | 57,642 | 514,370 | 285,142 | 21,279,544 | | |
| 昭和 1 | 148,687 | 82,425 | 571,983 | 317,080 | 19,229,672 | | |
| 2 | 154,425 | 85,606 | 640,733 | 355,192 | 14,607,838 | | |
| 3 | 180,571 | 100,100 | 696,512 | 386,113 | 16,019,272 | | |
| 4 | 18,342,418 | 248,946 | 138,004 | 4,195,860 | 874,538 | 484,802 | 22,538,278 |
| 5 | 11,106,424 | 272,453 | 151,035 | 1,544,436 | 1,586,780 | 555,232 | 12,650,860 |
| 臺灣 | | | | | | | |
| 大正 14 年 | — | — | 394 | 2,186 | — | | |
| 昭和 1 | — | — | 444 | 2,462 | 106,480 | | |
| 2 | 39,686 | 142 | 789 | 18,481 | 335 | 1,969 | 58,167 |
| 3 | 23,359 | 165 | 915 | 28,085 | 292 | 1,617 | 51,444 |
| 4 | 42,156 | 235 | 1,303 | 41,454 | 438 | 2,428 | 83,610 |
| 5 | 51,176 | 170 | 940 | 14,466 | 423 | 2,343 | 65,642 |
| 関東州及鐵道付屬地 | | | | | | | |
| 大正 14 年 | 19,719 | 24 | 135 | 10,376 | 68 | 378 | 30,095 |
| 昭和 1 | 20,605 | 47 | 258 | 15,911 | 97 | 539 | 36,516 |
| 2 | 16,989 | 67 | 371 | 16,755 | 122 | 679 | 33,744 |
| 3 | 19,080 | 73 | 407 | 15,285 | 148 | 823 | 34,365 |
| 4 | 44,008 | 135 | 751 | 36,926 | 256 | 1,418 | 80,934 |
| 5 | 25,329 | 83 | 458 | 9,250 | 198 | 1,096 | 34,579 |
| 内地 | | | | | | | |
| 大正 14 年 | 445,616,759 | 157,021,834 | 41,872,489 | 378,638,937 | 317,999,235 | 84,799,796 | 824,255,696 |
| 昭和 1 | 381,230,376 | 159,636,683 | 42,569,782 | 280,223,160 | 325,220,629 | 86,725,501 | 661,453,536 |
| 2 | 307,987,266 | 167,377,245 | 44,633,932 | 188,945,146 | 340,734,596 | 50,862,559 | 496,932,514 |
| 3 | 314,595,401 | 166,077,552 | 44,287,347 | 237,083,732 | 351,934,088 | 93,849,090 | 551,679,133 |
| 4 | 354,692,059 | 193,120,838 | 51,498,890 | 300,309,011 | 382,850,363 | 102,093,430 | 655,001,070 |
| 5 | 210,368,909 | 188,851,425 | 50,360,380 | 93,843,865 | 399,232,185 | 106,463,516 | 304,212,774 |

41 家畜及

| | 牛 | | | 馬 | | | 猪 | |
|-----------|----|-----------|-----------|---------|-----------|---------|--------|--------|
| | 總數 | 牝 | 牡 | 總數 | 牝 | 牡 | 總數 | 牝 |
| 朝鮮 | | | | | | | | |
| 大正 | 14 | 1,590,806 | 1,044,161 | 546,645 | 56,569 | — | 2,319 | — |
| 昭和 | 1 | 1,594,894 | 1,042,203 | 552,691 | 56,054 | — | 2,386 | — |
| 〃 | 2 | 1,586,418 | 1,028,453 | 557,965 | 58,866 | — | 1,871 | — |
| 〃 | 3 | 1,569,722 | 1,013,844 | 555,878 | 57,580 | — | 1,871 | — |
| 〃 | 4 | 1,585,526 | 1,017,533 | 567,993 | 55,808 | 25,673 | 1,659 | 1,271 |
| 〃 | 5 | 1,611,585 | 1,027,463 | 584,122 | 55,544 | 26,926 | 1,561 | 1,197 |
| 臺灣 | | | | | | | | |
| 大正 | 14 | 378,979 | 141,801 | 86,727 | 227 | 31 | 505 | 328 |
| 昭和 | 1 | 381,159 | 144,901 | 87,436 | 224 | 35 | 437 | 308 |
| 〃 | 2 | 385,629 | 150,629 | 88,641 | 216 | 38 | 471 | 310 |
| 〃 | 3 | 387,944 | 152,139 | 89,358 | 279 | 58 | 499 | 337 |
| 〃 | 4 | 389,839 | 153,400 | 88,604 | 305 | 56 | 452 | 289 |
| 〃 | 5 | 390,859 | 152,754 | 88,763 | 325 | 63 | 341 | 251 |
| 南洋羣島 | | | | | | | | |
| 大正 | 14 | 2,586 | 2,019 | 667 | 8,005 | 4,389 | 45 | 37 |
| 昭和 | 1 | 3,041 | 2,356 | 685 | 8,411 | 4,520 | 40 | 31 |
| 〃 | 2 | 3,600 | 2,875 | 725 | 9,017 | 4,789 | 107 | 97 |
| 〃 | 3 | 3,685 | 2,899 | 786 | 11,517 | 5,880 | 101 | 88 |
| 〃 | 4 | 3,916 | 3,082 | 834 | 12,747 | 6,217 | 150 | 126 |
| 〃 | 5 | 3,778 | 2,715 | 863 | 12,490 | 6,286 | 272 | 248 |
| 關東州及鐵道附屬地 | | | | | | | | |
| 大正 | 14 | 31,058 | 9,797 | 9,478 | 7,245 | 3,412 | 1,817 | 1,159 |
| 昭和 | 1 | 28,190 | 8,951 | 11,783 | 7,767 | 3,729 | 1,565 | 913 |
| 〃 | 2 | 29,142 | 8,978 | 13,889 | 7,518 | 3,492 | 1,665 | 1,169 |
| 〃 | 3 | 29,171 | 8,991 | 6,532 | 8,077 | 3,909 | 1,887 | 1,317 |
| 〃 | 4 | 28,823 | 10,077 | 13,632 | 8,140 | 3,535 | 1,702 | 1,146 |
| 〃 | 5 | 26,234 | 8,550 | 5,322 | 8,108 | 3,869 | 2,250 | 1,561 |
| 南洋羣島 | | | | | | | | |
| 大正 | 14 | 2,759 | — | — | 10 | — | 49 | — |
| 昭和 | 1 | 2,623 | — | — | 12 | — | 17 | — |
| 〃 | 2 | 2,637 | — | — | 17 | — | 13 | — |
| 〃 | 3 | 2,875 | 1,245 | 1,630 | 20 | 7 | 7 | 6 |
| 〃 | 4 | 3,165 | 1,401 | 1,764 | 19 | 7 | 2 | 1 |
| 〃 | 5 | 3,446 | 1,486 | 1,960 | 21 | 8 | 2 | 1 |
| 內地 | | | | | | | | |
| 大正 | 14 | 1,459,653 | 1,047,357 | 412,296 | 1,553,463 | 891,177 | 17,359 | 13,235 |
| 昭和 | 1 | 1,465,149 | 1,051,094 | 414,055 | 1,486,453 | 847,597 | 17,901 | 13,431 |
| 〃 | 2 | 1,474,409 | 1,059,535 | 414,874 | 1,494,823 | 855,767 | 18,788 | 14,311 |
| 〃 | 3 | 1,483,806 | 1,072,599 | 411,207 | 1,494,269 | 855,506 | 19,495 | 14,195 |
| 〃 | 4 | 1,488,240 | 1,087,261 | 400,979 | 1,490,360 | 854,187 | 20,728 | 14,983 |
| 〃 | 5 | — | — | — | — | — | — | — |

家畜

| | 羊 | 山 | 羊 | 豚 | | | 鶏 | 鶩 |
|--|-------|---------|---------|-----------|---------|-----------|-----------|------------|
| | | | | 總數 | 牝 | 牡 | | |
| | 368 | 24,275 | — | 1,150,027 | — | — | 6,120,577 | — |
| | 364 | 24,918 | — | 1,220,679 | — | — | 6,080,655 | — |
| | | 21,745 | — | 1,244,468 | — | — | 6,072,027 | — |
| | | 21,745 | — | 1,277,816 | — | — | 6,135,950 | — |
| | | 21,666 | — | 1,327,983 | 722,364 | 605,619 | 6,185,277 | — |
| | | 23,813 | 15,275 | 1,386,891 | 757,795 | 629,096 | 6,146,643 | 16,367 |
| | 132 | 98,214 | 37,888 | 1,435,692 | 311,944 | 114,410 | 4,231,490 | 883,053 |
| | 45 | | | 15,417 | | 121,287 | 4,347,241 | 920,512 |
| | 128 | 89,139 | 37,395 | 1,542,829 | 388,432 | 1,033,110 | 4,557,168 | 1,022,937 |
| | 1 | | | 36,327 | | 143,795 | 4,639,156 | 1,042,205 |
| | 147 | 86,541 | 34,289 | 1,642,561 | 409,744 | 1,089,022 | 4,755,342 | 1,115,868 |
| | 14 | | | 15,864 | | 167,174 | 4,856,211 | 1,092,604 |
| | 136 | 86,173 | 34,244 | 1,718,324 | 446,941 | 1,104,209 | | |
| | 26 | | | 16,663 | | 164,519 | | |
| | 167 | 83,449 | 34,794 | 1,753,803 | 449,736 | 1,139,548 | | |
| | 5 | | | 36,843 | | 167,177 | | |
| | 86 | 83,875 | 33,841 | 1,750,464 | 469,961 | 1,113,326 | | |
| | 4 | | | 33,539 | | | | |
| | 8 | 22 | 17 | 2,364 | 1,484 | 880 | 49,466 | 657 |
| | 9 | 14 | 7 | 2,617 | 1,636 | 981 | 46,049 | 544 |
| | 10 | 15 | 11 | 3,739 | 2,391 | 1,348 | 51,270 | 389 |
| | 13 | 18 | 14 | 4,526 | 2,977 | 1,549 | 54,976 | 722 |
| | 24 | 24 | 17 | 5,136 | 3,578 | 1,558 | 56,250 | 677 |
| | 44 | 25 | 15 | 5,328 | 3,372 | 1,956 | 59,610 | 500 |
| | 562 | 9,001 | 5,766 | 1,862 | 102,731 | 26,568 | 16,421 | 288,536 |
| | 96 | | | 1,373 | | | 59,742 | 26,948 |
| | 625 | 8,406 | 5,017 | 1,693 | 101,074 | 27,678 | 16,166 | 273,042 |
| | 27 | | | 1,696 | | | 57,230 | 25,721 |
| | 457 | 7,344 | 4,246 | 1,619 | 102,772 | 29,382 | 20,203 | 269,164 |
| | 43 | | | 1,479 | | | 53,187 | 27,412 |
| | 495 | 6,820 | 3,778 | 1,728 | 111,802 | 41,741 | 19,263 | 299,365 |
| | 75 | | | 1,314 | | | 5,798 | 26,871 |
| | 454 | 6,368 | 3,475 | 1,588 | 116,255 | 41,826 | 20,846 | 304,469 |
| | 102 | | | 1,305 | | | 53,583 | 31,097 |
| | 619 | 5,783 | 3,433 | 1,355 | 124,790 | 30,886 | 22,645 | 303,839 |
| | 70 | | | 999 | | | 71,259 | 37,653 |
| | | 1,473 | — | 12,009 | — | — | 63,567 | 2,153 |
| | | 1,674 | — | 10,660 | — | — | 56,645 | 1,871 |
| | | 1,900 | — | 9,084 | — | — | 53,533 | 2,020 |
| | 1 | 1,999 | 1,182 | 8,790 | 5,243 | 3,547 | 58,670 | 1,834 |
| | 1 | 2,138 | 1,255 | 8,846 | 5,449 | 3,397 | 57,485 | 2,031 |
| | 1 | 2,215 | 1,276 | 9,486 | 5,638 | 3,846 | 63,097 | 2,380 |
| | 4,124 | 168,265 | 113,650 | 54,615 | 672,583 | 393,202 | 279,381 | 37,169,611 |
| | 4,470 | 179,089 | 120,722 | 58,367 | 621,466 | 361,378 | 260,098 | 38,509,921 |
| | 4,477 | 195,004 | 133,678 | 61,326 | 677,061 | 404,143 | 272,918 | 42,253,009 |
| | 5,300 | 208,326 | 142,776 | 65,550 | 763,638 | 456,627 | 307,009 | 46,104,086 |
| | 5,745 | 215,439 | 148,587 | 66,850 | 706,151 | 423,520 | 282,631 | 48,257,620 |
| | — | — | — | — | — | — | — | — |

42 南洋各地邦人栽培業租借・植付・生産・植付未済面積並投資額比較表 (昭和四年九月現在)

| | 租借面積 | 植付面積 | 生産面積 | 植付未済面積 | 投資額 |
|---------------|------------|-----------|-----------|------------|---------------|
| 比 律 賓 | 29,410.78 | 19,199.81 | 13,665.48 | 10,210.97 | 16,025,697.41 |
| 英 領 馬 來 | 37,260.12 | 25,521.67 | 19,378.52 | 11,738.45 | 33,131,721.56 |
| 英 領 北 婆 羅 洲 | 23,703.38 | 8,015.56 | 5,092.91 | 15,687.82 | 8,130,984.06 |
| サ ラ ワ タ | 3,075.15 | 2,098.27 | 1,232.24 | 976.88 | 2,442,155.47 |
| 蘭 領 印 度 瓜 哇 | 14,138.16 | 9,202.43 | 5,798.51 | 4,935.73 | 7,275,901.28 |
| 同 ス マ ト ラ | 72,524.35 | 10,795.08 | 6,035.89 | 61,729.27 | 17,961,717.71 |
| 同 婆 羅 洲 | 15,076.53 | 5,720.86 | 2,491.56 | 9,375.67 | 4,764,217.79 |
| 同 セ レ ベ ス 其 他 | 8,206.43 | 4,046.04 | 1,321.01 | 4,160.39 | 2,469,905.12 |
| 暹 羅 | 176.64 | 136.00 | 136.00 | 40.64 | 60,000.00 |
| 緬 甸 | 272.55 | 269.29 | 202.52 | 3.26 | 134,213.89 |
| 計 | 203,864.09 | 85,005.01 | 55,354.64 | 118,859.08 | 92,396,514.29 |

43 南洋各地邦人主要栽培物植付面積比較表 (昭和四年九月現在)

備考 ×印ハ間、混作ヲ含ミ之等ノ合計ハ延面積ヲ示ス

| | 橡 膠 | 馬尼刺麻 | 古々椰子 | シザル麻 | 甘 藷 | 珈 琲 | 茶 | 其ノ他 | 計 |
|---------------|-----------|-----------|-----------|----------|--------|--------|----------|----------|-----------|
| 比 律 賓 | 45.33 | 14,790.00 | 4,364.48 | — | — | — | — | — | 19,199.81 |
| 英 領 馬 來 | 24,917.62 | — | 435.99 | — | — | 8.07 | — | 261.68 | 25,623.38 |
| 英領北婆羅洲 | 5,312.23 | 16.19 | 2,650.72 | — | — | — | — | 50.59 | 8,029.73 |
| サ ラ ワ タ | 2,092.20 | — | — | — | — | — | — | — | 2,092.20 |
| 蘭領印度瓜哇 | 1,620.45 | — | 2,630.62 | 2,434.10 | 645.06 | 295.93 | 1,278.05 | 992.41 | 9,896.62 |
| 同 ス マ ト ラ | 8,487.96 | — | 60.42 | — | — | 324.12 | — | 1,956.27 | 10,828.77 |
| 同 婆 羅 洲 | 5,248.89 | — | 303.51 | — | — | — | — | 179.10 | 5,731.50 |
| 同 セ レ ベ ス 其 他 | 169.97 | — | 3,059.78 | — | — | 81.29 | — | 735.01 | 4,046.05 |
| 暹 羅 | — | — | — | — | — | — | — | 136.00 | 136.00 |
| 緬 甸 | 262.41 | — | — | — | — | — | — | 6.88 | 269.29 |
| 計 | 48,157.06 | 14,806.19 | 13,505.52 | 2,434.10 | 645.06 | 709.43 | 1,278.05 | 4,723.55 | 86,255.96 |

44 南洋各地別邦人主要栽培物植付、生産面積及生産高比較表

(昭和四年九月現在) 備考 ×印ハ間、混作ヲ含ミ之等ノ合計ハ延面積ヲ示ス

(一) 比 律 賓

| 種 面 積 | 植 付 面 積 | 生 産 面 積 | 生 産 高 |
|-----------|-----------|-----------|---------------|
| 29,410.78 | 19,199.81 | 13,665.49 | 橡 膠 3,000 |
| | 45.33 | 45.33 | 古々椰子 { 10,544 |
| | 14,790.00 | 11,920.00 | コ プ ラ 16,445 |
| | 4,364.48 | 1,700.16 | 馬尼刺麻 244,481 |

44 南洋各地別邦人主要栽培物植付、生産面積及生産高比較表

| (二) 英領馬來 | | | |
|--------------------|------------------------------------|------------------------------------|------------------|
| 總面積 | 植付面積 | 生産面積 | 生産高 |
| ヘクタール 37,260.12 | ヘクタール 25,521.67 (×25,623.38) | ヘクタール 19,378.52 (×19,382.97) | |
| | 護謨 24,917.62 | 護謨 19,198.44 | 護謨 13,481,594 割度 |
| | 古々椰子 435.99 | 檳榔 4.45 | 檳榔子貨 5,000 割度 |
| | 桑 20.23 | 古々椰子 175.63 | 古々椰子 196,25 割度 |
| | 檳榔 4.45 | 珈琲 × 4.45 | 珈琲 3,600 割度 |
| | バナナ × 10.11 | | バナナ 8,500 割度 |
| | トバ { × 139.74 87.15 | | トバ 400 割度 |
| | 珈琲 { × 3.64 4.45 | | 珈琲 400 割度 |

| (三) 英領北ボルネオ | | | |
|--------------------|----------------------------------|----------------------------------|--------------------------------|
| 總面積 | 植付面積 | 生産面積 | 生産高 |
| ヘクタール 23,703.38 | ヘクタール 8,015.56 (×8,029.73) | ヘクタール 5,092.91 (×5,107.08) | |
| | 護謨 5,312.23 | 護謨 4,214.34 | 護謨 1,281,573 割度 |
| | 古々椰子 2,650.72 | 古々椰子 840.13 | 古々椰子 { 287,001 割度 13,308 割度 |
| | 馬尼刺麻 16.19 | 馬尼刺麻 2.02 | 馬尼刺麻 |
| | 煙草 36.42 | 煙草 36.42 | コブラ 70 割度 |
| | 落花生 × 14.17 | 落花生 × 14.17 | 馬尼刺麻 2,358 割度 |
| | | | 落花生 250 割度 |
| | | | 煙草 65,750 割度 |

44 南洋各地別邦人主要栽培物植付、生産面積及生産高比較表

| (四) サラワク | | | |
|-------------------|----------------------------------|----------------------------------|---------------|
| 總面積 | 植付面積 | 生産面積 | 生産高 |
| ヘクタール 2,075.15 | ヘクタール 2,078.27 (×2,474.81) | ヘクタール 1,232.24 (×1,255.52) | |
| | 護謨 2,072.20 | 護謨 1,226.17 | 護謨 815,353 割度 |
| | 米及農作物 6.07 | 米及農作物 6.07 | 米 10 割度 |
| | トバ及タバコカ × 362.24 | トバ及タバコカ × 24.26 | |
| | 米及柑橘 × 34.30 | | |

| (五) 蘭領印度 | | | |
|--------------------|----------------------------------|--------------------------------------|-----------------------------|
| 總面積 | 植付面積 | 生産面積 | 生産高 |
| (五ノ1) 爪哇 | | | |
| ヘクタール 14,138.16 | ヘクタール 9,202.43 (×9,876.62) | ヘクタール 5,798.51 (×6,313.33) | |
| | 護謨 { 混作 1,397.47 222.98 | 護謨 { 混作 992.89 210.08 | 護謨 1,230,192.50 割度 |
| | 古々椰子 2,630.62 | 古々椰子 1,453.98 | 精製カボック 14,455 割度 |
| | シザル麻 2,434.10 | シザル麻 1,064.47 | 古々椰子 { 286 割度 180,000 割度 |
| | 甘蔗 645.00 | 甘蔗 613.90 | コブラ 200 割度 |
| | 茶 { 混作 761.27 516.78 | 茶 { 内混作 955.54 222.98 × 198.20 | シザル麻 533,258 割度 |
| | カボック { 29.95 × 177.41 | 規那 87.28 | 砂糖 90,704 割度 |
| | 珈琲 { 混作 2.13 293.80 | 馬鈴薯 40.00 | 茶 1,833,321 割度 |
| | 規那 274.65 | シトロネラ 177.41 | 珈琲 3,446 割度 |
| | シトロネラ 177.41 | 野菜 10.71 | 規那 177,872 割度 |
| | 日本杉植林地 200.00 | 草花 35.48 | コカ 480 割度 |
| | 馬鈴薯 40.00 | 米 46.10 | シトロネラ 12,705 割度 |
| | 米 46.05 | 珈琲 混作 233.80 | 米 586 割度 |
| | 草花 35.48 | カボック { 29.95 × 106.45 | 馬鈴薯 3,600 割度 |
| | 野菜 10.71 | | 豆 7 割度 |
| | 果物 0.71 | | 豆 100 割度 |

44 南洋各地別邦人主要栽培物植付、生産面積及生産高比較表

| (五ノ2) スマトラ | | | | |
|--------------------|-------------------------------------|-----------------------------------|--------|--------------|
| 總面積 | 植付面積 | 生産面積 | 生産高 | |
| ヘクタール 72,524.35 | ヘクタール 10,795.07 (× 10,828.77) | ヘクタール 6,035.87 (× 6,046.53) | | |
| | 護謨 8,487.96 | 護謨 5,305.18 | 護謨 | 4,055,758 千圓 |
| | 古々椰子 60.42 | 油椰子 404.68 | 護謨 | 200 千圓 |
| | 油椰子 1,618.72 | 珈琲 40.00 | 珈琲 | 700 千圓 |
| | 珈琲 { 301.06 | 古々椰子 11.85 | 油椰子 | 2,700 千圓 |
| | × 23.06 | シトロネラ 80.93 | カカオ | 22,000 千圓 |
| | 檳榔 51.52 | ココカ 121.40 | シトロネラ油 | 55,000 千圓 |
| | 果樹 60.70 | カカオ 4.05 | ココカ | |
| | シトロネラ 80.93 | 桑及陸稻 7.10 | | |
| | ココカ 121.40 | 果樹 60.70 | | |
| | カ、オ 5.25 | 稻 × 10.64 | | |
| | 桑及陸稻 7.10 | | | |
| | 稻 × 10.64 | | | |
| (五ノ3) ミルネオ | | | | |
| ヘクタール 15,096.53 | ヘクタール 5,720.26 (× 5,731.50) | ヘクタール 2,491.16 (× 2,502.20) | | |
| | 護謨 5,248.89 | 護謨 2,346.79 | 護謨 | 1,977,972 千圓 |
| | 古々椰子 303.51 | 胡椒 144.37 | 胡椒 | 775 千圓 |
| | 胡椒 167.86 | 米及野菜 × 11.04 | 穀 | 800 千圓 |
| | 米及野菜 × 11.24 | | 野菜 | 5,200 千圓 |

44 南洋各地別邦人主要栽培物植付、生産面積及生産高比較表

| (五ノ4) セレベス | | | | |
|-------------------|-------------------|-------------------|--------|----------|
| 總面積 | 植付面積 | 生産面積 | 生産高 | |
| ヘクタール 8,203.43 | ヘクタール 4,046.05 | ヘクタール 1,321.01 | | |
| | 護謨 169.97 | 古々椰子 1,042.18 | 護謨 | 1,000 千圓 |
| | 古々椰子 3,059.78 | 護謨 101.17 | 古々椰子 | 5,040 千圓 |
| | サゴ椰子 600.00 | 砂糖椰子 5.00 | コブラ | 9,000 千圓 |
| | 珈琲 81.29 | 陸稻其他 20.00 | 珈琲 | 8,020 千圓 |
| | 玉蜀黍 70.96 | 養豚牧地 40.00 | 農産物 | 28 千圓 |
| | 陸稻其他 20.00 | サゴ椰子 30.00 | 畜産物 | 9,000 千圓 |
| | 養豚牧地 40.00 | 玉蜀黍及珈琲 76.64 | 畜産物 | 1,500 千圓 |
| | 其他 4.05 | 珈琲 6.02 | サゴ椰子澱粉 | 2,000 千圓 |

| (六) 暹羅 | | | | |
|-----------------|-----------------|-----------------|-----|---|
| 總面積 | 植付面積 | 生産面積 | 生産高 | |
| ヘクタール 176.64 | ヘクタール 136.00 | ヘクタール 136.00 | 不 | 明 |

| (七) 緬甸 | | | | |
|-----------------|-----------------|-----------------|-----|------------|
| 總面積 | 植付面積 | 生産面積 | 生産高 | |
| ヘクタール 272.55 | ヘクタール 269.27 | ヘクタール 202.52 | | |
| | 護謨 262.41 | 護謨 197.66 | 護謨 | 306,700 千圓 |
| | 果樹 6.88 | 果樹 4.86 | 果樹 | 10,000 千圓 |

45 林 野

| | 國 有 | | | | 公 有 | | | |
|-----------|--------------|-----------|------------|-----------|--------------|-----------|--------------|-----------|
| | 山 林 | | 原 野 | | 山 林 | | 原 野 | |
| | ヘクタール | 町 | ヘクタール | 町 | ヘクタール | 町 | ヘクタール | 町 |
| 朝鮮 | | | | | | | | |
| 昭和 2 年 | 4,916,184 | 5,002,527 | 4,136,234 | 4,170,703 | — | — | — | — |
| 3 | 4,769,535 | 4,809,281 | 3,855,158 | 3,887,284 | — | — | — | — |
| 4 | 4,967,194 | 5,008,587 | 3,275,224 | 3,302,518 | — | — | — | — |
| 5 | 7,792,066 | | 7,857,003 | | — | — | — | — |
| 臺灣 | | | | | | | | |
| 昭和 2 年 | 1,894,102 | 1,952,849 | 394,327 | 406,557 | 2,497 | 2,574 | 2,538 | 2,617 |
| 3 | 1,717,012 | 1,770,266 | 551,935 | 569,054 | 3,388 | 3,493 | 2,227 | 2,298 |
| 4 | 1,723,043 | 1,782,671 | 534,127 | 550,693 | 4,245 | 4,377 | 3,756 | 3,873 |
| 5 | 1,633,853 | 1,684,528 | 577,690 | 595,607 | 5,529 | 5,701 | 1,385 | 1,428 |
| 本 土 | | | | | | | | |
| 昭和 2 年 | — | — | — | — | — | — | — | — |
| 3 | — | — | — | — | — | — | — | — |
| 4 | 2,908,804 | 2,933,044 | — | — | — | — | — | — |
| 5 | 2,909,000 | 2,933,242 | — | — | — | — | — | — |
| 關東州及鐵道附屬地 | | | | | | | | |
| 昭和 2 年 | 78,433 | 79,087 | — | 15,690 | — | — | — | — |
| 3 | 78,433 | 79,087 | — | 15,690 | — | — | — | — |
| 4 | 78,359 | 79,012 | — | 15,531 | — | — | — | — |
| 5 | 78,359 | 79,012 | — | 15,531 | — | — | — | — |
| 南洋羣島 | | | | | | | | |
| 昭和 2 年 | — | — | — | — | — | — | — | — |
| 3 | — | — | — | — | — | — | — | — |
| 4 | — | — | — | — | — | — | — | — |
| 5 | — | — | — | — | — | — | — | — |
| 内 地 | | | | | | | | |
| 昭和 2 年 | 7,414,503.74 | 7,477,279 | 284,355.27 | 286,724 | 3,091,904.23 | 3,117,670 | 1,153,867.14 | 1,163,482 |
| 3 | — | — | — | — | — | — | — | — |

面 積

| | 私 有 | | | | 合 計 | | | | 造 林 面 積 | |
|-----------|--------------|-----------|--------------|-----------|------------|------------|------------|-----------|---------|---------|
| | 山 林 | | 原 野 | | 山 林 | | 原 野 | | 造 林 面 積 | |
| | ヘクタール | 町 | ヘクタール | 町 | ヘクタール | 町 | ヘクタール | 町 | ヘクタール | 町 |
| 昭和 2 年 | 4,140,049 | 4,174,550 | 3,098,799 | 3,124,622 | 9,101,233 | 9,177,077 | 7,235,033 | 7,295,325 | 87,404 | 88,132 |
| 3 | 4,569,649 | 4,607,730 | 3,093,835 | 3,119,617 | 9,339,184 | 9,417,011 | 6,948,992 | 7,006,901 | 99,990 | 100,823 |
| 4 | 5,175,275 | 5,218,402 | 2,889,397 | 2,913,475 | 10,142,468 | 10,226,989 | 6,164,621 | 6,215,993 | 93,959 | 94,742 |
| 5 | 8,669,752 | | 8,742,000 | | 16,461,818 | | 16,599,000 | | 87,250 | 87,987 |
| 臺灣 | | | | | | | | | | |
| 昭和 2 年 | 197,265 | 203,383 | 44,584 | 45,967 | 2,093,863 | 2,158,806 | 441,449 | 455,141 | 9,019 | 9,299 |
| 3 | 160,540 | 165,519 | 88,199 | 90,935 | 1,880,939 | 1,939,278 | 642,364 | 662,287 | 11,221 | 11,569 |
| 4 | 161,711 | 166,727 | 77,550 | 79,955 | 1,895,000 | 1,953,775 | 615,433 | 634,521 | 15,115 | 15,584 |
| 5 | 171,153 | 176,461 | 73,302 | 75,576 | 1,810,535 | 1,866,690 | 652,377 | 672,611 | 15,459 | 15,938 |
| 本 土 | | | | | | | | | | |
| 昭和 2 年 | — | — | — | — | 13,143,899 | 13,253,432 | — | — | 39,318 | 39,646 |
| 3 | — | — | — | — | — | — | — | — | 47,808 | 48,206 |
| 4 | — | — | — | — | 2,908,804 | 2,933,044 | — | — | 52,443 | 52,880 |
| 5 | — | — | — | — | 2,909,000 | 2,933,242 | — | — | 68,637 | 69,209 |
| 關東州及鐵道附屬地 | | | | | | | | | | |
| 昭和 2 年 | — | — | 15,821 | — | 94,123 | 94,907 | — | — | 1,976 | 1,992 |
| 3 | — | — | 15,821 | — | 94,123 | 94,907 | — | — | 2,552 | 2,573 |
| 4 | — | — | 15,660 | — | 93,890 | 94,672 | — | — | 1,995 | 2,012 |
| 5 | — | — | 15,660 | — | 93,890 | 94,672 | — | — | 2,078 | 2,075 |
| 南洋羣島 | | | | | | | | | | |
| 昭和 2 年 | — | — | — | — | — | — | — | — | — | — |
| 3 | — | — | — | — | — | — | — | — | — | — |
| 4 | — | — | — | — | — | — | — | — | — | — |
| 5 | — | — | — | — | — | — | — | — | — | — |
| 内 地 | | | | | | | | | | |
| 昭和 2 年 | 7,706,416.16 | 7,770,636 | 1,577,279.11 | 1,590,423 | 18,213,822 | 18,365,605 | 3,015,500 | 3,040,629 | 107,193 | 108,086 |
| 3 | — | — | — | — | — | — | — | — | 112,616 | 113,554 |

46 林 産 物 價 額

| | 總價額 | 用材 | 薪材 | 炭材 | 竹材 | 枝葉 | 柴草 | 樹皮 | 其ノ他 |
|-------|------------|------------|---------------|----------------|-----------|------------|------------|------------|-----------|
| | 円 | 円 | 円 | 円 | 円 | 円 | 円 | 円 | 円 |
| 朝鮮 | | | | | | | | | |
| 大正 14 | 53,486,000 | 7,649,000 | 10,671,000 | 1,618,000 | 497,000 | 15,131,000 | 15,131,000 | 15,163,000 | 2,847,000 |
| 昭和 1 | 59,947,000 | 6,530,000 | 10,253,000 | 2,784,000 | 419,000 | 21,179,000 | 21,179,000 | 16,487,000 | 2,295,000 |
| 2 | 64,306,000 | 7,734,000 | 14,456,000 | 2,658,000 | 520,000 | 17,813,000 | 17,813,000 | 18,196,000 | 2,929,000 |
| 3 | 64,952,000 | 7,232,000 | 14,210,000 | 2,332,000 | 629,000 | 18,795,000 | 18,795,000 | 19,373,000 | 3,544,000 |
| 4 | 74,416,000 | 10,752,000 | 17,860,000 | 3,128,000 | 650,000 | 19,666,000 | 19,666,000 | - | 2,987,000 |
| 5 | 63,360,000 | 8,390,000 | 12,200,000 | 2,210,000 | 550,000 | 19,020,000 | 18,060,000 | - | 2,930,000 |
| 臺灣 | | | | | | | | | |
| 大正 14 | 12,137,926 | 5,660,630 | (薪) 3,016,979 | (木炭) 1,346,531 | 1,158,091 | - | - | - | 955,695 |
| 昭和 1 | 12,660,257 | 5,072,340 | 3,165,267 | 1,579,157 | 1,619,196 | - | - | - | 1,224,297 |
| 2 | 14,477,241 | 5,606,841 | 3,565,743 | 1,467,479 | 1,994,930 | - | - | - | 1,842,248 |
| 3 | 15,657,616 | 5,227,305 | 4,466,393 | 1,690,742 | 2,059,017 | - | - | - | 2,214,159 |
| 4 | 13,896,994 | 4,834,263 | 3,269,106 | 1,485,500 | 1,971,188 | - | - | - | 2,326,937 |
| 5 | 11,856,057 | 5,020,073 | 2,677,920 | 1,047,789 | 1,516,574 | - | - | - | 1,590,701 |
| 樺太 | | | | | | | | | |
| 大正 14 | 9,508,523 | 8,925,529 | 71,059 | 508,936 | - | - | - | - | 2,999 |
| 昭和 1 | 12,053,837 | 11,651,565 | 84,394 | 314,323 | - | - | - | - | 3,555 |

46 林 産 物 價 額 (續)

| | 總價額 | 用材 | 薪材 | 炭材 | 竹材 | 枝葉 | 柴草 | 樹皮 | 其ノ他 |
|-------|-------------|-------------|---------|------------|-----------|-----------|------------|----|------------------------|
| | 円 | 円 | 円 | 円 | 円 | 円 | 円 | 円 | 円 |
| 樺太 | | | | | | | | | |
| 昭和 2 | 9,900,714 | 9,334,933 | 135,337 | 426,751 | - | - | - | - | 2,691 |
| 3 | 12,243,727 | 11,719,881 | 142,926 | 376,850 | - | - | - | - | 4,268 |
| 4 | 11,552,492 | 11,045,607 | 127,997 | 371,513 | - | - | - | - | 7,375 |
| 5 | 10,246,916 | 9,826,919 | 108,189 | 289,674 | - | - | - | - | 22,134 |
| 南洋群島 | | | | | | | | | |
| 大正 14 | 2,427,564 | 8,796 | 53,436 | 67 | - | - | - | - | 2,365,263 954,942 |
| 昭和 1 | 3,204,686 | 14,401 | 66,811 | 54 | - | - | - | - | 3,123,420 1,725,869 |
| 2 | 3,059,273 | 13,377 | 38,878 | - | - | - | - | - | 3,007,018 1,753,241 |
| 3 | 3,577,869 | 18,625 | 37,051 | - | - | - | - | - | 3,522,193 1,983,353 |
| 4 | 3,675,100 | 20,787 | 59,212 | - | - | - | - | - | 3,595,101 2,022,092 |
| 5 | 3,338,757 | 10,196 | 156,417 | - | - | - | - | - | 3,172,142 2,125,380 |
| 内地 | | | | | | | | | |
| 大正 14 | 368,897,145 | 126,139,857 | - | 75,258,359 | 7,220,633 | 4,440,535 | 16,598,254 | - | 135,239,507 |
| 昭和 1 | 332,392,589 | 117,979,253 | - | 71,872,968 | 6,330,048 | 3,513,940 | 15,811,944 | - | 116,884,436 |
| 2 | 337,009,113 | 116,342,981 | - | 76,571,966 | 5,814,917 | 3,385,360 | 16,345,728 | - | 118,548,161 |
| 3 | 335,289,937 | 118,901,269 | - | 71,965,363 | 5,721,122 | 3,614,034 | 17,569,435 | - | 117,518,774 |
| 4 | 298,927,751 | 103,462,482 | - | 62,308,117 | 4,918,286 | 3,147,404 | 16,406,355 | - | 108,685,107 |

備考 南洋群島其ノ他欄中△印ハ椰子實價額ニシテ内書ナリ。

47 鑛

| | 總價額 | 金 | | | 砂 | | | 金 | | | 砂 | | | 白金 | | |
|-----------|-------------|-------------|-----------|------------|------------|-------|-------|--------|-------|--------|--------|---|----|----|---|----|
| | | 數 | 量 | 價額 | 數 | 量 | 價額 | 數 | 量 | 價額 | 數 | 量 | 價額 | 數 | 量 | 價額 |
| | | | | | | | | | | | | | | | | |
| 5 | 5,622,177 | | | | | | | | | | | | | | | |
| 關東州及鐵道附屬地 | | | | | | | | | | | | | | | | |
| 大正 | 14 | 63,554,268 | | | | | | | | | | | | | | |
| 昭和 | 1 | 60,813,123 | | | | | | | | | | | | | | |
| 2 | 77,324,390 | | | | | | | | | | | | | | | |
| 3 | 71,609,639 | | | | | | | | | | | | | | | |
| 4 | 74,597,404 | | | | | | | | | | | | | | | |
| 5 | 68,373,737 | | | | | | | | | | | | | | | |
| 南洋群島 | | | | | | | | | | | | | | | | |
| 大正 | 14 | 1,320,573 | | | | | | | | | | | | | | |
| 昭和 | 1 | 1,299,132 | | | | | | | | | | | | | | |
| 2 | 1,335,157 | | | | | | | | | | | | | | | |
| 3 | 1,386,225 | | | | | | | | | | | | | | | |
| 4 | 1,533,177 | | | | | | | | | | | | | | | |
| 5 | 1,185,736 | | | | | | | | | | | | | | | |
| 內地 | | | | | | | | | | | | | | | | |
| 大正 | 14 | 373,897,380 | 8,454,064 | 2,254,417 | 13,144,929 | 9,341 | 2,471 | 10,032 | 5,873 | 1,566 | 54,769 | | | | | |
| 昭和 | 1 | 377,305,984 | 9,025,205 | 2,425,388 | 12,763,315 | 3,349 | 893 | 3,846 | 6,169 | 1,645 | 53,709 | | | | | |
| 2 | 367,426,916 | 9,601,361 | 2,560,363 | 13,164,233 | 5,595 | 1,492 | 6,446 | 1,459 | 389 | 8,947 | | | | | | |
| 3 | 396,057,445 | 10,383,608 | 2,768,962 | 14,676,541 | 6,855 | 1,828 | 8,501 | 3,105 | 828 | 26,194 | | | | | | |
| 4 | 411,002,800 | 10,419,044 | — | 14,760,268 | 3,278 | — | 4,359 | 4,570 | — | 42,651 | | | | | | |
| 5 | — | — | — | — | — | — | — | — | — | — | | | | | | |

產物 (續)

| 銀 | | | 銅 | | | 鉛 | | | 鋅 | | |
|-------------|------------|-----------|------------|-------------|------------|-----------|-----------|-----------|--------|--------|---------|
| 數 | 量 | 價額 | 數 | 量 | 價額 | 數 | 量 | 價額 | 數 | 量 | 價額 |
| 斤 | 兩 | 匁 | 斤 | 兩 | 匁 | 斤 | 兩 | 匁 | 斤 | 兩 | 匁 |
| 126,194,756 | 33,651,935 | 6,823,629 | 64,687,955 | 107,813,258 | 51,984,032 | 3,197,686 | 5,329,477 | 1,313,413 | 26,997 | 44,995 | 273,429 |
| 139,252,301 | 37,133,947 | 6,023,840 | 65,408,074 | 109,013,456 | 49,277,549 | 3,482,935 | 5,804,892 | 1,197,068 | 25,694 | 42,823 | 253,585 |
| 140,946,848 | 37,585,826 | 5,452,844 | 64,433,246 | 107,388,744 | 46,267,152 | 3,284,948 | 5,474,913 | 878,153 | 22,576 | 37,626 | 204,908 |
| 160,023,735 | 42,672,996 | 6,516,019 | 66,958,460 | 111,597,434 | 54,239,857 | 3,652,869 | 6,088,115 | 847,552 | 32,141 | 53,568 | 287,604 |
| 160,504,484 | — | 6,139,329 | 74,594,587 | — | 68,612,796 | 3,199,944 | — | 816,040 | 49,039 | — | 350,727 |
| — | — | — | — | — | — | — | — | — | 42,191 | 884 | 6,399 |

48 水 産 業

| 地 域 | 年 次 | 戸 | | | |
|---------|-------|---------|--------|--------|--------|
| | | 總 計 | 漁 獲 | 養 殖 | 水産物製造 |
| 朝 鮮 | 昭 和 2 | 126,615 | 81,360 | 17,625 | 11,990 |
| | 3 | 130,287 | 82,256 | 20,558 | 10,874 |
| | 4 | 138,267 | 85,275 | 22,676 | 11,504 |
| | 5 | 141,483 | 87,681 | 24,236 | 11,974 |
| 臺 灣 | 昭 和 2 | - | - | - | - |
| | 3 | - | - | - | - |
| | 4 | - | - | - | - |
| | 5 | - | - | - | - |
| 樺 太 | 昭 和 2 | 4,797 | 4,452 | 2 | 93 |
| | 3 | 5,021 | 4,608 | 2 | 138 |
| | 4 | 4,174 | - | - | - |
| | 5 | 4,659 | - | - | - |
| 關 東 州 | 昭 和 2 | 8,694 | - | - | - |
| | 3 | 8,896 | - | - | - |
| | 4 | 10,340 | - | - | - |
| | 5 | 9,559 | - | - | - |
| 南 洋 羣 島 | 昭 和 2 | - | - | - | - |
| | 3 | - | - | - | - |
| | 4 | 272 | - | - | - |
| | 5 | - | - | - | - |
| 内 地 | 昭 和 2 | - | - | - | - |
| | 3 | - | - | - | - |
| | 4 | - | - | - | - |
| | 5 | - | - | - | - |

附 考 1. 朝鮮、臺灣、樺太及關東州へ各報告、内地へ第六次農林省統計表=依る

者 戸 口

(上 昭 二 年
中 昭 和 三 年
下 昭 和 四 五 年)

| 数 | 人 | | | | |
|--------|-----------|-----------|---------|---------|--------|
| | 水産物販賣 | 總 数 | 漁 獲 | 養 殖 | 水産物製造 |
| 15,640 | 484,350 | 331,087 | 61,158 | 43,052 | 49,053 |
| 16,599 | 477,936 | 321,787 | 65,603 | 38,604 | 51,942 |
| 18,792 | 473,912 | 309,332 | 70,161 | 39,838 | 54,581 |
| 17,592 | 487,588 | 313,519 | 77,488 | 41,783 | 54,798 |
| - | - | 132,139 | 50,763 | 5,267 | - |
| - | - | 136,637 | 53,072 | 5,376 | - |
| - | - | 140,834 | 51,120 | 5,868 | - |
| - | - | 147,111 | 55,508 | 5,886 | - |
| 250 | 21,283 | 19,841 | - | 444 | 993 |
| 273 | 21,650 | 19,980 | - | 579 | 1,085 |
| - | 20,636 | - | - | - | - |
| - | 23,527 | - | - | - | - |
| - | 21,314 | - | - | - | - |
| - | 22,155 | - | - | - | - |
| - | 30,066 | - | - | - | - |
| - | 24,324 | - | - | - | - |
| - | 1,479,776 | 1,125,983 | 113,273 | 240,520 | - |
| - | 1,498,258 | 1,130,430 | 118,875 | 248,953 | - |
| - | 1,490,726 | 1,112,002 | 120,933 | 257,791 | - |

49. 魚

| | | 魚 | | | | | | | | |
|------|----|-----------|-----------|-----------|------------|-----------|------------|------------|------------|-----------|
| | | カヅキ (旗魚) | | | ブリ (鱒) | | | タラ (鱈) | | |
| | | 数 | 量 | 價額 | 数 | 量 | 價額 | 数 | 量 | 價額 |
| 年 | | キログラム | 斤 | 円 | キログラム | 斤 | 円 | キログラム | 斤 | 円 |
| 朝鮮 | 14 | 6,964 | 1,857 | 5,200 | 3,422,261 | 912,603 | 1,224,520 | 25,507,410 | 1,801,976 | 1,701,987 |
| 大正 | 1 | 66,575 | 12,429 | 31,050 | 1,572,769 | 446,123 | 545,611 | 19,564,991 | 5,217,331 | 1,674,050 |
| 昭和 | 2 | 61,073 | 16,286 | 49,500 | 5,501,764 | 1,467,137 | 1,906,218 | 31,433,141 | 8,382,171 | 1,894,172 |
| | 3 | 66,298 | 17,166 | 51,660 | 4,715,089 | 1,257,257 | 1,827,091 | 27,844,556 | 7,425,215 | 1,789,353 |
| | 4 | 60,653 | 16,176 | 43,000 | 4,171,515 | 1,112,404 | 1,581,851 | 23,961,805 | 6,923,148 | 1,872,398 |
| | 5 | 205,414 | 54,777 | 40,864 | 4,056,694 | 1,081,785 | 838,192 | 30,276,304 | 8,073,691 | 1,371,004 |
| 臺灣 | 14 | 1,606,310 | 2,360,517 | 90,782 | 109,021 | 181,701 | 37,544 | - | - | - |
| 大正 | 1 | 1,139,739 | 3,616,232 | 6,075,142 | 94,774 | 157,956 | 36,019 | - | - | - |
| 昭和 | 2 | 2,545,304 | 4,408,860 | 1,279,340 | 65,914 | 109,856 | 23,251 | - | - | - |
| | 3 | 1,126,340 | 5,207,223 | 1,498,076 | 31,519 | 52,532 | 11,920 | - | - | - |
| | 4 | 3,361,919 | 5,603,198 | 1,515,152 | 27,916 | 46,526 | 10,052 | - | - | - |
| | 5 | 3,271,532 | 5,885,885 | 1,210,337 | 13,808 | 23,013 | 5,068 | - | - | - |
| 樺太 | 14 | - | - | - | - | - | - | 32,607,644 | 8,695,905 | 2,060,108 |
| 大正 | 1 | - | - | - | - | - | - | 31,575,240 | 8,420,064 | 2,113,130 |
| 昭和 | 2 | - | - | - | - | - | - | 30,286,006 | 8,075,735 | 2,109,853 |
| | 3 | - | - | - | - | - | - | 25,377,150 | 6,767,240 | 1,755,999 |
| | 4 | - | - | - | - | - | - | 23,517,312 | 6,271,083 | 1,568,439 |
| | 5 | - | - | - | - | - | - | 24,306,210 | 6,481,656 | 669,553 |
| 関東州 | 14 | - | - | - | (カナガシラ) | 456,019 | 121,605 | 78,873 | 2,039,944 | 543,985 |
| 大正 | 1 | - | - | - | - | 690,371 | 184,099 | 106,945 | 2,127,734 | 567,927 |
| 昭和 | 2 | - | - | - | - | 1,126,035 | 300,276 | 103,536 | 6,327,401 | 1,687,307 |
| | 3 | - | - | - | - | 1,425,234 | 374,727 | 134,544 | 11,439,278 | 3,050,474 |
| | 4 | - | - | - | - | 1,607,141 | 428,571 | 136,676 | 14,877,259 | 3,967,269 |
| | 5 | - | - | - | - | 1,137,940 | 316,784 | 94,758 | 7,676,636 | 2,047,103 |
| 南洋群島 | 14 | - | - | - | - | - | - | - | - | - |
| 大正 | 1 | - | - | - | - | - | - | - | - | - |
| 昭和 | 2 | - | - | - | - | - | - | - | - | - |
| | 3 | - | - | - | - | - | - | - | - | - |
| | 4 | - | - | - | - | - | - | - | - | - |
| | 5 | - | - | - | - | - | - | - | - | - |
| 内地 | 14 | 2,381,149 | 634,973 | 1,577,537 | 22,187,098 | 5,917,090 | 11,668,361 | 83,857,515 | 22,362,004 | 4,906,536 |
| 大正 | 1 | 1,668,607 | 444,909 | 933,368 | 28,767,315 | 7,671,224 | 12,947,626 | 14,886,340 | 38,495,024 | 8,335,094 |
| 昭和 | 2 | 1,856,531 | 495,075 | 1,030,017 | 30,549,979 | 8,146,661 | 12,127,450 | 88,614,109 | 23,630,429 | 4,391,005 |
| | 3 | 3,334,065 | 889,084 | 1,691,742 | 22,575,503 | 6,020,134 | 10,221,106 | 96,039,763 | 25,077,270 | 4,877,414 |
| | 4 | 1,788,986 | 477,063 | 740,148 | 21,374,453 | 6,499,854 | 10,058,288 | 86,274,379 | 23,006,501 | 4,456,577 |
| | 5 | - | - | - | - | - | - | - | - | - |

獲物 (續)

| 類 | | | | | | | | | | | |
|------------|------------|-----------|------------|-----------|------------|-----------|---------|-----------|-------------|------------|-----------|
| フカサメ (鱈) | | | タビ (鱈) | | | クロダイ (黒鯛) | | | レンコダイ (連子鯛) | | |
| 数 | 量 | 價額 | 数 | 量 | 價額 | 数 | 量 | 價額 | 数 | 量 | 價額 |
| キログラム | 斤 | 円 | キログラム | 斤 | 円 | キログラム | 斤 | 円 | キログラム | 斤 | 円 |
| 5,038,875 | 1,362,700 | 668,153 | 3,900,611 | 1,040,163 | 2,002,933 | 519,533 | 138,542 | 168,603 | 1,535,756 | 607,535 | 305,621 |
| 6,845,351 | 1,825,687 | 910,865 | 3,614,074 | 963,753 | 1,871,354 | 822,379 | 219,301 | 265,941 | 927,836 | 247,423 | 253,350 |
| 6,552,716 | 1,717,391 | 830,749 | 3,751,770 | 1,002,072 | 1,873,624 | 1,484,434 | 395,849 | 445,159 | 987,908 | 263,442 | 295,616 |
| 7,237,144 | 1,929,905 | 978,826 | 3,632,173 | 915,246 | 1,707,339 | 1,916,628 | 510,514 | 482,389 | 880,930 | 234,910 | 241,279 |
| 7,977,776 | 2,127,407 | 1,058,974 | 3,738,375 | 996,900 | 1,731,118 | 1,768,661 | 471,643 | 515,017 | 478,523 | 127,606 | 149,822 |
| 7,877,254 | 2,100,601 | 934,866 | 4,278,311 | 1,140,883 | 1,859,930 | 1,344,675 | 358,580 | 383,409 | 998,048 | 266,146 | 204,059 |
| 3,246,064 | 5,410,107 | 576,315 | 731,365 | 1,218,947 | 277,537 | 53,152 | 88,586 | 13,514 | 6,068,939 | 10,114,899 | 839,368 |
| 3,471,768 | 5,786,280 | 563,161 | 653,195 | 1,088,659 | 301,570 | 85,899 | 143,165 | 50,697 | 6,123,722 | 10,216,204 | 1,463,150 |
| 3,515,998 | 5,859,996 | 625,356 | 791,806 | 1,319,677 | 372,034 | 40,238 | 67,064 | 10,622 | 4,458,528 | 7430,880 | 1,447,061 |
| 4,336,144 | 7,223,573 | 660,162 | 703,146 | 1,171,910 | 352,153 | 132,082 | 220,136 | 33,937 | 4,757,570 | 7,929,284 | 1,433,904 |
| 7,133,768 | 11,889,613 | 926,783 | 727,111 | 1,211,852 | 346,869 | 55,916 | 93,193 | 12,838 | 6,084,287 | 10,140,479 | 1,668,695 |
| 6,266,336 | 10,444,726 | 681,474 | 1,061,077 | 1,768,462 | 427,577 | 74,585 | 124,308 | 15,568 | 5,245,795 | 8,742,992 | 1,345,665 |
| 201,799 | 53,813 | 197 | - | - | - | - | - | - | - | - | - |
| 168,731 | 44,998 | 22,810 | 917,279 | 244,613 | 523,869 | - | - | - | - | - | - |
| 182,021 | 48,539 | 23,834 | 1,418,723 | 378,326 | 682,433 | - | - | - | - | - | - |
| 459,653 | 120,174 | 57,802 | 1,120,849 | 298,893 | 520,557 | - | - | - | - | - | - |
| 608,396 | 162,239 | 51,431 | 1,201,676 | 320,447 | 523,433 | - | - | - | - | - | - |
| 686,723 | 183,126 | 63,967 | 546,431 | 145,715 | 489,225 | - | - | - | - | - | - |
| 658,616 | 175,631 | 67,623 | 568,350 | 151,560 | 286,141 | - | - | - | - | - | - |
| 5,269 | 1,605 | 1,945 | - | - | - | - | - | - | - | - | - |
| 3,941 | 1,051 | 653 | - | - | - | - | - | - | - | - | - |
| 2,419 | 645 | 447 | - | - | - | - | - | - | - | - | - |
| 12,900 | 3,440 | 1,006 | - | - | - | - | - | - | - | - | - |
| 2,186 | 583 | 337 | - | - | - | - | - | - | - | - | - |
| 5,445 | 1,452 | 760 | - | - | - | - | - | - | - | - | - |
| 13,076,963 | 3,487,190 | 1,856,978 | 19,876,219 | 5,300,325 | 19,813,510 | 2,983,031 | 795,475 | 2,274,794 | - | - | - |
| 14,525,291 | 3,873,411 | 1,649,587 | 17,373,038 | 4,632,810 | 16,768,848 | 3,203,351 | 854,227 | 2,153,694 | - | - | - |
| 10,586,527 | 2,828,074 | 1,347,771 | 17,641,321 | 4,704,357 | 16,446,717 | 3,217,882 | 858,102 | 2,302,633 | - | - | - |
| 12,541,414 | 3,344,377 | 1,393,423 | 15,856,347 | 4,227,826 | 14,811,801 | 3,329,692 | 887,918 | 2,226,249 | - | - | - |
| 14,552,378 | 3,880,634 | 1,288,725 | 13,850,843 | 3,693,558 | 12,720,410 | 3,356,284 | 895,009 | 2,274,739 | - | - | - |

49 漁

| 期 | 年 | 魚 | | | | | | | | |
|---|-------|----------------------------|-----------|-----------|----------------------------------|-----------|-----------|---------------------------|-----------|-----------|
| | | コノシロ (鯷) | | | サケ (鮭) | | | マス (鱒) | | |
| | | 数 | 量 | 価額 | 数 | 量 | 価額 | 数 | 量 | 価額 |
| | 14 | 1,077,259 | 287,269 | 233,426 | 497,813 | 132,750 | 110,345 | 340,860 | 90,904 | 83,057 |
| | 昭和 1 | 1,223,704 | 326,321 | 316,260 | 362,978 | 96,794 | 128,072 | 1,510,571 | 402,819 | 150,361 |
| | 2 | 5,881,140 | 1,568,304 | 251,022 | 278,839 | 74,357 | 107,058 | 387,713 | 103,390 | 65,409 |
| | 3 | 5,746,481 | 1,532,395 | 331,895 | 144,596 | 38,559 | 48,698 | 1,995,908 | 532,242 | 255,633 |
| | 4 | 2,485,391 | 662,771 | 313,463 | 815,419 | 217,445 | 118,504 | 919,005 | 245,068 | 58,453 |
| | 5 | 2,602,556 | 694,015 | 320,087 | 1,107,788 | 295,410 | 146,794 | 755,520 | 201,472 | 107,822 |
| | 大正 14 | 箱(キ) 88,041 146,735 23,763 | | | 箱(マナガツノ) 27,908 466,563 86,921 | | | 箱(アヘイ) 30,896,603 144,572 | | |
| | 昭和 1 | 221,455 | 369,091 | 50,707 | 269,500 | 449,167 | 74,986 | 45,067,818 | 245,175 | |
| | 2 | 689,493 | 1,149,155 | 132,591 | 206,702 | 344,504 | 64,912 | 13,570,453 | 204,931 | |
| | 3 | 1,845,545 | 3,075,909 | 412,614 | 334,303 | 557,171 | 78,307 | 27,517,150 | 180,574 | |
| | 4 | 2,015,114 | 3,358,533 | 369,449 | 739,239 | 1,232,065 | 159,437 | 24,032,232 | 231,124 | |
| | 5 | 2,568,015 | 4,280,025 | 314,720 | 330,828 | 551,380 | 96,024 | | | |
| | 大正 14 | | | | 1,109,659 | 275,907 | 293,018 | 6,764,651 | 1,803,907 | 893,312 |
| | 昭和 1 | | | | 2,129,884 | 567,969 | 483,279 | 30,747,071 | 8,199,219 | 2,467,138 |
| | 2 | | | | 1,681,571 | 448,419 | 348,924 | 8,938,808 | 2,383,682 | 1,034,193 |
| | 3 | | | | 1,683,090 | 448,824 | 334,397 | 35,529,566 | 9,474,551 | 2,647,635 |
| | 4 | | | | 1,195,009 | 318,669 | 232,904 | 11,259,489 | 3,005,197 | 1,219,258 |
| | 5 | | | | 2,447,940 | 652,784 | 210,418 | 15,252,818 | 4,067,418 | 253,397 |
| | 大正 14 | 39,533 | 10,542 | 9,836 | 稚子魚(キ) 1,105,425 294,780 170,003 | | | | | |
| | 昭和 1 | 62,756 | 16,735 | 10,944 | 1,359,589 | 362,557 | 224,793 | | | |
| | 2 | 43,579 | 11,621 | 8,070 | 1,317,833 | 351,422 | 175,395 | | | |
| | 3 | 63,896 | 17,039 | 11,643 | 1,757,273 | 468,606 | 110,038 | | | |
| | 4 | 52,901 | 14,107 | 10,476 | 2,221,654 | 592,441 | 120,070 | | | |
| | 5 | 50,678 | 13,514 | 8,462 | 1,331,644 | 355,105 | 78,216 | | | |
| | 大正 14 | 2,843,550 | 758,280 | 1,022,720 | 13,719,394 | 3,658,505 | 5,498,398 | 12,630,210 | 3,368,956 | 2,704,859 |
| | 昭和 1 | 3,974,644 | 1,059,705 | 1,069,543 | 14,899,717 | 3,973,258 | 5,192,608 | 17,243,580 | 4,598,288 | 3,006,969 |
| | 2 | 3,537,645 | 943,372 | 1,048,116 | 12,487,433 | 3,329,982 | 4,464,076 | 12,846,060 | 3,425,616 | 2,370,230 |
| | 3 | 3,785,704 | 1,009,521 | 1,053,353 | 7,548,592 | 2,012,958 | 3,160,793 | 12,410,981 | 3,309,595 | 2,361,160 |
| | 4 | 5,782,931 | 1,542,115 | 1,439,878 | 12,290,333 | 3,277,422 | 4,299,148 | 36,660,004 | 9,776,001 | 5,666,029 |

獲物 (續)

| 期 | 年 | 類 | | | | | | | | | | | | | | | | |
|---|-------|-----------|---------|-----------|-------------|---------|---------|---------|--------|--------|-----------|---------|-----------|-----------|---------|-----------|--|--|
| | | ア ヌ (鮎) | | | ワカサギ、チカ(公魚) | | | コ ヒ (鱈) | | | ウ ナギ (鱖) | | | | | | | |
| | | 数 | 量 | 価額 | 数 | 量 | 価額 | 数 | 量 | 価額 | 数 | 量 | 価額 | | | | | |
| | 14 | 68,303 | 18,214 | 55,700 | | | | | | | | | | | | | | |
| | 昭和 1 | 87,821 | 23,419 | 61,161 | | | | | | | | 274,836 | 78,623 | 156,275 | | | | |
| | 2 | 123,131 | 32,835 | 78,520 | 23,288 | 6,210 | 4,776 | | | | | 236,633 | 63,102 | 122,784 | | | | |
| | 3 | 105,308 | 28,082 | 61,564 | 23,625 | 6,300 | 4,860 | 57,594 | 18,025 | 29,581 | | 348,484 | 92,929 | 145,427 | | | | |
| | 4 | 84,259 | 22,469 | 52,135 | 103,688 | 27,650 | 6,090 | 64,598 | 17,226 | 28,629 | | 378,225 | 100,860 | 171,640 | | | | |
| | 5 | 129,038 | 34,402 | 56,150 | 38,044 | 10,145 | 5,070 | 206,498 | 55,066 | 45,671 | | 375,656 | 100,175 | 193,299 | | | | |
| | 大正 14 | 11,879 | 19,799 | 15,761 | | | | | | | 85,162 | 141,936 | 31,952 | 29,257 | 48,762 | 34,518 | | |
| | 昭和 1 | 11,945 | 19,909 | 15,943 | | | | | | | 71,662 | 119,436 | 31,992 | 42,830 | 71,383 | 44,278 | | |
| | 2 | 38,851 | 64,752 | 31,403 | | | | | | | 72,872 | 121,453 | 30,929 | 46,553 | 77,588 | 47,283 | | |
| | 3 | 27,985 | 46,641 | 31,786 | | | | | | | 82,637 | 137,728 | 33,066 | 43,808 | 73,014 | 45,013 | | |
| | 4 | 26,786 | 44,644 | 28,531 | | | | | | | 86,332 | 143,886 | 33,446 | 43,792 | 72,986 | 45,989 | | |
| | 5 | 10,457 | 17,429 | 13,916 | | | | | | | 90,899 | 151,498 | 28,858 | 48,160 | 80,266 | 46,131 | | |
| | 大正 14 | | | | | | | | | | | | | | | | | |
| | 昭和 1 | | | | 623,723 | 166,326 | 6,101 | | | | | | | | | | | |
| | 2 | | | | | | | | | | | | | | | | | |
| | 3 | | | | | | | | | | | | | | | | | |
| | 4 | | | | | | | | | | | | | | | | | |
| | 5 | | | | | | | | | | | | | | | | | |
| | 大正 14 | 2,421,529 | 645,741 | 321,250 | | | | | | | 1,709,610 | 455,896 | 1,432,608 | 3,241,264 | 864,337 | 3,890,032 | | |
| | 昭和 1 | 2,429,782 | 647,922 | 329,435 | 1,398,169 | 372,845 | 245,305 | | | | 1,322,752 | 352,734 | 967,743 | 3,098,779 | 826,341 | 3,470,637 | | |
| | 2 | 2,377,601 | 34,027 | 2,730,204 | 1,428,525 | 380,940 | 238,227 | | | | 1,179,019 | 314,405 | 839,541 | 3,105,412 | 828,110 | 3,346,555 | | |
| | 3 | 2,897,599 | 772,693 | 3,512,112 | 1,668,607 | 444,962 | 287,626 | | | | 1,254,810 | 334,616 | 893,805 | 3,172,024 | 845,873 | 3,448,454 | | |
| | 4 | 3,004,417 | 801,178 | 3,348,614 | 2,781,337 | 741,690 | 320,097 | | | | 1,246,369 | 332,365 | 833,033 | 3,039,649 | 810,573 | 3,361,821 | | |

49 漁

| 期 | 年 | | | | 具 | | | | | | | | |
|------|----|-------------|------------|------------|-------------|------------|------------|-----------|-----------|-----------|----|--|--|
| | | 共 | | 他 | 魚 | | | アワビ(鮑) | | | | | |
| | | 数 | 量 | | 價額 | 数 | 量 | 價額 | 数 | 量 | 價額 | | |
| 大正 | 14 | | | 14,281,938 | | 2,379,473 | 1,533,641 | 408,971 | 523,154 | | | | |
| 昭和 | 1 | | | 14,538,779 | | 2,576,787 | 1,510,744 | 402,865 | 514,894 | | | | |
| | 2 | | | 15,449,095 | | 2,471,679 | 1,539,375 | 410,500 | 524,467 | | | | |
| | 3 | | | 15,806,879 | | 2,919,034 | 2,097,169 | 559,245 | 780,880 | | | | |
| | 4 | | | 16,756,713 | | 2,781,854 | 1,977,701 | 527,387 | 620,704 | | | | |
| | 5 | | | 15,443,584 | | 2,251,709 | 1,241,198 | 330,985 | 362,197 | | | | |
| 臺灣 | | | | | | | | | | | | | |
| 大正 | 14 | 5,118,257 | 8,530,428 | 1,303,843 | | 995,264 | (イサナ) | | 970,248 | | | | |
| 昭和 | 1 | 4,737,932 | 7,896,554 | 1,176,658 | | 374,571 | | | 350,000 | | | | |
| | 2 | 7,072,653 | 11,787,755 | 1,790,373 | | 191,477 | | | 167,282 | | | | |
| | 3 | 8,060,000 | 13,433,335 | 2,152,235 | | 837,275 | | | 809,073 | | | | |
| | 4 | 13,928,695 | 23,214,492 | 2,826,900 | | 1,078,564 | | | 1,043,824 | | | | |
| | 5 | | | 2,879,328 | | | | | | | | | |
| 樺太 | | | | | | | | | | | | | |
| 大正 | 14 | | | 2,008,086 | | 107,845 | | | | | | | |
| 昭和 | 1 | | | 887,532 | | 40,520 | | | | | | | |
| | 2 | | | 746,479 | | 74,337 | | | | | | | |
| | 3 | | | 841,795 | | 109,270 | | | | | | | |
| | 4 | | | 839,666 | | 100,047 | | | | | | | |
| | 5 | 7,178,541 | 1,914,278 | 10,469 | 7,053,166 | 1,880,844 | 158,684 | | | | | | |
| 關東州 | | | | | | | | | | | | | |
| 大正 | 14 | | | 124,938 | | 165,210 | 18,101 | 4,827 | 11,395 | | | | |
| 昭和 | 1 | | | 202,156 | | 217,421 | 25,425 | 6,780 | 10,558 | | | | |
| | 2 | | | 183,554 | | 235,546 | 19,928 | 5,314 | 14,014 | | | | |
| | 3 | | | 178,930 | | 185,177 | 17,243 | 4,598 | 8,800 | | | | |
| | 4 | | | 314,237 | | 37,718 | 15,214 | 4,057 | 9,249 | | | | |
| | 5 | | | | | 72,343 | 17,021 | 4,539 | 12,893 | | | | |
| 南洋羣島 | | | | | | | | | | | | | |
| 大正 | 14 | 157,958 | 42,122 | 44,455 | | 94,193 | | | | | | | |
| 昭和 | 1 | 181,260 | 49,336 | 48,772 | | 85,871 | | | | | | | |
| | 2 | 187,264 | 49,937 | 54,200 | | 45,832 | | | | | | | |
| | 3 | 182,914 | 48,777 | 53,903 | | 91,144 | | | | | | | |
| | 4 | 132,116 | 35,231 | 35,377 | | 103,857 | | | | | | | |
| | 5 | 181,189 | 48,317 | 57,267 | | 56,752 | | | | | | | |
| 内地 | | | | | | | | | | | | | |
| 大正 | 14 | | | 32,299,399 | | 12,655,993 | 4,794,026 | 1,278,407 | 2,967,622 | | | | |
| 昭和 | 1 | 125,539,110 | 33,477,096 | 28,085,334 | 129,120,630 | 34,432,168 | 11,823,956 | 5,189,806 | 1,650,615 | 3,516,949 | | | |
| | 2 | 133,190,756 | 35,517,535 | 29,387,571 | 130,218,274 | 34,724,873 | 11,001,444 | 6,280,924 | 1,674,913 | 3,415,208 | | | |
| | 3 | 137,979,619 | 36,794,565 | 30,105,175 | 143,983,875 | 38,395,700 | 12,112,616 | 6,579,079 | 1,754,421 | 3,781,585 | | | |
| | 4 | 141,173,726 | 37,646,327 | 29,619,131 | 138,828,150 | 37,020,840 | 10,491,958 | 5,667,724 | 1,511,393 | 2,957,793 | | | |
| | 5 | | | | | | | | | | | | |

獲物 (續)

| カ | キ(牡蠣) | 類 | | | | | | | | | | |
|------------|-----------|---------|-----------|-----------|---------|-----------|-----------|---------|-----------|---------|---------|--|
| | | ハマグリ(蛤) | | サザエ(蝶螺) | | トリガヒ(鳥貝) | | | | | | |
| | | 数 | 價額 | 数 | 價額 | 数 | 價額 | | | | | |
| 1,959,604 | 522,561 | 322,304 | 819,581 | 218,555 | 92,309 | 1,168,358 | 311,562 | 102,822 | | | | |
| 2,524,170 | 673,112 | 598,998 | 693,244 | 184,865 | 83,606 | 592,380 | 157,968 | 66,653 | | | | |
| 2,194,403 | 585,174 | 663,535 | 1,030,444 | 274,785 | 89,387 | 808,065 | 215,484 | 66,386 | 1,481 | 395 | 85 | |
| 2,143,474 | 571,593 | 365,084 | 922,031 | 245,875 | 85,700 | 831,154 | 221,641 | 62,746 | 57,120 | 152,344 | 12,442 | |
| 2,114,306 | 563,815 | 369,568 | 888,266 | 236,871 | 78,411 | 798,274 | 212,873 | 51,507 | 1,198,984 | 319,729 | 23,820 | |
| 17,889,443 | 4,770,518 | 532,474 | 19,02,476 | 507,327 | 109,904 | 2,272,439 | 611,317 | 70,620 | 64,838 | 17,270 | 1,805 | |
| | | | | 39,517 | 65,861 | 9,708 | | | | | | |
| | | | | 126,183 | 210,305 | 13,744 | | | | | | |
| | | | | 63,790 | 106,316 | 12,918 | | | | | | |
| | | | | 60,125 | 100,209 | 13,178 | | | | | | |
| | | | | 128,967 | 214,945 | 16,345 | | | | | | |
| | | | | | | | | | | | | |
| | | | | | | | | | | | | |
| | | | | | | | | | | | | |
| | | | | | | | | | | | | |
| | | | | | | | | | | | | |
| 350,599 | 93,493 | 48,985 | | | | | | | | | | |
| 525,911 | 140,243 | 47,263 | | | | | | | | | | |
| 250,909 | 66,909 | 46,679 | | | | | | | | | | |
| 253,838 | 67,690 | 49,238 | | | | | | | | | | |
| 134,648 | 35,906 | 23,469 | | | | | | | | | | |
| 399,128 | 106,434 | 59,450 | | | | | | | | | | |
| | | | | | | | | | | | | |
| | | | | | | | | | | | | |
| | | | | | | | | | | | | |
| | | | | | | | | | | | | |
| | | | | | | | | | | | | |
| | | | | | | | | | | | | |
| | | | | | | | | | | | | |
| | | | | | | | | | | | | |
| | | | | | | | | | | | | |
| 7,026,229 | 1,873,661 | 583,926 | 6,036,818 | 1,609,818 | 574,730 | 5,832,229 | 1,555,261 | 643,090 | 3,232,631 | 862,035 | 307,521 | |
| 11,514,210 | 3,070,456 | 576,940 | 7,005,737 | 1,868,197 | 611,820 | 6,191,576 | 1,651,087 | 551,519 | 2,995,819 | 798,885 | 233,376 | |
| 11,785,346 | 3,134,757 | 617,082 | 6,988,466 | 1,863,591 | 605,105 | 5,831,453 | 1,555,054 | 566,227 | 2,475,105 | 660,028 | 218,974 | |
| 9,763,402 | 2,603,574 | 523,407 | 6,229,324 | 1,661,153 | 556,537 | 6,456,097 | 1,721,076 | 583,967 | 2,607,120 | 695,232 | 214,554 | |
| 12,087,758 | 3,223,402 | 475,455 | 5,097,52 | 1,359,340 | 445,679 | 8,188,505 | 2,170,268 | 714,081 | 1,647,506 | 439,335 | 166,245 | |
| | | | | | | | | | | | | |

デジタルデータセンター
J.P.R. Co., Ltd.

49 漁

| | | 具 | | | | | | | | |
|------|----|-----------|-----------|---------|-------------|-----------|-----------|------------|-----------|---------|
| | | アカガヒ (赤貝) | | | ホクキガヒ (北寄貝) | | | アサリ (網) | | |
| | | 数 | 量 | 価額 | 数 | 量 | 価額 | 数 | 量 | 価額 |
| | | | | | | | | | | |
| 朝鮮 | | | | | | | | | | |
| 大正 | 14 | | | 337,058 | 89,882 | 22,394 | 1,905,971 | 508,259 | 196,372 | |
| 昭和 | 1 | | | 82,616 | 22,031 | 8,108 | 2,602,766 | 694,071 | 243,754 | |
| " | 2 | | | 86,858 | 23,162 | 11,787 | 2,535,724 | 676,193 | 223,374 | |
| " | 3 | | | 534,159 | 142,442 | 27,058 | 4,836,499 | 1,289,733 | 297,901 | |
| " | 4 | | | 642,660 | 171,376 | 11,722 | 4,192,703 | 1,118,054 | 298,942 | |
| " | 5 | | | 86,456 | 23,055 | 8,542 | 4,103,734 | 1,094,327 | 325,145 | |
| 臺灣 | | | | | | | | | | |
| 大正 | 14 | | | | | | | | | |
| 昭和 | 1 | | | | | | | | | |
| " | 2 | | | | | | | | | |
| " | 3 | | | | | | | | | |
| " | 4 | | | | | | | | | |
| " | 5 | | | | | | | | | |
| 津太 | | | | | | | | | | |
| 大正 | 14 | | | | | | | | | |
| 昭和 | 1 | | | | | | | | | |
| " | 2 | | | | | | | | | |
| " | 3 | | | | | | | | | |
| " | 4 | | | | | | | | | |
| " | 5 | | | | | | | | | |
| 關東州 | | | | | | | | | | |
| 大正 | 14 | | | | | | | | | |
| 昭和 | 1 | | | | | | | | | |
| " | 2 | | | | | | | | | |
| " | 3 | | | | | | | | | |
| " | 4 | | | | | | | | | |
| " | 5 | | | | | | | | | |
| 南洋羣島 | | | | | | | | | | |
| 大正 | 14 | | | | | | | | | |
| 昭和 | 1 | | | | | | | | | |
| " | 2 | | | | | | | | | |
| " | 3 | | | 3,000 | 30,000 | | | | | |
| " | 4 | 3,681 | | 36,810 | | | | | | |
| " | 5 | | | | | | | | | |
| 内地 | | | | | | | | | | |
| 大正 | 14 | 3,159,318 | 842,218 | 372,639 | 2,374,875 | 633,300 | 304,740 | 19,376,828 | 5,167,154 | 990,787 |
| 昭和 | 1 | 2,426,396 | 647,039 | 441,519 | 3,990,424 | 1,064,113 | 448,628 | 12,823,777 | 3,419,674 | 593,766 |
| " | 2 | 3,432,368 | 915,298 | 637,917 | 3,945,735 | 1,052,196 | 301,836 | 18,173,351 | 4,846,227 | 695,226 |
| " | 3 | 5,476,166 | 1,460,311 | 604,036 | 4,739,651 | 1,263,907 | 390,452 | 17,871,878 | 4,765,834 | 721,123 |
| " | 4 | 6,967,278 | 1,857,940 | 606,297 | 4,137,821 | 1,903,419 | 393,693 | 15,868,042 | 4,231,478 | 625,913 |
| " | 5 | | | | | | | | | |

獲物 (積)

| 類 | | | 共 | | | | | |
|---|---|------------|------------|-----------|-------------|-------------|------------|-------------|
| 数 | 量 | 価額 | 總數 | | | イカ (烏賊) | | |
| | | | 数 | 量 | 価額 | 数 | 量 | 価額 |
| | | | | | | | | |
| | | 1,120,118 | | | 3,988,559 | 4,657,216 | 1,252,591 | 491,421 |
| | | 1,060,774 | | | 3,792,167 | 1,612,793 | 430,076 | 309,578 |
| | | 866,658 | | | 4,539,585 | 1,454,846 | 387,959 | 238,879 |
| | | 1,006,279 | | | 4,735,371 | 1,875,083 | 500,022 | 300,495 |
| | | 1,427,100 | | | 4,200,168 | 1,701,120 | 453,632 | 310,563 |
| | | 841,022 | | | 4,645,660 | 2,036,423 | 543,046 | 268,375 |
| | | | | | | | | |
| | | 15,305 | | | 296,682 | 147,019 | 245,031 | 59,439 |
| | | 10,827 | | | 866,121 | 413,466 | 689,110 | 117,068 |
| | | 11,277 | | | 569,993 | 220,020 | 366,700 | 87,148 |
| | | 15,024 | | | 542,867 | 317,453 | 529,058 | 119,783 |
| | | 18,820 | | | 570,809 | 521,903 | 859,839 | 201,235 |
| | | | | | | | | |
| | | 107,845 | | | 219,069 | | | |
| | | 40,520 | | | 621,562 | | | |
| | | 74,337 | | | 1,040,046 | | | |
| | | 107,270 | | | 158,971 | | | |
| | | 102,947 | | | 1,310,395 | | | |
| | | | 2,851,035 | 760,276 | 459,991 | | | |
| | | | | | | | | |
| | | 104,830 | | | 82,634 | 68,509 | 18,269 | 10,851 |
| | | 159,600 | | | 77,851 | 76,271 | 20,339 | 14,371 |
| | | 174,853 | | | 225,032 | 248,614 | 66,297 | 46,056 |
| | | 128,136 | | | 274,832 | 327,911 | 87,443 | 41,952 |
| | | | | | 286,245 | 197,820 | 52,752 | 37,429 |
| | | | | | 362,184 | 248,438 | 66,250 | 24,045 |
| | | | | | | | | |
| | | 94,193 | | | 16,830 | | | |
| | | 85,871 | | | 25,617 | | | |
| | | 45,832 | | | 50,515 | | | |
| | | 61,144 | | | 21,944 | | | |
| | | 67,047 | | | 23,370 | | | |
| | | 56,752 | | | 40,895 | | | |
| | | | | | | | | |
| | | 5,910,938 | | | 39,637,293 | 203,425,196 | 54,246,719 | 21,907,295 |
| | | 75,982,883 | 20,262,102 | 4,849,439 | 175,558,856 | 46,815,695 | 30,580,709 | 115,543,151 |
| | | 71,335,526 | 19,022,807 | 4,043,869 | 173,023,260 | 46,139,536 | 30,232,065 | 110,687,003 |
| | | 84,261,158 | 22,469,642 | 4,736,908 | 134,763,339 | 35,936,890 | 28,930,761 | 65,209,763 |
| | | 76,215,994 | 20,324,265 | 4,106,802 | 149,307,938 | 59,815,450 | 29,311,656 | 76,918,785 |

49 漁

| 期 | 年 | 類 | | | | | |
|------|-----|----------------|-------------|------------|--------------|---------|---------|
| | | コ シ ョ ン プ (昆布) | | | ア マ ノ リ (紫菜) | | |
| | | 数 | 量 | 價 額 | 数 | 量 | 價 額 |
| 朝鮮 | 14年 | 42,188 | 11,250 | 5,470 | | | |
| 大正 | 1 | 134,254 | 35,901 | 10,187 | | | |
| 昭和 | 2 | 534,039 | 142,410 | 6,025 | | | |
| | 3 | 382,575 | 102,100 | 7,355 | | | |
| | 4 | 837,026 | 223,207 | 8,305 | | | |
| | 5 | 582,060 | 155,216 | 7,908 | | | |
| 臺灣 | 14年 | | | | 18,034 | 30,056 | 5,503 |
| 大正 | 1 | | | | 8,831 | 14,719 | 3,961 |
| 昭和 | 2 | | | | 16,659 | 27,765 | 5,998 |
| | 3 | | | | 12,078 | 20,130 | 3,619 |
| | 4 | | | | 12,957 | 21,595 | 6,503 |
| | 5 | | | | | | |
| 樺太 | 14年 | 20,100,244 | 5,360,065 | 1,143,586 | | | |
| 大正 | 1 | 17,807,569 | 4,748,685 | 583,539 | | | |
| 昭和 | 2 | 9,924,188 | 2,646,450 | 355,573 | | | |
| | 3 | 17,673,469 | 4,712,925 | 778,879 | | | |
| | 4 | 14,195,931 | 3,785,595 | 642,398 | | | |
| | 5 | 3,788,404 | 1,010,241 | 745,248 | | | |
| 關東 | 14年 | | | | | | |
| 大正 | 1 | | | | | | |
| 昭和 | 2 | | | | | | |
| | 3 | | | | | | |
| | 4 | | | | | | |
| | 5 | | | | | | |
| 南洋羣島 | 14年 | | | | | | |
| 大正 | 1 | | | | | | |
| 昭和 | 2 | | | | | | |
| | 3 | | | | | | |
| | 4 | | | | | | |
| | 5 | | | | | | |
| 内地 | 14年 | 197,425,016 | 52,646,571 | 4,437,157 | 1,551,548 | 413,746 | 518,359 |
| 大正 | 1 | 170,879,239 | 45,567,797 | 3,941,466 | 1,973,419 | 526,245 | 646,300 |
| 昭和 | 2 | 737,644,631 | 196,705,235 | 14,034,046 | 2,966,846 | 791,159 | 796,342 |
| | 3 | 221,416,823 | 59,044,486 | 4,263,073 | 2,309,925 | 615,980 | 770,541 |
| | 4 | 209,125,748 | 59,766,866 | 4,157,334 | 1,884,491 | 502,531 | 671,443 |
| | 5 | | | | | | |

獲 物 (續)

| 期 | 年 | 類 | | | | | | | | |
|---|---|---------------|-----------|-----------|------------|-----------|-----------|-------------|------------|-----------|
| | | テ ン グ サ (石花菜) | | | フ ノ リ (海藻) | | | 其 他 | | |
| | | 数 | 量 | 價 額 | 数 | 量 | 價 額 | 数 | 量 | 價 額 |
| | | キログラム | 斤 | 円 | キログラム | 斤 | 円 | キログラム | 斤 | 円 |
| | | | | | | | | | | |
| | | 4,334,243 | 1,155,798 | 668,472 | 5,798,906 | 1,546,375 | 879,259 | | | 937,652 |
| | | 3,869,081 | 1,031,755 | 572,676 | 4,155,465 | 1,108,124 | 936,866 | | | 691,337 |
| | | 4,132,909 | 1,102,109 | 472,626 | 6,623,580 | 1,766,288 | 717,587 | | | 2,835,568 |
| | | 4,789,474 | 1,277,193 | 576,844 | 7,734,116 | 2,062,431 | 911,299 | | | 741,331 |
| | | 10,926,863 | 2,913,830 | 462,284 | 3,610,046 | 962,679 | 571,020 | | | 1,002,701 |
| | | 9,260,561 | 2,469,483 | 288,371 | 6,238,249 | 1,663,533 | 693,890 | | | 1,190,241 |
| | | | | | | | | | | |
| | | 144,073 | 240,122 | 41,937 | | | | | | 63,084 |
| | | 123,131 | 205,218 | 38,492 | | | | | | 192 |
| | | 107,499 | 179,165 | 26,964 | | | | 51,054 | 85,090 | 2,138 |
| | | 82,530 | 137,550 | 24,395 | | | | 55,976 | 93,294 | 1,618 |
| | | 134,814 | 224,690 | 56,027 | | | | 62,284 | 103,807 | 2,748 |
| | | | | | | | | | | |
| | | | | | | | | 1,185,743 | 316,198 | 61,490 |
| | | | | | | | | | | |
| | | | | | | | | 209,471 | 55,859 | 31,964 |
| | | | | | | | | 102,765 | 27,404 | 22,283 |
| | | | | | | | | 91,849 | 24,493 | 21,461 |
| | | | | | | | | 491,700 | 131,120 | 120,384 |
| | | | | | | | | 1,556,876 | 415,167 | 114,744 |
| | | | | | | | | | | |
| | | | | | | | | | | |
| | | 6,296,963 | 1,679,190 | 2,092,504 | 2,788,680 | 743,648 | 938,835 | | | 2,528,242 |
| | | 7,874,171 | 2,099,779 | 1,987,081 | 4,191,731 | 1,117,795 | 1,017,275 | 175,767,971 | 46,871,439 | 2,541,495 |
| | | 6,764,850 | 1,803,960 | 1,761,076 | 4,257,308 | 1,135,282 | 856,401 | 180,322,609 | 48,086,029 | 3,315,141 |
| | | 8,463,885 | 2,257,036 | 2,351,911 | 3,436,417 | 916,378 | 872,614 | 121,450,039 | 32,386,677 | 2,211,760 |
| | | 8,708,025 | 2,322,140 | 2,322,630 | 3,272,490 | 872,664 | 843,807 | 111,799,673 | 29,813,246 | 2,125,283 |

50 水 産

| | 総 價 額 | 節 類 | | | | | |
|---------|-------|-------------|-----------|-----------|------------|---------|---------|
| | | カツラブシ(鱈 節) | | | マグロブシ(鮪 節) | | |
| | | 数 | 量 | 價 額 | 数 | 量 | 價 額 |
| | PI | キログラム | 斤 | 円 | キログラム | 斤 | 円 |
| 鮮 年 | | | | | | | |
| 昭 和 | 2 | 40,290,184 | 375 | 100 | 250 | — | — |
| ▾ | 3 | 44,895,136 | — | — | — | — | — |
| ▾ | 4 | 44,815,976 | — | — | — | — | — |
| ▾ | 5 | 30,389,231 | — | — | — | — | — |
| 臺 東 | | | | | | | |
| 昭 和 | 2 | 2,505,311 | 944,310 | 251,516 | 1,354,233 | 6,263 | 1,670 |
| ▾ | 3 | 2,708,418 | 1,266,609 | 337,762 | 1,541,670 | 6,311 | 1,683 |
| ▾ | 4 | 2,775,420 | 1,046,711 | 279,123 | 1,464,137 | 32,704 | 8,721 |
| ▾ | 5 | 1,793,273 | 651,916 | 176,511 | 662,862 | 6,068 | 1,618 |
| 樺 太 | | | | | | | |
| 昭 和 | 2 | 15,206,721 | — | — | — | — | — |
| ▾ | 3 | 19,735,540 | — | — | — | — | — |
| ▾ | 4 | 20,340,617 | — | — | — | — | — |
| ▾ | 5 | 13,090,920 | — | — | — | — | — |
| 關 東 州 | | | | | | | |
| 昭 和 | 2 | 1,013,199 | — | — | — | — | — |
| ▾ | 3 | 1,241,924 | — | — | — | — | — |
| ▾ | 4 | 1,334,274 | — | — | — | — | — |
| ▾ | 5 | 1,339,574 | — | — | — | — | — |
| 南 洋 群 島 | | | | | | | |
| 昭 和 | 2 | 40,940 | 4,751 | 1,267 | 12,445 | 6,169 | 1,645 |
| ▾ | 3 | 111,425 | 18,893 | 5,038 | 37,805 | 28,219 | 7,525 |
| ▾ | 4 | 220,212 | 104,310 | 27,816 | 139,123 | 33,735 | 8,996 |
| ▾ | 5 | 484,547 | 282,825 | 75,420 | 434,743 | 22,954 | 6,121 |
| 内 地 | | | | | | | |
| 昭 和 | 2 | 183,084,085 | 8,541,799 | 2,277,813 | 19,446,527 | 652,377 | 176,634 |
| ▾ | 3 | 183,944,096 | 9,287,265 | 2,476,604 | 20,837,698 | 565,241 | 150,731 |
| ▾ | 4 | 187,498,221 | 8,837,111 | 2,356,563 | 18,564,957 | 594,577 | 158,554 |
| ▾ | 5 | — | — | — | — | — | — |

製 造 物

| 糸 乾 | | | | | | | | | | | |
|------------|-----------|------------|-----------------|---------|---------|---------------------|-----------|-----------|---------------|-----------|-----------|
| ス ル メ (鰯) | | | フ カ ノ ヒ レ (鱈 鱈) | | | ミ ガ キ ニ シ ン (身 缺 鰯) | | | カ ツ ノ コ (鰹 鱈) | | |
| 数 | 量 | 價 額 | 数 | 量 | 價 額 | 数 | 量 | 價 額 | 数 | 量 | 價 額 |
| キログラム | 斤 | 円 | キログラム | 斤 | 円 | キログラム | 斤 | 円 | キログラム | 斤 | 円 |
| 7,403 | 1,974 | 5,772 | 6,769 | 1,805 | 10,565 | 49,170 | 13,112 | 26,221 | — | — | — |
| 64,579 | 17,221 | 48,317 | 65,456 | 17,455 | 91,423 | 158,531 | 42,275 | 76,095 | — | — | — |
| 70,039 | 18,677 | 42,593 | 63,998 | 17,066 | 88,762 | 93,750 | 25,000 | 55,000 | — | — | — |
| 181,856 | 48,495 | 103,263 | 52,278 | 13,946 | 57,627 | 483,750 | 127,000 | 135,000 | — | — | — |
| — | — | — | — | 斤 | — | — | — | — | — | — | — |
| — | — | — | 40,840 | 68,056 | 115,630 | — | — | — | — | — | — |
| — | — | — | 51,017 | 83,028 | 130,140 | — | — | — | — | — | — |
| — | — | — | 87,556 | 145,927 | 212,020 | — | — | — | — | — | — |
| 6,372 | 10,620 | 8,506 | 95,849 | 159,748 | 217,708 | — | — | — | — | — | — |
| 69,356 | 18,495 | 27,475 | 10,350 | 2,760 | 5,807 | 1,173,915 | 313,044 | 226,941 | 1,116,990 | 297,864 | 480,085 |
| 7,275 | 1,940 | 5,108 | 3,675 | 980 | -1,817 | 1,998,506 | 532,935 | 501,049 | 2,219,025 | 591,740 | 1,089,940 |
| — | — | — | 8,962 | — | 1,928 | — | — | 771,459 | 2,424,619 | 646,565 | 1,440,675 |
| 64,200 | 17,120 | 20,916 | 960 | 250 | 279 | 3,575,934 | 980,249 | 487,561 | 2,395,847 | 638,893 | 950,221 |
| — | — | — | 3,915 | 1,044 | 6,917 | — | — | — | — | — | — |
| — | — | — | 1,594 | 425 | 2,253 | — | — | — | — | — | — |
| — | — | — | 2,906 | 775 | 3,776 | — | — | — | — | — | — |
| — | — | — | 3,183 | 849 | 3,245 | — | — | — | — | — | — |
| — | — | — | — | 斤 | — | — | — | — | — | — | — |
| — | — | — | 128 | 34 | 190 | — | — | — | — | — | — |
| — | — | — | 287 | 77 | 415 | — | — | — | — | — | — |
| — | — | — | 203 | 54 | 190 | — | — | — | — | — | — |
| — | — | — | 668 | 178 | 530 | — | — | — | — | — | — |
| 28,885,403 | 7,702,774 | 14,486,336 | 580,928 | 154,914 | 552,387 | 15,933,926 | 4,247,047 | 4,148,156 | 3,995,344 | 1,065,425 | 2,096,911 |
| 12,400,774 | 3,306,873 | 8,885,012 | 778,705 | 207,708 | 706,543 | 11,995,387 | 3,198,770 | 3,632,277 | 3,811,987 | 1,016,530 | 2,231,987 |
| 15,016,688 | 4,004,450 | 10,558,999 | 778,189 | 207,517 | 621,442 | 13,449,450 | 3,586,520 | 4,168,902 | 3,277,875 | 874,100 | 1,919,923 |
| — | — | — | — | — | — | — | — | — | — | — | — |
| — | — | — | — | — | — | — | — | — | — | — | — |

50 水 産

| | 類 | | | | | | 種 | | | | | |
|--------|-----------|---------|---------|-----------|-----------|-----------|------------|-----------|-----------|---|---|----|
| | ゴマメ(田作) | | | タラ(鱈) | | | イワシ(真鱈) | | | | | |
| | 数 | 量 | 価額 | 数 | 量 | 価額 | 数 | 量 | 価額 | 数 | 量 | 価額 |
| 朝鮮 | | | | | | | | | | | | |
| 昭和 2 年 | | | | 363,218 | 96,853 | 147,751 | 7,313 | 1,950 | 3,070 | | | |
| 3 | | | | 401,426 | 107,047 | 148,667 | 28,723 | 7,660 | 14,004 | | | |
| 4 | | | | 580,511 | 154,802 | 205,809 | 96,000 | 25,600 | 2,004 | | | |
| 5 | | | | 1,400,809 | 373,549 | 209,709 | | | | | | |
| 臺灣 | | | | | | | | | | | | |
| 昭和 2 | | | | | | | | | | | | |
| 3 | | | | | | | | | | | | |
| 4 | | | | | | | | | | | | |
| 5 | | | | | | | | | | | | |
| 樺太 | | | | | | | | | | | | |
| 昭和 2 | | | | 2,526,375 | 673,700 | 1,025,885 | | | | | | |
| 3 | | | | 2,322,075 | 619,220 | 922,489 | | | | | | |
| 4 | | | | 1,911,150 | 509,640 | 799,565 | | | | | | |
| 5 | | | | 2,036,925 | 543,180 | 617,679 | | | | | | |
| 關東州 | | | | | | | | | | | | |
| 昭和 2 | | | | 2,775,911 | 740,243 | 485,734 | 10,230 | 2,728 | 4,869 | | | |
| 3 | | | | 3,023,261 | 806,203 | 555,680 | 80,198 | 21,386 | 13,070 | | | |
| 4 | | | | 4,193,918 | 1,118,378 | 609,184 | 109,714 | 29,257 | 11,980 | | | |
| 5 | | | | 2,510,006 | 669,335 | 452,824 | 50,006 | 13,335 | 8,695 | | | |
| 南洋群島 | | | | | | | | | | | | |
| 昭和 2 | | | | | | | | | | | | |
| 3 | | | | | | | | | | | | |
| 4 | | | | | | | | | | | | |
| 5 | | | | | | | | | | | | |
| 内地 | | | | | | | | | | | | |
| 昭和 2 | 832,016 | 221,871 | 472,319 | 5,653,556 | 1,507,615 | 1,435,032 | 17,154,998 | 4,574,666 | 3,955,981 | | | |
| 3 | 1,141,324 | 304,353 | 636,430 | 6,962,659 | 1,856,709 | 1,599,604 | 25,524,281 | 6,806,475 | 5,009,694 | | | |
| 4 | 909,285 | 242,476 | 460,190 | 7,210,301 | 1,922,747 | 1,815,866 | 30,392,378 | 8,104,634 | 5,115,393 | | | |
| 5 | | | | | | | | | | | | |

製 造 物 (續)

| | 乾 類 | | | | | | | | | | | |
|--------|-----------|---------|---------|-----------|---------|-----------|-----------|---------|---------|-----------|-----------|-----------|
| | サバ(鮭) | | | アザ(鱈) | | | トビウオ(文魚) | | | タラ(鱈) | | |
| | 数 | 量 | 価額 | 数 | 量 | 価額 | 数 | 量 | 価額 | 数 | 量 | 価額 |
| 昭和 2 年 | 39,251 | 10,467 | 15,434 | 36,094 | 9,625 | 13,363 | 113 | 30 | 60 | 2,936,876 | 783,167 | 965,202 |
| 3 | 20,321 | 5,419 | 3,865 | 60,075 | 16,020 | 14,419 | 525 | 140 | 350 | 3,145,973 | 838,926 | 1,009,305 |
| 4 | 11,213 | 2,990 | 7,714 | 30,975 | 8,260 | 7,300 | 5,081 | 1,355 | 1,084 | 2,237,648 | 596,706 | 779,292 |
| 5 | | | | | | | | | | 77,479 | 20,661 | 13,537 |
| 臺灣 | | | | | | | | | | | | |
| 昭和 2 | | | | | | | | | | 1,030,065 | 274,684 | 279,527 |
| 3 | | | | | | | | | | 634,200 | 169,120 | 188,451 |
| 4 | | | | | | | | | | 882,030 | 235,208 | 246,233 |
| 5 | | | | | | | | | | 764,160 | 203,776 | 123,842 |
| 關東州 | | | | | | | | | | | | |
| 昭和 2 | | | | | | | | | | | | |
| 3 | | | | | | | | | | | | |
| 4 | | | | | | | | | | | | |
| 5 | | | | | | | | | | | | |
| 南洋群島 | | | | | | | | | | | | |
| 昭和 2 | | | | | | | | | | | | |
| 3 | | | | | | | | | | | | |
| 4 | | | | | | | | | | | | |
| 5 | | | | | | | | | | | | |
| 内地 | | | | | | | | | | | | |
| 昭和 2 | 1,430,171 | 381,379 | 445,692 | 2,235,784 | 596,209 | 837,544 | 1,332,041 | 355,211 | 405,710 | 7,004,168 | 1,867,778 | 1,711,260 |
| 3 | 2,634,637 | 702,570 | 665,455 | 2,715,615 | 724,164 | 1,012,731 | 1,383,656 | 368,975 | 432,678 | 8,200,534 | 2,186,809 | 2,110,439 |
| 4 | 3,527,644 | 940,705 | 907,834 | 2,840,974 | 757,593 | 1,078,665 | 1,041,881 | 277,835 | 302,314 | 6,818,861 | 1,818,363 | 1,911,606 |
| 5 | | | | | | | | | | | | |

50 水 産

| 期 年 | 煮 | | | 乾 | | | | | |
|---------|------------|------------|------------|-----------|---------|-----------|-----------|---------|-----------|
| | イワシ(真鱈) | | | イシコ(海參) | | | カヒベシラ(貝柱) | | |
| | 数 | 量 | 價額 | 数 | 量 | 價額 | 数 | 量 | 價額 |
| 昭和 2 | 8,098,290 | 2,159,544 | 3,809,021 | 336,228 | 89,394 | 533,073 | 25,028 | 6,674 | 46,592 |
| 3 | 8,184,645 | 2,182,572 | 4,928,980 | 239,306 | 63,815 | 375,249 | 37,358 | 9,962 | 50,264 |
| 4 | 9,424,549 | 2,513,213 | 5,121,115 | 341,535 | 91,077 | 566,859 | 106,054 | 28,281 | 149,724 |
| 5 | 8,255,115 | 2,201,364 | 3,218,678 | 253,380 | 67,568 | 367,363 | 284,033 | 43,831 | 252,622 |
| 臺灣 | | | | | | | | | |
| 昭和 2 | 2,572,126 | 4,286,877 | 416,978 | | | | | | |
| 3 | 1,035,949 | 1,726,581 | 266,553 | | | | | | |
| 4 | 1,485,759 | 2,476,265 | 371,647 | | | | | | |
| 5 | 1,921,891 | 3,203,152 | 357,717 | | | | | | |
| 樺 太 | | | | | | | | | |
| 昭和 2 | | | | 300 | 80 | 559 | 25,740 | 6,964 | 35,895 |
| 3 | | | | 3,413 | 910 | 6,086 | 34,560 | 9,216 | 55,501 |
| 4 | | | | 4,680 | 1,248 | 9,728 | 365,839 | 97,557 | 78,069 |
| 5 | | | | 1,560 | 416 | 1,937 | 96,000 | 25,600 | 115,499 |
| 關 東 州 | | | | | | | | | |
| 昭和 2 | | | | | | | | | |
| 3 | | | | | | | | | |
| 4 | | | | | | | | | |
| 5 | | | | | | | | | |
| 南 洋 羣 島 | | | | | | | | | |
| 昭和 2 | | | | 9,326 | 2,487 | 11,437 | 8,344 | 2,225 | 3,100 |
| 3 | | | | 35,524 | 9,473 | 27,454 | | | |
| 4 | | | | 48,484 | 12,929 | 27,401 | | | |
| 5 | | | | 31,271 | 8,339 | 16,923 | | | |
| 内 地 | | | | | | | | | |
| 昭和 2 | 30,779,115 | 8,207,764 | 11,121,902 | 526,177 | 140,314 | 678,446 | 2,037,476 | 543,327 | 3,461,265 |
| 3 | 41,156,771 | 10,975,139 | 12,573,688 | 1,028,633 | 274,302 | 1,244,400 | 1,894,560 | 505,216 | 3,482,580 |
| 4 | 39,659,618 | 10,575,898 | 12,263,941 | 587,644 | 156,705 | 1,047,847 | 1,779,221 | 474,459 | 3,101,661 |
| 5 | | | | | | | | | |

製 造 物 (續)

| 期 年 | 類 | | | 製 | | | | | | | | |
|-----|---------|---------|-----------|-----------|---------|-----------|------------|-----------|-----------|------------|-----------|-----------|
| | アソビ(鮎) | | | エビ(蝦) | | | イワシ(真鱈) | | | サバ(鯖) | | |
| | 数 | 量 | 價額 | 数 | 量 | 價額 | 数 | 量 | 價額 | 数 | 量 | 價額 |
| | 17,745 | 4,732 | 56,715 | 2,221,275 | 592,340 | 678,575 | 4,214,244 | 1,123,825 | 391,216 | 19,374,158 | 5,166,442 | 2,536,753 |
| | 43,920 | 11,712 | 141,373 | 1,757,340 | 468,624 | 807,963 | 3,648,289 | 972,877 | 299,191 | 13,376,521 | 3,566,539 | 1,725,346 |
| | 53,269 | 14,205 | 154,392 | 1,007,580 | 268,688 | 716,451 | 850,129 | 226,701 | 77,701 | 8,576,213 | 2,286,990 | 1,317,214 |
| | 284,033 | 75,742 | 153,828 | 1,013,175 | 270,180 | 267,740 | | | | 9,698,820 | 2,586,352 | 1,171,342 |
| | | | | 1,836 | 3,060 | 3,839 | | | | | | |
| | | | | 18,128 | 30,213 | 22,746 | | | | | | |
| | | | | 12,396 | 20,660 | 20,240 | | | | | | |
| | | | | | | 1,709 | | | | | | |
| | | | | 5,160 | 1,376 | 5,353 | | | | | | |
| | | | | 3,360 | 896 | 3,073 | | | | 57,780 | 15,408 | 2,773 |
| | | | | 7,500 | 2,000 | 8,732 | | | | | | |
| | | | | 1,800 | 480 | 1,683 | | | | 107,678 | 28,714 | 4,865 |
| | | | | | | | | | | 14,445 | 3,852 | 3,209 |
| | | | | | | | | | | 10,084 | 2,689 | 2,076 |
| | | | | | | | | | | 4,286 | 1,143 | 1,139 |
| | | | | | | | | | | 2,910 | 776 | 712 |
| | 515,325 | 137,420 | 1,807,402 | 1,738,545 | 463,612 | 1,778,842 | 12,327,124 | 3,287,233 | 1,269,668 | 6,450,391 | 1,722,771 | 1,336,974 |
| | 597,007 | 159,202 | 2,170,363 | 2,170,361 | 578,763 | 1,968,258 | 13,060,163 | 3,482,710 | 1,419,410 | 7,450,461 | 1,986,843 | 1,440,070 |
| | 487,766 | 130,071 | 1,359,550 | 1,975,837 | 526,890 | 1,795,118 | 19,282,643 | 5,142,038 | 1,670,238 | 7,166,963 | 1,911,190 | 1,459,591 |

50 水 産

| | 年 | 肥料 | | | | | | | |
|------|---|-------------|------------|------------|------------|-----------|-----------|------------|------------|
| | | 押 粕 (粗灰燐) | | | 乾 糞 | | 其 | | |
| | | 数 | 量 | 價 額 | 数 | 量 | 價 額 | 数 | 量 |
| 朝鮮 | | | | | | | | | |
| 昭和 | 2 | 46,901,415 | 12,507,044 | 5,684,213 | 623,850 | 166,360 | 71,545 | 8,270,500 | 2,210,800 |
| " | 3 | 53,369,501 | 14,231,367 | 5,835,462 | 847,354 | 225,961 | 86,287 | 13,971,949 | 3,725,853 |
| " | 4 | 71,895,499 | 19,172,133 | 7,568,728 | 207,866 | 55,431 | 34,043 | 11,089,569 | 2,957,218 |
| " | 5 | 66,340,429 | 17,690,781 | 3,997,897 | 296,231 | 78,995 | 28,724 | 8,367,221 | 2,231,259 |
| 臺灣 | | | | | | | | | |
| 昭和 | 2 | - | - | - | - | - | - | 116,348 | 31,026 |
| " | 3 | - | - | - | - | - | - | 214,695 | 57,252 |
| " | 4 | - | - | - | - | - | - | 94,726 | 25,261 |
| " | 5 | - | - | - | - | - | - | - | - |
| 樺太 | | | | | | | | | |
| 昭和 | 2 | 62,875,879 | 16,766,901 | 8,361,526 | - | - | - | 6,845,828 | 1,825,554 |
| " | 3 | 88,370,419 | 23,565,445 | 10,622,119 | - | - | - | 8,897,275 | 2,372,612 |
| " | 4 | - | - | 10,517,193 | - | - | - | - | - |
| " | 5 | 78,194,160 | 20,851,776 | 7,067,355 | - | - | - | 12,710,831 | 3,389,555 |
| 關東州 | | | | | | | | | |
| 昭和 | 2 | - | - | - | - | - | - | - | - |
| " | 3 | - | - | - | - | - | - | - | - |
| " | 4 | - | - | - | - | - | - | - | - |
| " | 5 | - | - | - | - | - | - | - | - |
| 南洋羣島 | | | | | | | | | |
| 昭和 | 2 | - | - | - | - | - | - | - | - |
| " | 3 | - | - | - | - | - | - | - | - |
| " | 4 | - | - | - | - | - | - | - | - |
| " | 5 | - | - | - | - | - | - | - | - |
| 内地 | | | | | | | | | |
| 昭和 | 2 | 152,558,524 | 40,682,273 | 20,625,844 | 4,290,341 | 1,144,091 | 444,403 | 88,347,439 | 23,559,317 |
| " | 3 | 112,920,038 | 30,112,010 | 14,991,166 | 22,855,748 | 6,094,866 | 1,859,659 | 80,900,962 | 21,573,590 |
| " | 4 | 122,081,071 | 32,554,952 | 14,130,376 | 16,256,947 | 4,335,186 | 1,350,310 | 82,533,727 | 22,008,994 |
| " | 5 | - | - | - | - | - | - | - | - |

製 造 物 (續)

| 他 | 魚 油 | | | スキフノリ (澁海苔) | | | 其 他 | |
|---|-----------|------------|-----------|-------------|---------|---------|-----------|------------|
| | 價 額 | 数 | 價 額 | 数 | 價 額 | 数 | 價 額 | |
| | 568,849 | 3,699,849 | 205,102 | 4,324,228 | 90,615 | 24,164 | 87,235 | 17,426,239 |
| | 719,219 | 3,736,685 | 207,144 | 6,319,859 | 36,356 | 9,695 | 93,495 | 18,355,798 |
| | 388,109 | 17,207,646 | 955,573 | 7,754,489 | 37,776 | 10,074 | 65,009 | 17,323,569 |
| | 479,410 | 4,917,396 | 272,597 | 3,578,603 | 410,708 | 109,522 | 384,493 | 13,740,711 |
| | 22,386 | 115,130 | 191,883 | 24,816 | - | - | - | 416,560 |
| | 16,265 | 198,601 | 331,002 | 26,132 | - | - | - | 590,873 |
| | 22,742 | 287,766 | 479,610 | 38,664 | - | - | - | 592,098 |
| | 16,373 | 126,835 | 211,342 | 17,652 | - | - | - | 500,618 |
| | 701,271 | - | - | 644,557 | - | - | - | 2,047,424 |
| | 866,582 | - | - | 1,206,324 | - | - | - | 1,823,449 |
| | 1,248,962 | - | - | 1,165,288 | - | - | - | 2,881,931 |
| | 742,018 | - | - | 760,399 | - | - | - | 1,378,822 |
| | - | - | - | - | - | - | - | 512,470 |
| | - | - | - | - | - | - | - | 668,847 |
| | - | - | - | - | - | - | - | 708,195 |
| | - | - | - | - | - | - | - | 843,498 |
| | - | - | - | - | - | - | - | 608 |
| | - | - | - | - | - | - | - | 591 |
| | - | - | - | - | - | 14,400 | 3,840 | 5,869 |
| | - | - | - | - | - | 13,819 | 3,685 | 3,531 |
| | 8,377,928 | 30,657,023 | 8,175,206 | 3,697,857 | 816,791 | 217,811 | 868,633 | 58,015,235 |
| | 7,320,599 | 27,874,103 | 7,433,094 | 4,407,999 | 772,376 | 205,967 | 980,821 | 62,356,020 |
| | 7,656,638 | 35,798,228 | 9,546,194 | 5,180,531 | 993,100 | 264,960 | 1,047,663 | 66,527,520 |

51 製鹽業者、鹽田面積、數量及價額

| 年 | 製鹽業者 | 鹽田面積 | | 製鹽數量 | | 價額 | | | |
|------|------|---------|-------|----------|-----------|------------|-------------|---------------|-----------|
| | | 畝數 | 面積 | 數量 | 價額 | | | | |
| 朝鮮 | 昭和 2 | 539,499 | — | 7 | 2,425.79 | 2,446 | 107,769,760 | 182,949,600 | 951,703 |
| | | 1,122 | 5,922 | | 2,031.07 | 2,048 | 72,662,689 | 121,104,482 | 2,331,333 |
| | 昭和 3 | 510,905 | — | 7 | 2,425.79 | 2,446 | 152,249,100 | 253,748,500 | 1,156,110 |
| | | 1,098 | 5,676 | | 2,156.03 | 2,174 | 68,506,113 | 114,176,855 | 1,968,986 |
| | 昭和 4 | 534,613 | — | 7 | 2,425.79 | 2,446 | 185,782,800 | 309,638,000 | 1,322,154 |
| | 853 | 3,430 | | 2,085.62 | 2,103 | 74,546,668 | 124,411,114 | 2,080,181 | |
| 昭和 5 | — | — | — | — | — | — | — | — | — |
| 臺灣 | 昭和 2 | 4,168 | 523 | 17 | 2,070.77 | 2,135 | 101,536,496 | 169,227,493 | 621,673 |
| | 昭和 3 | 2,037 | 1,321 | 18 | 2,066.89 | 2,131 | 134,520,959 | 224,201,599 | 1,033,855 |
| | 昭和 4 | 1,245 | 461 | 16 | 1,893.28 | 1,952 | 164,357,586 | 273,929,310 | 987,546 |
| | 昭和 5 | 8,385 | 1,075 | 16 | 1,847.69 | 1,905 | 146,423,833 | 244,039,722 | 853,199 |
| | 昭和 5 | — | — | — | — | — | — | — | — |
| 關東州 | 昭和 2 | 3,205 | — | 614 | 6,919.34 | 6,977 | 235,253,520 | 392,089,200 | 1,331,661 |
| | 昭和 3 | 4,161 | — | 614 | 6,918.35 | 6,976 | 248,689,800 | 414,483,000 | 1,307,181 |
| | 昭和 4 | 3,719 | — | 614 | 6,918.35 | 6,976 | 248,904,360 | 414,840,600 | 1,196,745 |
| | 昭和 5 | 4,374 | — | 614 | 6,918.35 | 6,976 | 249,466,680 | 415,777,800 | 1,062,305 |
| | 昭和 5 | — | — | — | — | — | — | — | — |
| 總數 | 昭和 2 | — | — | — | 13,446.94 | 13,559 | 519,222,465 | 855,370,775 | 5,236,370 |
| | 昭和 3 | — | — | — | 13,566.94 | 13,680 | 603,965,972 | 1,006,609,954 | 5,466,132 |
| | 昭和 4 | — | — | — | 13,566.94 | 13,477 | 673,691,414 | 1,122,819,024 | 5,585,626 |
| | 昭和 5 | — | — | — | 13,365.62 | — | — | — | — |
| | 昭和 5 | — | — | — | — | — | — | — | — |
| 內地 | 昭和 2 | 44,787 | — | — | 5,728.36 | 5,776 | 619,138,269 | 1,031,897,115 | — |
| | 昭和 3 | 44,561 | — | — | 5,708.03 | 5,756 | 637,887,793 | 1,063,146,322 | — |
| | 昭和 4 | 41,116 | — | — | 4,889.17 | 4,929 | 644,150,863 | 1,073,584,772 | — |
| | 昭和 5 | — | — | — | — | — | — | — | — |
| | 昭和 5 | — | — | — | — | — | — | — | — |

52 銀行

(各年末現在)

| 年 | 存款 | | | | 預金現在高 | 貸出現在高 | |
|-----------|-------|-------|-------|-------|-------------|----------------|----------------|
| | 總數 | 本店 | 支店 | 出張所 | | | |
| 朝鮮 | 大正 14 | 154 | 18 | 136 | — | 217,597,083 | 429,361,199 |
| | 昭和 1 | 156 | 18 | 138 | — | 202,313,773 | 435,226,121 |
| | 昭和 2 | 165 | 18 | 139 | 8 | 253,804,212 | 446,524,014 |
| | 昭和 3 | 159 | 16 | 131 | 12 | 241,507,000 | 535,501,000 |
| | 昭和 4 | 173 | 17 | 147 | 9 | 246,028,000 | 558,961,000 |
| 昭和 5 | 175 | 16 | 150 | 9 | 226,563,000 | 548,662,000 | |
| 臺灣 | 大正 14 | 72 | 5 | 67 | — | 236,875,600 | 789,917,048 |
| | 昭和 1 | 78 | 5 | 40 | 33 | 161,925,561 | 739,048,788 |
| | 昭和 2 | 78 | 5 | 40 | 33 | 143,749,215 | 600,539,905 |
| | 昭和 3 | 107 | 5 | 67 | 35 | 143,777,243 | 400,301,876 |
| | 昭和 4 | 104 | 5 | 77 | 22 | 136,923,671 | 385,786,483 |
| 昭和 5 | 82 | 5 | 57 | 20 | 100,961,085 | 247,009,257 | |
| 關東州 | 大正 14 | 8 | 1 | 6 | 1 | 7,639,184 | 13,192,706 |
| | 昭和 1 | 9 | 1 | 8 | — | 8,417,368 | 16,582,970 |
| | 昭和 2 | 9 | 1 | 8 | — | 8,889,500 | 15,763,934 |
| | 昭和 3 | 9 | 1 | 8 | — | 11,850,177 | 15,783,904 |
| | 昭和 4 | 11 | 1 | 8 | 2 | 14,076,417 | 15,230,922 |
| 昭和 5 | 11 | 1 | 8 | 2 | 14,620,515 | 14,864,843 | |
| 關東州及鐵道附屬地 | 大正 14 | 73 | 17 | 56 | — | 166,459,814 | 278,966,174 |
| | 昭和 1 | 69 | 17 | 52 | — | 145,423,784 | 272,003,629 |
| | 昭和 2 | 66 | 16 | 50 | — | 162,285,604 | 245,036,503 |
| | 昭和 3 | 64 | 16 | 48 | — | 163,338,618 | 203,164,434 |
| | 昭和 4 | 65 | 15 | 50 | — | 166,782,827 | 217,053,749 |
| 昭和 5 | 64 | 15 | 49 | — | 149,539,253 | 191,332,202 | |
| 內地 | 大正 14 | 7,871 | 1,704 | 6,167 | — | 11,413,686,000 | 9,840,793,000 |
| | 昭和 1 | 7,730 | 1,578 | 6,152 | — | 11,788,147,000 | 10,251,157,000 |
| | 昭和 2 | 7,497 | 1,427 | 6,070 | — | 11,896,221,000 | 9,840,577,000 |
| | 昭和 3 | 9,362 | 1,163 | 8,199 | — | 12,201,054,000 | 9,721,342,000 |
| | 昭和 4 | 8,844 | 1,007 | 7,837 | — | 12,445,945,000 | 9,724,032,000 |
| 昭和 5 | — | — | — | — | — | — | |

54 工場

| | 工場数 | 資本金 | 職工 | 生産品価額 | 原動力 | |
|-----------|-------|-------------|------------|-------------|-------|---------|
| | | | | | 機関数 | 馬力 |
| 朝鮮 | | | | | | |
| 大正 14 | 4,238 | 265,853,369 | 79,727 | 337,249,418 | 2,299 | 123,598 |
| 昭和 1 | 4,293 | 319,171,485 | 83,450 | 365,849,317 | 2,576 | 128,730 |
| 2 | 4,918 | 542,646,184 | 89,152 | 369,603,715 | 3,260 | 117,745 |
| 3 | 5,342 | 549,122,364 | 99,547 | 392,533,876 | 3,404 | 153,896 |
| 4 | 4,015 | — | 77,094 | 150,438,052 | — | — |
| 5 | — | — | — | — | — | — |
| 臺灣 | | | | | | |
| 大正 14 | 2,791 | — | 40,325 | 203,838,669 | 2,308 | 79,484 |
| 昭和 1 | 4,459 | — | 52,340 | 237,059,340 | 3,745 | 137,884 |
| 2 | 4,757 | — | 53,749 | 214,389,589 | 8,085 | 120,721 |
| 3 | 1,580 | — | 58,779 | 267,843,486 | 4,815 | 136,017 |
| 4 | 5,834 | — | 62,727 | 244,791,866 | 5,440 | 146,752 |
| 5 | 6,099 | — | 58,024 | 232,857,276 | 1,991 | 129,251 |
| 樺太 | | | | | | |
| 大正 14 | 49 | — | 4,197 | 27,666,021 | — | — |
| 昭和 1 | 51 | — | 3,631 | 34,456,083 | — | — |
| 2 | 52 | — | 5,466 | 44,336,531 | — | — |
| 3 | 40 | — | 4,335 | 47,784,662 | — | — |
| 4 | 107 | — | 5,773 | 58,506,210 | — | — |
| 5 | 151 | — | 6,048 | 61,382,036 | — | — |
| 關東州及鐵道附屬地 | | | | | | |
| 大正 14 | 674 | 247,117,878 | 29,713,417 | 152,949,897 | — | — |
| 昭和 1 | 685 | 301,679,138 | 13,000,903 | 169,905,068 | — | — |
| 2 | 475 | 284,507,302 | 11,993,793 | 144,508,194 | — | — |
| 3 | 479 | 304,250,719 | 11,969,081 | 144,994,790 | — | — |
| 4 | 523 | 304,080,061 | 13,571,319 | 126,915,076 | — | — |
| 5 | 847 | 324,322,017 | 13,378,865 | 103,984,987 | — | — |
| 南洋群島 | | | | | | |
| 大正 14 | 1 | 3,000,000 | 79 | 2,842,376 | 3 | 1,230 |
| 昭和 1 | 2 | 3,000,000 | 68 | 2,549,571 | 4 | 1,245 |
| 2 | 2 | 3,000,000 | 50 | 4,038,406 | 7 | 1,199 |
| 3 | 2 | 2,607,500 | 121 | 4,118,823 | 7 | 1,281 |
| 4 | 3 | 7,000,000 | 106 | 3,045,143 | 15 | 3,005 |
| 5 | 3 | 7,000,000 | 142 | 5,539,306 | 15 | 3,005 |

備考 關東州及鐵道附屬地ノ職工ハ延人員ヲ示ス

55 市場

| | 市場数 | 閉市回数 | 賣 買 高 (單位圓) | | | | | | |
|-----------|-------|---------|-------------|------------|------------|------------|------------|------------|--|
| | | | 賣 | | 買 | | 高 | | |
| | | | 總價額 | 農産物 | 水産物 | 穀物 | 畜類 | 其他 | |
| 朝鮮 | | | | | | | | | |
| 昭和 2 | 1,366 | 110,022 | 178,392,392 | 49,339,445 | 27,485,373 | 25,630,454 | 44,442,980 | 31,494,140 | |
| 3 | 1,381 | 111,779 | 187,650,355 | 47,187,633 | 29,411,467 | 27,124,788 | 50,911,192 | 32,997,275 | |
| 4 | 1,408 | 113,498 | 196,058,181 | 51,042,815 | 30,004,511 | 27,680,866 | 54,463,154 | 32,866,835 | |
| 5 | 1,425 | 115,059 | 173,167,663 | 44,803,069 | 27,175,787 | 24,825,829 | 46,405,651 | 29,957,327 | |
| 臺灣 | | | | | | | | | |
| 昭和 2 | 45 | 常設 | 13,655,436 | 1,506,721 | 8,726,029 | — | 3,416,686 | — | |
| 3 | 62 | 〃 | 16,603,880 | 1,525,477 | 11,562,234 | — | 3,516,169 | — | |
| 4 | 71 | 〃 | 17,064,207 | 1,695,417 | 11,522,610 | — | 3,846,180 | — | |
| 5 | 72 | 〃 | 15,316,305 | 1,923,242 | 10,290,340 | — | 3,084,988 | 17,735 | |
| 樺太 | | | | | | | | | |
| 昭和 2 | 7 | 2,218 | 1,639,660 | 587,948 | 1,028,958 | — | — | 22,754 | |
| 3 | 8 | 2,628 | 1,845,225 | 658,418 | 1,155,599 | — | — | 31,208 | |
| 4 | 13 | 常設 | 1,937,044 | 559,162 | 1,154,489 | — | 1,500 | 221,893 | |
| 5 | 14 | 〃 | 1,761,588 | 564,901 | 1,135,045 | — | 2,500 | 59,142 | |
| 關東州及鐵道附屬地 | | | | | | | | | |
| 昭和 2 | 24 | — | 8,678,413 | 1,562,414 | 4,542,977 | — | 155,268 | 2,417,754 | |
| 3 | 26 | — | 11,916,718 | 3,156,561 | 5,488,669 | — | 465,906 | 2,805,582 | |
| 4 | 26 | — | 13,485,647 | 4,190,669 | 6,044,649 | — | 431,579 | 2,819,750 | |
| 5 | 27 | — | 11,868,769 | 3,480,043 | 5,209,556 | — | 853,147 | 2,326,023 | |

備考 南洋群島ハ該當事項ナシ

56 南 滿 洲 鐵

其ノ一 資 本 及

Table showing capital and assets for the South Manchuria Railway. Columns include '年度末' (Year End), '資本金總額' (Total Capital), and '現 在' (Current) with sub-columns for '政府所有株式' (Government-owned shares) and '一般募' (General funds).

其ノ二 事 業 費 累

Table showing cumulative operating expenses for the South Manchuria Railway. Columns include '年度' (Year), '鐵道' (Railway), '正場' (Main Station), '船' (Ship), '港' (Port), '灣' (Bay), '嶺' (Pass), '山' (Mountain), and '製鐵所' (Iron Works).

本表ハ圓以下四拾五入ノ爲計ニ符合セサルモノアリ

道 株 式 會 社

株 式 累 年 比 較

各 年 度 末 現 在

Table showing annual comparison of shares for the Railway Shareholding Company. Columns include '集 株 式' (Share Collection) and '金' (Money) with sub-columns for '未 達' (Not reached) and '計' (Total).

年 比 較 (事 業 別)

Table showing annual comparison by business type for the Railway Shareholding Company. Columns include '製油工場' (Oil Refinery), '肥料工場' (Fertilizer Refinery), '電 氣' (Electricity), '瓦 斯' (Gas), '盛 業' (Mining), '旅 館' (Hotel), '地方施設' (Local Facilities), and '雜 處 設' (Miscellaneous Facilities).

其ノ三 營業收支累年比較

| 種別 | 年 度 | 收 入 | 支 出 | 損 益 | 收 入 100= 支 出 | 指 數 | | | |
|-----|-----|-------------|-------------------------|-------------------------|------------------------|-------|-------|-------|-------|
| | | | | | | 收 入 | 支 出 | 益 | |
| 總 | 明 治 | 40 | 12,543,116 ^円 | 10,526,581 ^円 | 2,016,585 ^円 | 84 | 100 | 100 | 100 |
| | 同 | 41 | 17,615,683 | 15,502,101 | 2,113,582 | 88 | 140 | 147 | 105 |
| | 同 | 42 | 23,113,933 | 17,342,234 | 5,771,699 | 75 | 184 | 165 | 286 |
| | 同 | 43 | 24,777,685 | 21,069,368 | 3,708,316 | 85 | 198 | 200 | 184 |
| | 同 | 44 | 28,155,080 | 24,487,652 | 3,667,428 | 87 | 224 | 233 | 182 |
| | 大 正 | 1 | 33,541,477 | 28,620,433 | 4,926,045 | 85 | 267 | 272 | 244 |
| | 同 | 2 | 42,417,123 | 35,249,844 | 7,167,279 | 83 | 338 | 335 | 355 |
| | 同 | 3 | 44,670,616 | 37,129,525 | 7,541,091 | 83 | 356 | 353 | 374 |
| | 同 | 4 | 43,786,025 | 35,705,526 | 8,080,499 | 82 | 349 | 339 | 401 |
| | 同 | 5 | 52,402,408 | 42,294,801 | 10,107,608 | 81 | 418 | 402 | 501 |
| | 同 | 6 | 63,429,252 | 54,503,610 | 14,925,643 | 79 | 554 | 518 | 740 |
| | 同 | 7 | 96,257,878 | 47,064,706 | 22,193,171 | 77 | 767 | 704 | 1,101 |
| | 同 | 8 | 153,133,387 | 123,752,423 | 24,374,964 | 84 | 1,221 | 1,223 | 1,209 |
| | 同 | 9 | 174,738,287 | 147,346,303 | 27,391,985 | 84 | 1,393 | 1,400 | 1,358 |
| 同 | 10 | 147,100,603 | 115,714,464 | 31,386,139 | 79 | 1,173 | 1,099 | 1,556 | |
| 同 | 11 | 169,956,646 | 134,876,402 | 35,080,244 | 79 | 1,355 | 1,281 | 1,740 | |
| 同 | 12 | 185,698,324 | 150,902,732 | 34,795,592 | 81 | 1,840 | 1,434 | 1,725 | |
| 同 | 13 | 194,181,785 | 159,628,872 | 34,552,914 | 82 | 1,548 | 1,516 | 1,713 | |
| 同 | 14 | 201,598,309 | 166,733,029 | 34,865,280 | 83 | 1,607 | 1,584 | 1,729 | |
| 昭 和 | 1 | 215,614,944 | 181,457,060 | 34,157,884 | 84 | 1,719 | 1,724 | 1,694 | |
| | 同 | 2 | 230,558,524 | 194,284,201 | 36,274,323 | 84 | 1,838 | 1,846 | 1,799 |
| | 同 | 3 | 240,427,752 | 197,874,891 | 42,552,861 | 82 | 1,917 | 1,880 | 2,110 |
| | 同 | 4 | 240,998,062 | 195,492,205 | 45,505,857 | 81 | 1,921 | 1,857 | 2,257 |
| | 同 | 5 | 188,104,063 | 166,430,601 | 21,673,462 | 88 | 1,500 | 1,090 | 1,075 |

其ノ四 利益金

Table showing financial data for '利益金' (Profit) from 1907 to 1925. Columns include year, profit amount, previous year's profit, and various reserve funds like '法定積立金' and '特別積立金'.

其ノ五 出炭高果

Table showing coal production data ('出炭高果') from 1907 to 1925. Columns include year, production volume, and specific mine names like '大山南坑' and '東郷南坑'.

處分表

Table showing distribution details ('處分表') from 1907 to 1925. Columns include '社員退職給與積立金', '翌年度繰越金', '政府配當金', and '役員賞與及交際費'.

年比較 (單位英噸)

Table comparing coal production ('年比較') from 1907 to 1925. Columns include mine names like '新屯坑' and '龍鳳坑', and production volume in tons.

其ノ六 賣 炭 箇

Table showing annual coal sales data from 1907 to 1925, categorized by region (滿洲各地, 南洋, 南支那, 北支那) and indexed values.

其ノ七 銑鐵生產高累年比較

Table comparing cumulative pig iron production (銑鐵) from 1912 to 1925, listing volume and value for each year.

所 別 (單位噸噸)

Table showing coal sales by destination (朝鮮, 臺灣, 日本内地, 其他, 計) from 1907 to 1925, including shipping costs and total values.

其ノ八 銑鐵販賣種別

Table detailing pig iron sales by type (社用, 輸出, 其他) from 1912 to 1925, listing volume and value for each category.

其ノ九 公費歳入歳出

Table showing public expenditure and income from 1907 to 1935. Columns include year, total expenditure, and sub-categories like salaries, other expenses, and social security.

其ノ一〇 地方事業營業

Table showing local business operations from 1907 to 1935. Columns include year, total revenue, and sub-categories like land revenue, hospital revenue, and other local income.

大正9年度以前=於ケル窒素試験工場及大正2年度以前=於ケル製糖試験工場ノ收支ハ中央試験所ニ=亦大正12年以

出果年比較

Table comparing annual results from 1907 to 1935. Columns include year, total results, and sub-categories like construction, education, and health.

收支累年比較

Table comparing cumulative income and expenditure from 1907 to 1935. Columns include year, total income, total expenditure, and the resulting difference.

前=於ケル事業費及教育費、學校費ニ包含セラルルニ、特別給與費中米印ハ總務費分擔額ナリ

57 東洋拓殖株式會社

其ノ一 資 本 概 況

| 年度末現在 | 資本金額 | 拂込済金額 | 未拂込金額 | 備 考 |
|---------|------------|------------|------------|-----------------------------------------------------------------------------------------------------|
| 明治 41 | 10,000,000 | 2,500,000 | 7,500,000 | (第一回拂込 明治四十一年十二月十四日) |
| 〃 42 | 10,000,000 | 2,500,000 | 7,500,000 | |
| 〃 43 | 10,000,000 | 2,500,000 | 7,500,000 | |
| 〃 44 | 10,000,000 | 5,000,000 | 5,000,000 | (第二回拂込 明治四十四年七月五日) |
| 大正 1 | 10,000,000 | 7,500,000 | 2,500,000 | (第三回拂込 明治四十五年六月五日) |
| 〃 2 | 10,000,000 | 10,000,000 | — | (第四回拂込 大正二年四月十日) |
| 〃 3 | 10,000,000 | 10,000,000 | — | |
| 〃 4 | 10,000,000 | 10,000,000 | — | |
| 〃 5 | 10,000,000 | 10,000,000 | — | |
| 〃 6 | 10,000,000 | 10,000,000 | — | |
| 〃 7 | 20,000,000 | 12,500,000 | 7,500,000 | (第一新株第一回拂込 大正七年七月三十一日) |
| 〃 8 | 50,000,000 | 27,500,000 | 22,500,000 | (第一新株第二回拂込 大正八年十月十五日) (第一新株第三回拂込 大正八年十月二十九日) (第一新株第四回拂込 大正九年三月二十日) (第二新株第一回拂込 大正八年十一月二十九日) |
| 〃 9 | 50,000,000 | 27,500,000 | 22,500,000 | |
| 〃 10 | 50,000,000 | 35,000,000 | 15,000,000 | (第二新株第二回拂込 大正十一年三月二十日) |
| 〃 11 | 50,000,000 | 35,000,000 | 15,000,000 | |
| 〃 12 | 50,000,000 | 35,000,000 | 15,000,000 | |
| 〃 13 | 50,000,000 | 35,000,000 | 15,000,000 | |
| 〃 14 | 50,000,000 | 35,000,000 | 15,000,000 | |
| 昭和 1 | 50,000,000 | 35,000,000 | 15,000,000 | |
| 〃 2 | 50,000,000 | 35,000,000 | 15,000,000 | |
| 〃 3 | 50,000,000 | 35,000,000 | 15,000,000 | |
| 〃 4 | 50,000,000 | 35,000,000 | 15,000,000 | |
| 〃 5 上半期 | 50,000,000 | 35,000,000 | 15,000,000 | |
| 〃 5 下半期 | 50,000,000 | 35,000,000 | 15,000,000 | |
| 〃 6 上半期 | 50,000,000 | 35,000,000 | 15,000,000 | |

其ノ二 株 式

(昭和六年六月末現在)

| 種類 | 株主 | 政 府 | 皇 室 | 皇族及王族 | 其ノ他 | 計 |
|---------|----|--------|--------|-------|---------|-----------|
| 普通株 | 株 | 60,000 | 5,000 | 1,005 | 133,995 | 200,000 |
| 優先株 | 株 | — | 5,000 | 1,005 | 193,995 | 200,000 |
| 第 二 新 株 | 株 | — | 15,000 | 3,015 | 581,985 | 600,000 |
| 計 | | 60,000 | 25,000 | 5,025 | 909,975 | 1,000,000 |

其ノ三 累 期 財
(資)

| 年 度 | 繰込未済 資本金 | 貸付金 | 代理 貸付金 | 株券及 債券 | 特種事 業資金 | 預ヶ金 | 債券債 格被選 | 地 所 | 山 林 |
|-------|-------------|-------------|-----------|------------|------------|------------|------------|------------|-----------|
| 明治 年度 | | | | | | | | | |
| 41 | 7,500,000 | — | — | 493,490 | — | 1,460,662 | — | 750,000 | — |
| 42 | 7,500,000 | 221,900 | — | — | — | 1,556,291 | — | 1,077,394 | — |
| 43 | 7,500,000 | 595,330 | — | — | — | 1,122,823 | — | 1,955,874 | — |
| 44 | 5,000,000 | 1,166,770 | — | 1,000,000 | — | 814,485 | — | 5,401,102 | — |
| 大正 1 | 2,492,163 | 2,473,494 | — | 1,000,000 | — | 10,197,549 | 1,596,375 | 9,839,281 | — |
| 2 | — | 4,045,720 | — | 2,300,000 | — | 5,347,040 | 1,532,520 | 13,906,013 | — |
| 3 | — | 5,451,189 | — | 2,300,000 | — | 3,023,367 | 1,479,308 | 14,286,550 | — |
| 4 | — | 5,813,588 | — | 1,650,000 | — | 3,516,755 | 1,436,738 | 14,405,656 | — |
| 5 | — | 5,839,272 | — | 1,100,000 | — | 4,695,676 | 1,330,313 | 15,177,387 | — |
| 6 | — | 12,278,039 | — | 3,627,500 | — | 16,265,600 | 1,271,307 | 15,571,076 | — |
| 7 | 7,500,000 | 32,711,387 | — | 6,475,500 | — | 7,577,023 | — | 15,986,076 | — |
| 8 | 22,500,000 | 70,968,612 | — | 15,527,840 | — | 12,685,521 | — | 16,081,016 | — |
| 9 | 22,500,000 | 94,577,721 | 343,633 | 15,499,352 | — | 9,262,207 | 940,666 | 14,058,347 | — |
| 10 | 15,000,000 | 117,043,607 | 336,903 | 22,938,498 | — | 10,952,320 | 240,000 | 15,551,894 | — |
| 11 | 15,000,000 | 126,927,395 | 327,618 | 24,123,143 | 3,403,803 | 24,018,651 | 1,100,000 | 17,321,220 | 275,575 |
| 12 | 15,000,000 | 152,102,145 | 321,734 | 21,710,773 | 4,040,386 | 12,615,939 | 5,720,000 | 18,328,202 | 265,994 |
| 13 | 15,000,000 | 148,764,437 | 313,201 | 24,260,862 | 5,927,664 | 20,313,795 | 6,910,000 | 18,233,169 | 272,663 |
| 14 | 15,000,000 | 142,835,215 | 303,966 | 24,237,592 | 10,863,501 | 13,668,648 | 6,702,000 | 17,567,883 | 301,917 |
| 昭和 1 | 15,000,000 | 126,955,070 | 273,970 | 18,600,965 | 9,495,209 | 11,032,571 | 5,945,100 | 27,468,966 | 325,857 |
| 2 | 15,000,000 | 122,235,636 | 283,151 | 21,119,984 | 9,476,526 | 14,873,322 | 5,742,080 | 27,190,578 | 322,361 |
| 3 | 15,000,000 | 125,074,938 | 276,566 | 17,952,929 | 10,095,609 | 8,311,340 | 10,574,680 | 23,029,168 | 535,401 |
| 4 | 15,000,000 | 124,633,702 | 265,230 | 20,505,053 | 10,229,723 | 3,227,235 | 10,096,775 | 28,793,092 | 610,780 |
| 5 上半期 | 15,000,000 | 125,097,489 | 240,830 | 17,352,825 | 10,289,095 | 4,870,946 | 9,894,761 | 29,196,777 | 609,363 |
| 5 下半期 | 15,000,000 | 132,287,938 | 234,305 | 17,105,255 | 10,205,673 | 2,926,100 | 9,626,158 | 29,451,964 | 609,385 |
| 6 上半期 | 15,000,000 | 133,429,953 | 227,498 | 15,745,050 | 10,716,556 | 3,224,712 | 9,368,701 | 29,747,199 | 2,213,008 |

其ノ一
(産) 其ノ一

| 建 物 | 機 械 器 具 | 農産物 | 林産物 | 工産物 | 地所建物 課 渡 高 | 物 品 貸付高 | 興業費 | 假借金 | 未収金 | 東亞勸業 株券賣却 代未収高 | 掛 牛 | 掛 牛 課 渡 金 |
|-----------|------------|-----------|--------|---------|---------------|------------|-----------|-----------|-----------|----------------------|--------|--------------|
| — | — | — | — | — | — | — | — | — | — | — | — | — |
| 3,328 | — | — | — | — | — | — | — | 2,172 | — | — | — | — |
| 15,692 | — | — | — | — | — | — | — | 10,896 | — | — | — | — |
| 371,336 | — | — | — | — | — | — | — | 64,297 | 4,350 | — | 14,808 | — |
| 612,910 | — | — | — | — | — | — | — | 102,947 | 4,334 | — | 41,685 | — |
| 1,130,823 | — | 1,342,553 | — | — | — | 56,491 | — | 32,197 | 3,193 | — | 804 | 68,783 |
| 1,173,217 | — | 1,812,845 | — | — | — | 65,173 | — | 48,981 | 4,602 | — | 4,979 | 88,924 |
| 1,164,094 | — | 1,445,898 | — | — | — | 63,162 | — | 108,765 | 4,603 | — | 15,513 | 84,044 |
| 1,114,455 | — | 841,022 | — | — | — | 26,840 | — | 154,564 | 7,358 | — | 5,508 | 83,060 |
| 931,035 | — | 651,930 | — | — | — | — | — | 13,377 | 590,227 | 87,899 | 2,740 | 411,623 |
| 198,599 | — | 162,932 | — | — | — | — | — | 19,017 | 639,859 | 407,655 | — | — |
| 313,517 | — | 1,200,069 | — | — | — | — | — | 33,201 | 3,069,002 | 246,530 | — | — |
| 2,278,460 | — | 1,825,356 | — | — | 2,378,757 | 101,318 | — | 4,169,440 | 93,578 | — | — | — |
| 2,928,679 | — | 1,904,322 | — | — | 2,508,991 | 112,014 | — | 2,569,976 | 733,700 | — | — | — |
| 1,925,002 | 173,611 | 1,167,636 | — | — | 5,871,465 | 186,992 | — | 4,578,447 | — | — | — | — |
| 2,751,209 | 63,498 | 1,483,697 | 5,561 | 23,927 | 5,782,463 | 160,477 | 273,719 | 1,407,154 | — | — | — | — |
| 3,909,581 | 33,372 | 1,154,976 | 4,910 | — | 5,451,971 | 192,560 | 692,458 | 2,989,669 | — | — | — | — |
| 8,054,397 | 29,949 | 1,418,114 | 986 | — | 5,570,474 | 192,592 | 1,065,198 | 3,557,628 | — | — | — | — |
| 6,761,365 | 45,276 | 1,792,015 | 2,273 | — | 10,532,724 | 236,581 | 1,355,514 | 3,252,423 | — | — | — | — |
| 6,386,093 | 165,894 | 1,201,108 | 7,823 | 755,871 | 16,921,077 | 392,653 | 3,424,148 | 3,169,413 | — | — | — | — |
| 6,467,897 | 161,700 | 953,818 | 50,414 | 582,442 | 17,780,826 | 485,986 | 3,077,493 | 1,694,050 | — | 504,000 | — | — |
| 6,231,226 | 168,173 | 2,368,238 | 24,967 | 75,005 | 20,468,723 | 481,112 | 2,877,176 | 1,785,370 | — | 504,000 | — | — |
| 6,746,135 | 549,196 | 1,073,804 | 26,278 | 143,193 | 21,089,727 | 1,373,147 | 2,470,200 | 1,995,304 | 212,000 | 378,000 | — | — |
| 6,697,264 | 536,908 | 1,708,422 | 32,056 | 45,666 | 21,475,007 | 617,218 | 2,576,274 | 2,733,742 | 112,000 | 378,000 | — | — |
| 6,634,067 | 523,756 | 1,870,657 | 22,618 | 51,193 | 21,390,847 | 1,191,647 | 1,078,134 | 1,902,346 | 364,000 | — | — | — |

其ノ三 累 期 財
(資)

| 年 度 | 開 墾 工事費 | 灌 漑 工事費 | 山林費 | 竹林費 | 地所買 収附掛 | 農 具 及肥料 | 植 林 費 | 貸付肥料 | 什 器 | 特 別 預託金 |
|-------|------------|------------|---------|--------|------------|------------|-----------|-----------|--------|------------|
| 明治 41 | | | | | | | | | 510 | |
| 42 | | | | | | | | | 915 | |
| 43 | | | | | | | | | 4,709 | |
| 44 | | | | | | | | | 2,539 | |
| 大正 1 | 42,124 | 7,231 | | | 147,016 | | | | 3,295 | |
| 2 | 161,995 | 104,651 | 37,626 | 5,912 | 295,335 | | | | 3,345 | |
| 3 | 247,865 | 196,592 | 62,598 | 11,991 | 305,204 | | | | 3,345 | |
| 4 | 286,423 | 451,882 | 85,501 | 13,854 | 318,639 | | | | 3,234 | |
| 5 | 360,028 | 26,302 | 108,986 | 16,702 | 252,475 | 495 | | | 4,096 | |
| 6 | 35,508 | | 163,181 | 18,323 | | 10,806 | | | 6,734 | 2,570,000 |
| 7 | 37,295 | 14,025 | 229,209 | 21,538 | | 162,463 | | | 1,947 | 1,695,697 |
| 8 | 94,355 | 50,982 | 279,402 | 27,497 | | 1,995,156 | | 118,189 | 6,010 | 1,259,632 |
| 9 | 110,992 | 50,138 | 361,567 | 36,081 | 19,414 | 276,142 | | 1,894,498 | 8,248 | 639,415 |
| 10 | 172,581 | 51,905 | 450,409 | 54,374 | 183,420 | 564,045 | | 1,001,504 | 14,838 | 138,964 |
| 11 | 191,939 | 55,108 | 527,683 | 72,971 | | 252,769 | | 835,629 | 12,879 | 131,356 |
| 12 | 255,417 | | | | | | 753,938 | 946,216 | 13,920 | 122,115 |
| 13 | 244,448 | | | | | | 841,942 | 869,008 | 29,975 | 100,125 |
| 14 | 449,007 | | | | | | 981,195 | 810,044 | 77,868 | 40,125 |
| 昭和 1 | 478,237 | | | | | | 1,146,566 | 792,911 | 84,455 | 34,259 |
| 2 | | | | | | | | | | 23,459 |
| 3 | | | | | | | | | | 23,459 |
| 4 | | | | | | | | | | |
| 5 上半期 | | | | | | | | | | |
| 5 下半期 | | | | | | | | | | |
| 6 上半期 | | | | | | | | | | |

産 表
(産) 其ノ二

| 受 取 手 形 | 本 支 店 未 送 勘 | 持 越 小 作 物 品 | 船 舶 | 地 所 附 屬 工 作 物 | 地 所 費 | 新 築 費 | 立 替 物 品 | 工 作 物 | 金 銀 在 高 | 當 期 純 損 益 | 合 計 |
|------------|----------------|----------------|-------|---------------------|-----------|-----------|------------|---------|------------|--------------|-------------|
| | 713 | | | | | | | | 71 | | 10,205,446 |
| | | 78,481 | | | | | | | 2,129 | | 10,442,609 |
| | | 464,517 | 6,101 | 1,271 | 505,228 | 139,813 | 5,439 | | 2,762 | | 12,330,456 |
| | 285,418 | 305,378 | | 1,621 | 1,457,393 | 160,367 | 8,616 | | 304,295 | | 16,362,781 |
| | 137,242 | 1,168,769 | | 22,488 | 1,181,386 | 231,779 | 22,851 | | 305,466 | | 31,630,253 |
| | 135,647 | | | 54,037 | 412,544 | 26,386 | | | 301,518 | | 31,306,122 |
| | 75,673 | | | | 45,454 | 7,242 | | | 300,325 | | 30,995,424 |
| | 107,353 | | | | 48,554 | 10,225 | | 117 | 5,789 | | 31,030,285 |
| | 133,217 | | | | 6,356 | 14,833 | | 155 | 71 | | 31,299,171 |
| | | | | | 15,826 | 59,101 | | 132,725 | 7,411 | | 54,703,592 |
| 709,888 | 12,126 | | | | 5,125 | 213,011 | | 26,494 | 101,692 | | 75,813,551 |
| 367,033 | | | | | 22,637 | 1,782,286 | | 68,671 | 73,163 | | 148,793,327 |
| 1,131,183 | | | | | 560,626 | 644,966 | | 104,306 | 81,705 | | 173,977,717 |
| 593,925 | 322 | | | | 1,019,214 | 928,853 | | 269,265 | 112,753 | | 198,277,215 |
| 737,805 | | | | | 192,654 | 2,282,558 | | | 166,126 | | 228,864,135 |
| 892,454 | | | | | 184,853 | 1,333,770 | | | 248,287 | | 247,336,849 |
| 348,901 | | | | | 162,414 | 2,134,145 | | | 88,279 | | 259,266,647 |
| 283,329 | 180,000 | | | | 156,622 | 24,598 | | | 91,911 | | 254,464,761 |
| 641,858 | 205,287 | | | | 177,301 | 16,631 | | | 183,724 | 5,904,669 | 248,761,903 |
| 786,732 | 19,699 | | | | | | | | 145,001 | | 250,142,609 |
| 600,233 | | | | | | | | | 106,976 | | 248,339,934 |
| 261,248 | | | | | | | | | 64,299 | | 248,662,095 |
| 379,785 | 955 | | | | | | | | 104,593 | | 249,104,465 |
| 589,238 | 73,814 | | | | | | | | 60,124 | | 255,082,534 |
| 963,081 | | | | | | | | | 96,128 | | 255,734,161 |

其ノ三 累 期

(負)

| 年 度 | 資本金 | 缺損補填 準備金 | 配當平均 準備金 | 債 券 發行高 | 定 期 預リ金 | 借入金 | 地所建物 譲渡受高 | 假 受金 | 未拂金 | 爲替差 理金 |
|------|------------|-------------|-------------|-------------|------------|------------|--------------|-----------|-----------|-----------|
| 年 度 | 円 | 円 | 円 | 円 | 円 | 円 | 円 | 円 | 円 | 円 |
| 明治41 | 10,000,000 | — | — | — | — | — | — | — | — | — |
| 42 | 10,000,000 | 12,200 | 3,100 | — | — | — | — | — | 22,490 | — |
| 43 | 10,000,000 | 44,300 | 11,200 | — | — | 1,500,000 | — | 20,740 | 44,869 | — |
| 44 | 10,000,000 | 100,700 | 25,300 | — | — | 5,000,000 | — | 139,662 | 104,999 | — |
| 大正1 | 10,000,000 | 162,000 | 45,800 | 19,350,000 | — | 770,000 | — | 36,471 | 51,148 | — |
| 2 | 10,000,000 | 230,800 | 68,800 | 19,350,000 | — | — | — | 109,546 | 20,384 | — |
| 3 | 10,000,000 | 327,400 | 101,000 | 19,350,000 | — | — | — | 82,839 | 27,717 | — |
| 4 | 10,000,000 | 389,300 | 121,700 | 19,350,000 | — | — | — | 74,203 | 14,393 | — |
| 5 | 10,000,000 | 445,900 | 135,700 | 19,350,000 | — | — | — | 164,868 | 22,653 | — |
| 6 | 10,000,000 | 511,400 | 152,300 | 36,350,000 | 2,250,000 | — | — | 292,706 | 19,759 | — |
| 7 | 20,000,000 | 564,000 | 165,500 | 40,944,618 | 6,325,657 | 2,000,000 | — | 512,590 | 559,217 | — |
| 8 | 50,000,000 | 3,680,531 | 182,100 | 65,944,618 | 16,447,577 | 4,921,600 | — | 1,059,840 | 1,475,540 | — |
| 9 | 50,000,000 | 3,888,443 | 340,768 | 95,385,333 | 11,090,354 | 7,105,507 | 359,371 | 440,715 | 175,414 | — |
| 10 | 50,000,000 | 4,163,443 | 409,788 | 114,301,387 | 14,887,500 | 9,025,760 | 496,069 | 121,601 | 277,169 | — |
| 11 | 50,000,000 | 4,450,000 | 462,000 | 141,035,332 | 17,061,414 | 9,000,000 | 621,093 | 88,449 | 680,173 | — |
| 12 | 50,000,000 | 4,804,000 | 571,000 | 173,447,570 | 5,554,926 | 7,500,000 | 405,700 | 216,576 | 746,399 | — |
| 13 | 50,000,000 | 5,045,000 | 632,000 | 182,474,654 | 5,857,161 | 7,360,200 | 516,063 | 2,775,004 | 470,511 | — |
| 14 | 50,000,000 | 5,286,000 | 693,000 | 177,460,398 | 7,553,222 | 7,500,000 | 674,114 | 602,141 | 271,221 | — |
| 昭和1 | 50,000,000 | 5,550,000 | 759,000 | 170,214,322 | 10,397,505 | 7,456,572 | 1,294,004 | 356,258 | 1,514,350 | — |
| 2 | 50,000,000 | — | 759,000 | 168,236,932 | 7,283,083 | 12,859,902 | 4,766,532 | 1,600,270 | 1,145,643 | — |
| 3 | 50,000,000 | 250,000 | 979,000 | 176,730,632 | 5,740,260 | 2,803,703 | 5,404,914 | 888,012 | 847,606 | 1,277,426 |
| 4 | 50,000,000 | 450,000 | 1,019,000 | 172,976,225 | 5,877,431 | 7,398,917 | 4,756,455 | 1,633,976 | 254,645 | 1,088,269 |
| 5上半期 | 50,000,000 | 570,000 | 1,049,000 | 180,770,391 | 6,287,709 | 1,000,428 | 47,48,329 | 1,036,474 | 129,839 | 1,064,201 |
| 5下半期 | 50,000,000 | 635,000 | 1,069,000 | 180,219,665 | 6,315,365 | 8,116,314 | 4,533,130 | 1,154,807 | 137,511 | 916,979 |
| 6上半期 | 50,000,000 | 658,000 | 1,075,000 | 180,708,454 | 6,773,441 | 8,677,718 | 4,339,987 | 1,159,458 | 76,574 | 763,123 |

財 産 表

(債)

| 特 別 | 代理貸付 | 契 約 | 身 元 | 退 職 | 本 支 店 | 對 銀 及 | 雜 勘 定 | 前 期 | 當 期 | 合 計 |
|-----------|---------|---------|---------|---------|---------|---------|--------|---------|-----------|-------------|
| 受託金 | 保 證 | 保 證 金 | 保 證 金 | 給與基金 | 未 差 勘 定 | 對 金 勘 定 | 雜 勘 定 | 繰越益金 | 純 益 金 | 円 |
| 円 | 円 | 円 | 円 | 円 | 円 | 円 | 円 | 円 | 円 | 円 |
| — | — | — | 394 | — | — | — | 52,831 | — | 152,221 | 10,205,446 |
| — | — | 2,000 | 2,112 | — | — | — | — | 102,321 | 298,386 | 10,442,609 |
| — | — | 547 | 4,946 | — | — | — | — | 190,507 | 513,348 | 12,330,456 |
| — | — | 5,039 | 8,645 | 20,000 | — | — | — | 448,155 | 510,231 | 16,362,781 |
| — | — | 7,524 | 13,683 | 39,925 | — | — | — | 581,036 | 572,666 | 31,630,253 |
| — | — | 57,787 | 19,537 | 47,808 | — | — | — | 586,902 | 804,498 | 31,306,122 |
| — | — | 6,564 | 19,743 | 32,320 | — | — | — | 532,600 | 515,242 | 30,995,424 |
| — | — | 3,360 | 22,656 | 32,857 | — | — | — | 315,242 | 706,675 | 31,030,385 |
| — | — | 42,914 | 24,765 | 28,483 | — | — | — | 265,717 | 817,971 | 31,299,171 |
| 4,031,692 | — | 58,589 | 29,756 | 39,804 | — | — | — | 310,888 | 657,098 | 54,703,992 |
| 2,672,439 | — | 168,029 | 38,210 | 78,583 | — | — | — | 344,286 | 1,440,385 | 75,813,551 |
| 2,009,781 | — | 529,509 | 54,198 | 120,000 | 40,142 | — | — | 344,286 | 1,983,600 | 148,793,327 |
| 950,530 | 343,633 | 7,706 | 73,130 | 40,500 | 7 | — | — | 344,286 | 3,432,000 | 173,977,717 |
| 177,992 | 336,903 | 18,203 | 98,745 | 39,600 | — | — | — | 344,286 | 3,578,769 | 198,277,215 |
| 165,306 | 329,618 | 12,056 | 128,356 | 50,000 | 51 | — | — | 344,286 | 4,413,000 | 228,861,135 |
| 158,938 | 321,734 | 50,122 | 153,598 | 50,000 | — | — | — | 344,286 | 3,012,000 | 242,336,849 |
| 154,902 | 313,201 | 71,250 | 154,315 | 86,100 | — | — | — | 344,286 | 3,012,000 | 259,266,647 |
| 56,558 | 303,966 | 122,593 | 182,163 | 120,000 | — | — | — | 344,286 | 3,235,078 | 254,464,761 |
| 35,796 | 293,970 | 96,578 | 228,195 | 205,969 | — | — | — | 359,384 | — | 248,761,903 |
| 26,590 | 283,151 | 70,488 | 278,681 | 288,088 | — | 1,878 | — | 4,715 | 2,537,656 | 250,142,609 |
| 27,850 | 276,566 | 64,266 | 334,380 | 396,402 | 869 | 2,523 | — | 372,371 | 1,943,155 | 248,339,934 |
| — | 265,230 | 45,576 | 393,019 | 497,500 | — | 2,766 | — | 375,526 | 1,427,560 | 248,662,095 |
| — | 240,830 | 73,765 | 428,106 | 553,863 | — | 2,797 | — | 378,086 | 770,147 | 249,104,455 |
| — | 234,305 | 22,483 | 458,907 | 604,999 | — | 9,252 | — | 378,233 | 276,313 | 253,082,534 |
| — | 227,498 | 26,113 | 372,626 | 135,977 | 331 | — | — | 120,545 | 619,315 | 255,734,161 |

其ノ四 累 期
(利)

| 年 度 | 總 益 金 | 内 | | | | | | | | | | | | |
|------|------------|------------|-------------|------------|-----------|------------|------------|------------|------------------|------------|--------------|---|---|---|
| | | 貸付金 利 | 株券及債 券收入 | 特種事 業收入 | 預ケ金 利 | 地 所 收 入 | 山 林 收 入 | 建 物 收 入 | 地 所建 物 收 入 | 物 品 收 入 | 受託土地 利息收入 | | | |
| 明治41 | 311,975 | - | - | - | 11,317 | - | - | - | - | - | - | - | - | - |
| 42 | 559,086 | 7,130 | - | - | 83,321 | - | - | - | - | - | - | - | - | - |
| 43 | 1,078,063 | 27,750 | - | - | 44,765 | - | - | - | - | - | - | - | - | - |
| 44 | 1,555,523 | 74,418 | - | - | 36,126 | - | - | - | - | - | - | - | - | - |
| 大正 1 | 2,064,529 | 202,715 | - | - | 85,676 | - | - | - | - | - | - | - | - | - |
| 2 | 3,039,271 | 326,011 | - | - | 441,081 | - | - | - | - | - | - | - | - | - |
| 3 | 2,862,237 | 348,958 | 160,500 | - | 312,721 | - | - | - | - | - | - | - | - | - |
| 4 | 2,780,637 | 743,848 | - | - | 162,171 | - | - | - | - | 1,040 | - | - | - | - |
| 5 | 2,930,806 | 741,511 | - | - | 160,353 | - | - | - | - | 1,730 | - | - | - | - |
| 6 | 4,447,431 | 697,016 | 166,527 | - | 271,825 | - | - | - | - | 8,580 | - | - | - | - |
| 7 | 8,942,228 | 1,433,935 | 212,237 | - | 1,038,251 | - | - | - | - | 15,986 | - | - | - | - |
| 8 | 11,843,185 | 3,461,082 | 413,507 | - | 517,992 | - | - | - | - | 121,051 | - | - | - | - |
| 9 | 13,359,730 | 6,798,335 | 828,603 | - | 575,068 | - | - | - | - | 144,409 | - | - | - | - |
| 10 | 17,833,899 | 9,137,479 | 1,002,256 | - | 483,277 | - | - | - | - | 141,031 | - | - | - | - |
| 11 | 19,160,956 | 10,293,716 | 1,155,102 | - | 664,041 | - | - | - | 547,570 | 98,165 | - | - | - | - |
| 12 | 23,268,405 | 11,420,994 | 1,356,690 | - | 863,351 | - | - | - | 855,666 | 127,181 | - | - | - | - |
| 13 | 23,582,135 | 12,134,439 | 1,135,497 | - | 880,635 | - | - | - | 634,606 | 118,722 | - | - | - | - |
| 14 | 23,139,026 | 11,719,701 | 1,563,636 | 56,128 | 1,103,266 | - | - | - | 750,645 | 143,799 | - | - | - | - |
| 昭和 1 | 33,033,253 | 10,187,562 | 1,374,612 | 87,904 | 814,473 | - | - | - | 2,875,573 | 166,840 | 60,946 | - | - | - |
| 2 | 19,832,255 | 9,776,343 | 1,410,293 | 92,775 | 446,484 | 5,663,353 | 29,112 | 359,548 | 825,593 | 91,683 | 350,483 | - | - | - |
| 3 | 19,053,332 | 9,159,033 | 2,093,337 | 79,893 | 282,647 | 4,728,537 | 84,187 | 322,169 | 783,349 | 83,997 | 421,434 | - | - | - |
| 4 | 13,352,725 | 6,587,988 | 722,709 | 78,460 | 74,011 | 3,791,589 | 54,324 | 236,413 | 532,218 | 89,108 | 277,653 | - | - | - |
| 5上半期 | 8,744,467 | 4,700,957 | 577,905 | 2,700 | 31,743 | 1,711,091 | 40,347 | 134,336 | 533,139 | 10,905 | 302,723 | - | - | - |
| 5下半期 | 8,497,784 | 4,359,207 | 465,562 | 67,960 | 34,163 | 2,168,021 | 26,993 | 121,833 | 452,726 | 57,762 | 185,898 | - | - | - |
| 6上半期 | 8,671,282 | 4,772,358 | 597,812 | 2,500 | 16,642 | 1,762,887 | 6,539 | 127,352 | 544,336 | 17,081 | 180,186 | - | - | - |

損 益 表
(益)

| 業 收 入 | 事 業 收 入 | 補 給 金 | 小 作 料 | 移住地 利息 | 耕牛收入 | 雑 勘 定 | 前 期 繰 | 當 期 | 合 計 |
|------------|-----------|---------|---------|-----------|--------|---------|---------|-----------|------------|
| | | | | | | | 越 益 金 | 損 失 金 | |
| 659 | - | 300,000 | - | - | - | - | - | - | 311,975 |
| 33,455 | - | 300,000 | 134,674 | - | - | 507 | 102,321 | - | 661,407 |
| 6,173 | 699,374 | 300,000 | - | - | - | - | 190,507 | - | 1,268,570 |
| 21,797 | 1,155,181 | 278,000 | - | - | - | - | 448,155 | - | 2,013,678 |
| 53,291 | 1,422,848 | 300,000 | - | - | - | - | 581,036 | - | 2,645,565 |
| 26,757 | 1,945,422 | 300,000 | - | - | - | - | 586,902 | - | 3,626,173 |
| 27,638 | 1,674,693 | 300,000 | - | 37,728 | - | - | 532,600 | - | 3,394,837 |
| 31,199 | 1,467,180 | 300,000 | - | 62,467 | 12,731 | - | 315,242 | - | 3,095,878 |
| 41,181 | 1,859,119 | - | - | 108,950 | 17,954 | - | 265,717 | - | 3,196,523 |
| 46,026 | 3,007,280 | - | - | 201,243 | 33,933 | - | 310,888 | - | 4,758,319 |
| 163,007 | 5,073,323 | - | - | 227,835 | 62,428 | 615,228 | 344,286 | - | 9,186,514 |
| 539,542 | 6,588,653 | - | - | 201,359 | - | - | 344,286 | - | 12,187,471 |
| 1,508,726 | 3,319,399 | - | - | 185,191 | - | - | 344,256 | - | 13,704,016 |
| 2,517,572 | 4,276,355 | - | - | 278,925 | - | - | 344,286 | - | 18,178,185 |
| 2,233,657 | 4,168,704 | - | - | - | - | - | 344,286 | - | 19,505,242 |
| 3,526,043 | 5,117,481 | - | - | - | - | - | 344,286 | - | 23,612,691 |
| 4,112,653 | 4,565,579 | - | - | - | - | - | 344,286 | - | 23,926,421 |
| 2,739,116 | 5,062,735 | - | - | - | - | - | 344,286 | - | 23,483,312 |
| 12,683,209 | 4,782,134 | - | - | - | - | - | 359,384 | 5,545,285 | 38,937,922 |
| 786,588 | - | - | - | - | - | - | 4,715 | - | 19,836,970 |
| 1,014,750 | - | - | - | - | - | - | 372,371 | - | 19,425,703 |
| 914,313 | - | - | - | - | - | - | 375,526 | - | 13,734,312 |
| 698,620 | - | - | - | - | - | - | 378,086 | - | 9,122,553 |
| 557,658 | - | - | - | - | - | - | 378,233 | - | 8,876,017 |
| 643,590 | - | - | - | - | - | - | 120,545 | - | 8,791,828 |

其ノ四 果 期

(損

| 年度 | 總損金 | 内 | | | | | | | | | | |
|------|------------|-----------|-----------|---------|---------|-----------|---------|---------|---------|-----------|---------|--|
| | | 報酬及料給 | 雜給 | 退與 | 旅費 | 諸稅 | 修繕費 | 備品及消耗品費 | 通信及運搬費 | 雜費 | 雜損 | |
| 明治41 | 159,754 | 17,686 | | | 5,915 | | | | | | | |
| 42 | 250,700 | 76,522 | | | 18,595 | | | | | | | |
| 43 | 564,715 | 93,926 | | | 14,833 | | | | | | | |
| 44 | 1,055,242 | 98,580 | | | | | | | | | | |
| 大正1 | 1,491,863 | 118,233 | | | | | | | | | | |
| 2 | 2,234,773 | 126,122 | | | | | | | | | | |
| 3 | 2,346,976 | 120,480 | | | | 333,841 | | | | | | |
| 4 | 2,073,961 | 223,840 | 75,101 | | 51,350 | 332,440 | 22,374 | | | 198,801 | | |
| 5 | 2,112,835 | 223,199 | 82,420 | | 64,259 | 337,333 | 28,800 | | | 300,065 | | |
| 6 | 3,790,333 | 236,813 | 101,289 | | 134,708 | 439,706 | 66,531 | | | 1,111,276 | | |
| 7 | 7,401,843 | 239,497 | 101,972 | | 212,218 | 499,111 | 62,669 | | | 1,303,170 | 88,379 | |
| 8 | 9,859,535 | 382,845 | 138,577 | | 380,993 | 999,419 | 273,381 | | | 2,576,111 | 326,594 | |
| 9 | 9,927,730 | 613,901 | 201,927 | | 309,525 | 797,885 | 164,143 | | | 1,836,406 | 702,850 | |
| 10 | 14,255,130 | 630,245 | 197,853 | | 324,712 | 897,034 | 113,893 | | | 1,737,430 | 675,320 | |
| 11 | 14,747,956 | 700,131 | 204,733 | | 304,309 | 1,206,660 | 141,657 | | | 1,763,902 | 454,458 | |
| 12 | 20,256,405 | 928,589 | 1,145,313 | | 319,112 | 1,060,348 | 224,487 | 220,903 | 162,839 | 860,247 | 228,307 | |
| 13 | 20,570,135 | 776,241 | 858,007 | | 237,202 | 993,584 | 93,166 | 135,578 | 108,514 | 623,115 | 184,253 | |
| 14 | 19,843,928 | 801,945 | 790,614 | | 243,448 | 1,003,896 | 116,102 | 139,664 | 101,813 | 691,683 | 23,143 | |
| 昭和1 | 38,937,922 | 802,802 | 492,431 | | 236,690 | 1,020,439 | 101,931 | 144,320 | 87,535 | 578,517 | 55,143 | |
| 2 | 17,234,599 | 959,884 | 573,616 | | 260,497 | 1,010,882 | 94,212 | 155,905 | 279,936 | 604,570 | 789,198 | |
| 3 | 17,110,177 | 1,006,954 | 595,343 | | 284,921 | 1,146,740 | 79,071 | 158,164 | 314,694 | 834,253 | 443,594 | |
| 4 | 11,931,226 | 777,748 | 589,762 | | 211,022 | 681,258 | 70,708 | 110,915 | 195,205 | 459,621 | 114,832 | |
| 5上半期 | 7,974,320 | 523,949 | 355,083 | | 155,991 | 516,247 | 37,737 | 64,545 | 124,339 | 222,644 | 115,247 | |
| 5下半期 | 8,221,471 | 542,593 | 287,948 | | 133,264 | 566,634 | 49,552 | 60,817 | 140,229 | 334,878 | 132,862 | |
| 6上半期 | 8,051,967 | 456,806 | 179,739 | 217,145 | 140,998 | 500,936 | 36,498 | 48,895 | 123,761 | 190,436 | 51,839 | |

損 益 表

(失)

| 仕拂利息 | 諸債却金 | 特別償却金 | 仕入品及材料費 | 營業費 | 事業費 | 修繕費 | 派出所費 | 廢棄物金 | 當期利益金 | 合計 |
|------------|---------------|------------|---------|---------|---------|-----|-------|---------|-----------|------------|
| | | | | | | | | | | |
| | 52,118 | | | 83,893 | | 142 | | | 152,221 | 311,975 |
| | (積立金) | | | 156,253 | | 137 | 9,091 | | 400,707 | 661,407 |
| | | | | 173,673 | 282,283 | | | | 703,855 | 1,268,570 |
| 76,360 | | | | 302,826 | 577,476 | | | | 958,436 | 2,013,678 |
| 469,181 | | | | 280,394 | 624,055 | | | | 1,153,702 | 2,645,565 |
| 977,518 | 63,855 | | | 342,573 | 724,704 | | | | 1,391,400 | 3,626,173 |
| 990,510 | (積立金) 106,385 | | 37,000 | 229,122 | 324,290 | | | 205,368 | 1,047,842 | 3,394,837 |
| 873,136 | 54,440 | | | | | | | 242,481 | 1,021,917 | 3,095,878 |
| 844,028 | 232,731 | | | | | | | | 1,083,688 | 3,196,523 |
| 1,107,241 | 592,570 | | | | | | | | 967,986 | 4,758,319 |
| 2,522,183 | 2,322,645 | | | | | | | | 1,784,671 | 9,186,514 |
| 3,834,550 | 947,016 | | | | | | | | 2,327,886 | 12,187,471 |
| 4,255,922 | 1,025,171 | | | | | | | | 3,776,286 | 13,704,016 |
| 7,557,412 | 2,121,230 | | | | | | | | 3,923,055 | 18,178,185 |
| 8,944,929 | 1,027,168 | | | | | | | | 4,757,286 | 19,505,242 |
| 12,741,902 | 864,358 | 1,500,000 | | | | | | | 3,356,286 | 23,612,691 |
| 11,995,205 | 749,800 | 3,818,470 | | | | | | | 3,356,286 | 23,926,421 |
| 12,750,219 | 1,013,630 | 2,162,770 | | | | | | | 3,639,384 | 23,483,312 |
| 13,501,554 | 1,082,561 | 20,834,000 | | | | | | | | 38,937,922 |
| 11,670,183 | 895,716 | | | | | | | | 2,542,371 | 19,836,970 |
| 10,376,364 | 1,870,077 | | | | | | | | 2,315,526 | 19,425,703 |
| 7,143,264 | 1,576,891 | | | | | | | | 1,803,086 | 13,734,312 |
| 5,102,735 | 749,804 | | | | | | | | 1,148,233 | 9,122,553 |
| 5,301,525 | 671,170 | | | | | | | | 654,545 | 8,876,017 |
| 5,397,147 | 707,768 | | | | | | | | 739,860 | 8,791,828 |

其ノ五 累期利益金處分状況

| 年 度 | 利 益 金 | | | 配 分 | | | | | | |
|-------|-----------|-----------|-----------|-----------|---------|-----------|----------------------|-----------|---------|--|
| | 當 期 益 金 | 前 期 繰 越 金 | 計 | 繰 上 補 償 金 | 配 當 金 | 役 員 賞 與 金 | 配 當 金 | 政 府 納 付 金 | 後 繰 越 金 | |
| 明治 41 | 152,221 | — | 152,221 | 12,200 | 3,100 | 8,000 | 26,600 | — | 102,321 | |
| 42 | 298,386 | 102,321 | 400,707 | 32,100 | 8,100 | 20,000 | 年六分強 150,000 | — | 190,507 | |
| 43 | 513,348 | 190,507 | 703,855 | 56,400 | 14,100 | 35,200 | 年六分 150,000 | — | 448,155 | |
| 44 | 510,281 | 448,155 | 958,436 | 61,300 | 20,500 | 25,600 | 年六分 270,000 | — | 581,036 | |
| 大正 1 | 572,666 | 581,036 | 1,153,702 | 68,800 | 23,000 | 25,000 | 年六分五厘弱 450,000 | — | 586,902 | |
| 2 | 804,498 | 586,902 | 1,391,400 | 96,600 | 32,200 | 40,000 | 年六分五厘強 690,000 | — | 532,600 | |
| 3 | 515,242 | 532,600 | 1,047,842 | 61,900 | 20,700 | — | 年七分強 650,000 | — | 315,242 | |
| 4 | 706,675 | 315,242 | 1,021,917 | 56,600 | 14,200 | 35,400 | 年六分五厘 650,000 | — | 265,717 | |
| 5 | 817,971 | 265,717 | 1,083,688 | 65,500 | 16,400 | 40,900 | 年六分五厘 650,000 | — | 310,888 | |
| 6 | 657,098 | 310,888 | 967,986 | 52,600 | 13,200 | 32,900 | 年六分五厘 525,000 | — | 344,286 | |
| 7 | 1,440,385 | 344,286 | 1,784,671 | 681,285 | 16,600 | 49,500 | 政府特種ヲ除キ年七分五厘 693,000 | — | 344,286 | |
| 8 | 1,983,600 | 344,286 | 2,327,886 | 207,912 | 158,688 | 99,000 | 政府特種ヲ除キ年八分 1,518,000 | — | 344,286 | |
| 9 | 3,432,000 | 344,286 | 3,776,286 | 275,000 | 69,000 | 160,000 | 年九分 2,750,000 | 178,000 | 344,286 | |
| 10 | 3,578,769 | 344,286 | 3,923,055 | 286,557 | 72,212 | 170,000 | 年一割 2,750,000 | 300,000 | 344,286 | |
| 11 | 4,413,000 | 344,286 | 4,757,286 | 354,000 | 89,000 | 170,000 | 年一割 3,500,000 | 300,000 | 344,286 | |
| 12 | 3,012,000 | 344,286 | 3,356,286 | 241,000 | 61,000 | 150,000 | 年一割 2,560,000 | — | 344,286 | |
| 13 | 3,012,000 | 344,286 | 3,356,286 | 241,000 | 61,000 | 150,000 | 年八分 2,560,000 | — | 344,286 | |
| 14 | 3,295,078 | 344,286 | 3,639,364 | 264,000 | 66,000 | 150,000 | 年八分 2,800,000 | — | 359,364 | |
| 昭和 1 | 5,904,669 | 359,384 | 6,264,053 | 5,550,000 | — | — | — | — | 4,715 | |
| 2 | 2,537,656 | 4,715 | 2,542,371 | 250,000 | 220,000 | 100,000 | 1,600,000 | — | 372,371 | |
| 3 | 1,943,155 | 372,371 | 2,315,526 | 200,000 | 40,000 | 100,000 | 政府特種ヲ除キ年五分 1,600,000 | — | 375,526 | |
| 4 | 1,427,560 | 375,526 | 1,803,086 | 120,000 | 30,000 | 75,000 | 政府特種ヲ除キ年五分 1,200,000 | — | 378,086 | |
| 5 上半期 | 770,147 | 378,086 | 1,148,233 | 65,000 | 20,000 | 45,000 | 政府特種ヲ除キ年五分 640,000 | — | 378,233 | |
| 5 上半期 | 276,313 | 378,233 | 654,546 | 23,000 | 6,000 | 25,000 | 政府特種ヲ除キ年四分 480,000 | — | 120,545 | |
| 6 下半期 | 619,315 | 120,545 | 739,860 | 50,000 | 12,500 | 40,000 | 政府特種ヲ除キ年三分 480,000 | — | 152,360 | |

備考 利益額 = 於ケル△印ハ當期損失金額ヲ示シ分配額 = 於ケル△印ハ損失補償金額ヲ示ス

其ノ六 各年度貸付回収状況

| 年 度 | 貸 付 高 | 回 收 高 | 年 度 (期) 末 現 在 高 |
|-------|------------|------------|-----------------|
| 明治 41 | — | — | — |
| 42 | 221,900 | — | 221,900 |
| 43 | 482,415 | 116,785 | 587,530 |
| 44 | 778,951 | 229,011 | 1,137,470 |
| 大正 1 | 1,545,168 | 280,812 | 2,401,826 |
| 2 | 1,915,126 | 407,262 | 3,909,690 |
| 3 | 1,766,671 | 403,661 | 5,272,670 |
| 4 | 1,272,613 | 944,806 | 5,600,477 |
| 5 | 1,669,997 | 1,661,875 | 5,608,599 |
| 6 | 6,816,136 | 1,993,033 | 10,431,702 |
| 7 | 26,591,046 | 5,394,841 | 31,627,907 |
| 8 | 64,590,526 | 25,961,403 | 70,257,029 |
| 9 | 56,007,960 | 32,291,063 | 93,973,926 |
| 10 | 56,787,224 | 34,135,628 | 116,625,523 |
| 11 | 34,175,270 | 24,345,213 | 126,455,579 |
| 12 | 53,625,325 | 28,481,542 | 151,599,362 |
| 13 | 32,399,676 | 35,750,754 | 148,248,285 |
| 14 | 31,951,653 | 37,924,828 | 142,275,110 |
| 昭和 1 | 21,950,317 | 40,205,876 | 124,019,551 |
| 2 | 27,571,757 | 37,631,487 | 113,959,821 |
| 3 | 35,157,791 | 32,318,488 | 125,074,938 |
| 4 | 28,953,486 | 29,394,722 | 124,633,702 |
| 5 上半期 | 25,597,489 | 25,133,702 | 125,097,489 |
| 5 下半期 | 17,408,504 | 10,218,054 | 132,287,938 |
| 6 上半期 | 26,922,185 | 25,780,170 | 133,427,953 |

其ノ七 貸付金地方別種類別内訳 (昭和六年六月末現在)

| 種別 | 地方別 | | | | | 計 |
|-------|---------------------|---------------------|-------------------|-------------------|--|-----------------------|
| | 朝鮮 | 滿洲 | 北部支那 | 南洋 | | |
| 定期貸付金 | 15,702,945 | 23,505,556 | 1,362,418 | 4,205,095 | | 44,776,014 |
| 年賦貸付金 | 70,014,239 | 13,592,126 | 1,727,575 | 3,320,000 | | 88,653,939 |
| 計 | 85,717,184 (64%) | 37,097,682 (28%) | 3,089,992 (2%) | 7,525,095 (6%) | | 133,429,953 (100%) |
| 代理貸付金 | 227,498 | | | | | 227,498 |
| 合計 | 85,944,682 | 37,097,682 | 3,089,992 | 7,525,095 | | 133,657,451 |

其ノ八 貸付金地方別用途別内訳 (昭和六年六月末現在)

| 用途別 | 地方別 | | | | | 計 |
|----------|------------|------------|-----------|-----------|--|-------------|
| | 朝鮮 | 滿洲 | 北部支那 | 南洋 | | |
| 土地改良及開墾 | 7,187,932 | 1,087,505 | | | | 8,275,439 |
| 水利事業 | 12,502,194 | | | | | 12,502,194 |
| 市街土地建物 | 3,487,536 | 17,423,768 | 2,112,135 | | | 23,023,440 |
| 農事經營 | 22,434,694 | 2,934,377 | 3,296 | 3,050,095 | | 28,422,462 |
| 造林 | 127,112 | 24,907 | | 485,000 | | 637,020 |
| 果樹栽培 | 176,076 | 34,000 | | | | 210,076 |
| 果樹肥料 | 182,379 | 934,621 | | | | 1,117,001 |
| 人蔘栽培 | 72,533 | 121,000 | | | | 193,533 |
| 畜産 | 55,544 | | | | | 55,544 |
| 畜産 | 1,107,610 | 114,507 | 12,953 | | | 1,235,071 |
| 水産 | 247,783 | 320,000 | | | | 567,783 |
| 紙業 | 2,028,194 | 323,960 | 223,400 | 900,000 | | 3,475,554 |
| 製紙 | | 43,800 | | | | 43,800 |
| 製材 | 27,543 | 72,647 | | | | 100,190 |
| 紡織 | 30,749 | 2,393,400 | | | | 2,424,149 |
| 精米 | 84,927 | 9,379 | | | | 94,307 |
| 製油 | | 124,000 | | | | 124,000 |
| 製糖 | | 40,000 | | 2,375,000 | | 2,415,000 |
| 製糖 | 459,654 | 279,958 | | | | 739,611 |
| 醸造 | 101,222 | 123,190 | | | | 224,412 |
| 造業 | 39,352 | 419,193 | | | | 458,545 |
| 運輸交通 | 457,583 | 6,735,744 | | | | 7,193,327 |
| 電気及瓦斯 | 5,885,975 | 2,394,000 | 452,000 | | | 8,731,975 |
| 災害救済 | 40,370 | 191,000 | | | | 232,181 |
| 衛生 | 36,716 | 1,972 | | | | 38,688 |
| 教化 | 280,032 | 27,621 | | | | 307,653 |
| 雜資 | 2,136,854 | 913,322 | 286,208 | 715,000 | | 4,051,385 |
| 計 | 59,190,566 | 37,097,682 | 3,089,992 | 7,525,095 | | 106,903,335 |
| 移住費貸付 | 478,313 | | | | | 478,313 |
| 産米増殖資金貸付 | 26,048,305 | | | | | 26,048,305 |
| 合計 | 85,717,184 | 37,097,682 | 3,089,992 | 7,525,095 | | 133,429,953 |

備考 本表ニハ代理貸付金 227,498圓(朝鮮ニ於ケル水利事業貸付資金)ヲ包含セズ

其ノ九 朝鮮産米増殖資金貸付内訳 (昭和六年六月末現在)

| 支店別 | 土地改良資金 | | | 農事改良資金 | | | 合計 |
|------|-----------|------------|------------|-----------|---------|-----------|------------|
| | 定期貸付金 | 年賦貸付金 | 計 | 定期貸付金 | 年賦貸付金 | 計 | |
| 釜山支店 | 820,000 | 392,089 | 1,212,089 | 94,730 | 25,544 | 120,274 | 1,332,364 |
| 大邱 | 656,000 | 138,163 | 794,163 | 465,497 | 5,178 | 470,675 | 1,264,838 |
| 木浦 | 146,000 | 1,357,813 | 1,503,813 | 341,118 | 16,642 | 357,760 | 1,861,573 |
| 禮泉 | 560,000 | 4,019,758 | 4,579,758 | 44,070 | 27,636 | 71,706 | 4,651,464 |
| 大田 | 1,192,955 | 1,175,062 | 2,368,017 | 174,175 | 70,069 | 244,244 | 2,612,261 |
| 京城 | | 251,851 | 251,851 | 59,507 | 64,281 | 123,788 | 375,639 |
| 元山 | 914,754 | 167,670 | 1,082,425 | 80,057 | 5,382 | 85,439 | 1,167,864 |
| 沙里院 | 1,367,000 | 5,897,017 | 7,264,017 | 52,002 | 112 | 52,114 | 7,316,131 |
| 平壤 | 1,022,906 | 4,030,433 | 5,053,339 | 379,082 | 33,752 | 412,833 | 5,466,172 |
| 計 | 6,679,615 | 17,429,857 | 24,109,472 | 1,690,237 | 248,596 | 1,938,833 | 26,048,305 |

備考 朝鮮産米増殖事業ハ朝鮮總督府ノ計畫ニ係リ大正十五年以降十五ヶ年ヲ以テ完成ヲ期スルモノナリ、東拓ニ本事業ニ参加ス

其ノ一〇 朝鮮産米増殖資金取入状況 (昭和六年六月末状況)

| 種別 | 資金 | | | | 備考 |
|--------|------------|-------------|-----------------------|------------|-------------------|
| | 受入年度 | 預金部 低利資金 | 東 自 己 資 金 | 折 計 | |
| 土地改良資金 | 昭和1年度 | 2,273,000 | 2,273,000 | 4,546,000 | 低資 七月二十六日發行第四一回社債 |
| | 2 | 3,610,000 | 3,610,000 | 7,220,000 | 六月二十四日 第四九回 |
| | 3 | 4,050,000 | 4,050,000 | 8,100,000 | 六月二十六日 第五五回 |
| | 4 | 844,000 | 844,000 | 1,688,000 | 五年三月二十日 第六四回 |
| | 昭和5年上半期 | 3,212,000 | 3,212,000 | 6,424,000 | 六月三十日 第六七回 |
| | 計 | 13,989,000 | 13,989,000 | 27,978,000 | |
| 農事改良資金 | 昭和1年度 | 1,384,000 | 1,384,000 | 2,768,000 | 低資 九月二十六日發行第四二回社債 |
| | 2 | 448,000 | 448,000 | 896,000 | 六月二十四日 第五〇回 |
| | 3 | 140,000 | 140,000 | 280,000 | 六月二十六日 第五六回 |
| | 4 | 453,000 | 453,000 | 906,000 | 五年三月二十日 第六五回 |
| | 昭和5年上半期 | 258,000 | 258,000 | 516,000 | 六月三十日 第六八回 |
| | 計 | 2,683,000 | 2,683,000 | 5,366,000 | |
| 合計 | 16,672,000 | 16,672,000 | 33,344,000 | | |

其ノ十一 移住民道別戸數 (昭和六年六月末現在)

| 道名 | 種別 | 第1回 | 第2回 | 第3回 | 第4回 | 第5回 | 第6回 | 第7回 | 第8回 | 第9回 | 第10回 | 第11回 | 第12回 | 第13回 | 第14回 | 第15回 | 第16回 | 第17回 | 計 |
|------|-----|------|-----|-----|-----|-----|-----|-----|-----|-----|------|------|------|------|------|------|------|------|-------|
| | | 度向南道 | 第1種 | 59 | 136 | 104 | 59 | 46 | 43 | 32 | 66 | 35 | 50 | 21 | - | - | - | - | |
| | 第2種 | 4 | 4 | 1 | 1 | - | 1 | 2 | 4 | 7 | 5 | 3 | 5 | 5 | 10 | 13 | 14 | 4 | 83 |
| 度向北道 | 第1種 | - | 63 | 87 | 54 | 59 | 23 | 16 | 38 | 30 | 37 | 12 | - | - | - | - | - | - | 419 |
| | 第2種 | - | 3 | - | 1 | 2 | 1 | - | - | 4 | 3 | 1 | 3 | 1 | 3 | 3 | 3 | 1 | 29 |
| 全羅南道 | 第1種 | 9 | 30 | 112 | 109 | 63 | 40 | 32 | 29 | 70 | 87 | 30 | - | - | - | - | - | - | 611 |
| | 第2種 | 2 | 2 | 5 | 7 | 3 | 2 | - | 5 | 9 | 3 | 6 | 11 | 8 | 8 | 8 | 6 | 3 | 88 |
| 全羅北道 | 第1種 | 28 | 25 | 59 | 66 | 76 | 30 | 11 | 37 | 47 | 82 | 21 | - | - | - | - | - | - | 486 |
| | 第2種 | 1 | 1 | 2 | 1 | 4 | 1 | 1 | 6 | 6 | 6 | 2 | 11 | 14 | 8 | 9 | 10 | 2 | 87 |
| 忠清南道 | 第1種 | 3 | 21 | 36 | 49 | 28 | 14 | 12 | 30 | 23 | 32 | 13 | - | - | - | - | - | - | 261 |
| | 第2種 | - | - | 1 | - | - | 1 | 1 | 6 | 3 | 1 | 4 | 5 | 6 | 5 | 3 | 3 | - | 39 |
| 忠清北道 | 第1種 | - | - | - | - | - | 2 | 5 | - | 1 | 6 | - | - | - | - | - | - | - | 14 |
| | 第2種 | - | - | - | - | - | 1 | 1 | - | - | - | - | - | - | - | - | - | - | 1 |
| 京畿道 | 第1種 | 6 | 41 | 108 | 65 | 58 | 55 | 27 | 42 | 38 | 48 | 27 | 1 | - | - | - | - | - | 516 |
| | 第2種 | - | 3 | 10 | 4 | 5 | - | 2 | 4 | 2 | 3 | 3 | 10 | 9 | 13 | 19 | 12 | 8 | 107 |
| 成鏡南道 | 第1種 | - | - | - | 1 | 5 | - | - | - | - | 1 | 1 | - | - | - | - | - | - | 8 |
| | 第2種 | - | - | - | - | - | - | - | - | - | 1 | - | - | - | - | - | 2 | - | 3 |
| 江原道 | 第1種 | - | - | - | - | - | - | - | - | - | - | - | - | - | - | - | 1 | - | - |
| | 第2種 | - | - | - | - | - | - | - | - | - | - | - | - | - | - | - | - | - | 1 |
| 黄海道 | 第1種 | - | 1 | 55 | 82 | 33 | 32 | 51 | 37 | 32 | 39 | 24 | - | - | - | - | - | - | 386 |
| | 第2種 | - | 7 | 18 | 2 | 8 | 8 | 6 | 3 | 5 | 4 | 7 | 9 | 17 | 11 | 17 | 18 | 12 | 144 |
| 平安北道 | 第1種 | - | - | - | - | 5 | - | - | - | - | - | - | - | - | - | - | - | - | 5 |
| | 第2種 | - | - | - | - | - | - | - | - | - | - | - | - | - | - | - | - | - | - |
| 合計 | 第1種 | 105 | 321 | 561 | 485 | 368 | 244 | 186 | 279 | 276 | 382 | 149 | 1 | - | - | - | - | - | 3,357 |
| | 第2種 | 7 | 13 | 26 | 32 | 16 | 14 | 12 | 30 | 36 | 27 | 26 | 54 | 60 | 58 | 72 | 69 | 30 | 582 |
| 總計 | | 112 | 334 | 587 | 517 | 384 | 258 | 198 | 309 | 312 | 409 | 175 | 55 | 60 | 58 | 72 | 69 | 30 | 3,939 |

備考 1. 第一種移住民トハ第一回募集以來大正十年迄ニ募集シタルモノニシテ田畑約二町歩ヲ割當テレ爾當
地全部ヲ自作スル自作移住民ヲ謂フ、第二種移住民トハ大正十一年以後募集セシモノニシテ田畑約
五町歩ヲ割當テ割當地ノ一町歩以內ヲ自作シ爾餘ヲ自作ニ付スル地主移住民ナリ
2. 移住民募集ハ明治四十三年第一回募集昭和二年迄七回ニ行ハレタリ

58 在籍船舶及貿易出入船舶

| 船名 | 噸年 | 汽 船 | | | | 帆 船 | | | | 石 數 | | |
|-----------|----|------|---------|--------|------------|------|--------|--------|---------|------|--------|--|
| | | 在籍隻數 | 在籍噸數 | 出入隻數 | 出入噸數 | 在籍隻數 | 在籍噸數 | 出入隻數 | 出入噸數 | 在籍隻數 | 在籍石數 | |
| 朝鮮 | | | | | | | | | | | | |
| 大正 | 14 | 136 | 40,983 | 15,451 | 12,369,001 | 622 | 20,794 | 25,414 | 337,884 | 2 | 59 | |
| 昭和 | 1 | 160 | 45,185 | 15,693 | 13,278,937 | 645 | 21,607 | 20,538 | 379,397 | 2 | 59 | |
| | 2 | 160 | 44,530 | 15,854 | 14,916,501 | 645 | 21,606 | 28,911 | 361,332 | - | - | |
| | 3 | 179 | 49,519 | 19,328 | 17,909,180 | 648 | 21,658 | 38,783 | 435,989 | - | - | |
| | 4 | 186 | 47,202 | 20,532 | 18,738,881 | 684 | 22,705 | 37,961 | 422,565 | - | - | |
| | 5 | 199 | 54,957 | 22,399 | 19,834,058 | 692 | 22,905 | 34,778 | 414,251 | - | - | |
| 臺灣 | | | | | | | | | | | | |
| 大正 | 14 | 17 | 11,160 | 4,926 | 9,105,342 | 53 | 3,175 | 2,307 | 110,715 | 44 | 11,057 | |
| 昭和 | 1 | 15 | 10,631 | 5,530 | 10,483,402 | 73 | 4,181 | 2,168 | 101,611 | 41 | 10,418 | |
| | 2 | 14 | 3,843 | 5,392 | 10,715,372 | 95 | 5,533 | 2,102 | 111,731 | 29 | 7,433 | |
| | 3 | 15 | 4,323 | 5,349 | 10,981,568 | 118 | 6,891 | 1,846 | 92,583 | 24 | 6,251 | |
| | 4 | 15 | 2,862 | 5,894 | 11,571,928 | 131 | 7,326 | 2,206 | 98,705 | 22 | 5,915 | |
| | 5 | - | - | 6,324 | 12,222,511 | - | - | 1,967 | 94,836 | - | - | |
| 日本 | | | | | | | | | | | | |
| 大正 | 14 | - | - | 92 | 64,685 | - | - | 23 | 2,932 | - | - | |
| 昭和 | 1 | - | - | 52 | 43,657 | - | - | 15 | 1,673 | - | - | |
| | 2 | - | - | 44 | 35,600 | - | - | 22 | 3,214 | - | - | |
| | 3 | - | - | 47 | 60,893 | - | - | 10 | 2,184 | - | - | |
| | 4 | - | - | 51 | 52,152 | - | - | 12 | 900 | - | - | |
| | 5 | - | - | - | - | - | - | - | - | - | - | |
| 關東州及鐵道附屬地 | | | | | | | | | | | | |
| 大正 | 14 | 123 | 350,479 | 7,383 | 17,473,730 | 1 | 46 | 15,253 | 153,353 | 19 | 5,473 | |
| 昭和 | 1 | 126 | 348,033 | 7,463 | 18,402,437 | - | - | 15,875 | 171,046 | 27 | 7,591 | |
| | 2 | 133 | 360,547 | 7,925 | 19,526,438 | 7 | 284 | 19,967 | 224,763 | 31 | 8,632 | |
| | 3 | 130 | 351,563 | 8,648 | 21,585,539 | 28 | 1,177 | 14,462 | 199,280 | 31 | 8,632 | |
| | 4 | 130 | 363,998 | 9,377 | 24,064,779 | 61 | 2,446 | 15,198 | 172,436 | 31 | 8,632 | |
| | 5 | 130 | 359,835 | 8,003 | 21,158,587 | 104 | 4,151 | 11,240 | 132,079 | 31 | 8,632 | |
| 南洋羣島 | | | | | | | | | | | | |
| 大正 | 14 | - | - | 575 | - | - | - | - | - | - | - | |
| 昭和 | 1 | - | - | 444 | 1,170,378 | - | - | 243 | 58,928 | - | - | |
| | 2 | - | - | 534 | 1,394,464 | - | - | 257 | 53,471 | - | - | |
| | 3 | - | - | 483 | 1,488,225 | - | - | 178 | 51,192 | - | - | |
| | 4 | - | - | 522 | 1,600,670 | - | - | 119 | 44,180 | - | - | |
| | 5 | - | - | 545 | 1,765,211 | - | - | 53 | 8,078 | - | - | |

61 輸出價額累年比較

| 地名 年次 | 内地 | 朝鮮 | 臺灣 | 關東州 | 樺太 | 南洋群島 | 地名 年次 |
|----------|---------------|------------|------------|-------------|-----------|---------|----------|
| 明治30 | 163,135,077 | — | 12,759,274 | — | — | — | 30 |
| 35 | 258,303,055 | — | 13,916,858 | — | — | — | 35 |
| 40 | 432,412,873 | — | 9,741,427 | — | — | — | 40 |
| 45 | 526,981,842 | 5,617,603 | 14,960,228 | 56,782,534 | 9,943 | — | 45 |
| 大正2 | 632,460,213 | 5,921,727 | 12,942,442 | 44,661,107 | 91,865 | — | 2 |
| 3 | 591,101,461 | 6,448,453 | 12,982,314 | 43,361,491 | 249,765 | — | 3 |
| 4 | 708,305,997 | 9,319,540 | 15,430,278 | 58,337,713 | 183,637 | 120 | 4 |
| 5 | 1,127,468,118 | 14,854,511 | 31,652,474 | 56,346,241 | 107,827 | 64,091 | 5 |
| 6 | 1,603,005,048 | 20,233,203 | 40,215,791 | 74,610,393 | 50,981 | 41,120 | 6 |
| 7 | 1,962,100,668 | 18,698,075 | 33,394,008 | 91,648,642 | 47,849 | 117,806 | 7 |
| 8 | 2,078,872,617 | 22,078,644 | 35,622,237 | 104,210,852 | 76,581 | 40,875 | 8 |
| 9 | 1,948,374,111 | 27,639,207 | 35,172,945 | 115,515,910 | 612,587 | 30,072 | 9 |
| 10 | 1,252,837,715 | 20,894,577 | 23,541,621 | 114,067,703 | 879,828 | 129,232 | 10 |
| 11 | 1,637,451,918 | 17,489,641 | 30,563,489 | 117,985,912 | 438,582 | 92,353 | 11 |
| 12 | 1,447,750,720 | 20,403,305 | 27,152,437 | 133,438,067 | 244,163 | 40,760 | 12 |
| 13 | 1,807,034,837 | 22,379,081 | 42,575,953 | 114,310,214 | 53,721 | 57,520 | 13 |
| 14 | 2,305,589,807 | 24,341,817 | 47,965,844 | 171,259,261 | 34,349 | 21,918 | 14 |
| 昭和1 | 2,044,727,991 | 24,779,055 | 49,315,487 | 189,539,672 | 2,612 | 87,334 | 1 |
| 2 | 1,992,317,162 | 28,133,588 | 44,597,707 | 205,311,301 | 26,352 | 40,609 | 2 |
| 3 | 1,971,955,355 | 32,149,187 | 33,895,688 | 199,363,559 | 199,208 | 94,345 | 3 |
| 4 | 2,148,518,552 | 35,773,033 | 33,187,977 | 256,953,525 | 1,323,407 | 78,355 | 4 |
| 5 | — | 25,852,353 | 22,809,738 | 232,377,400 | 1,987,608 | 61,380 | 5 |

關東州ハ海港ヨリ輸出シタルモノヲ示ス 南洋群島ハ對内地貿易ヲ包含セズ

62 輸入價額累年比較

| 地名 年次 | 内地 | 朝鮮 | 臺灣 | 關東州 | 樺太 | 南洋群島 | 地名 年次 |
|----------|---------------|-------------|------------|-------------|-----------|---------|----------|
| 30 | 219,300,772 | — | 12,659,278 | — | — | — | 30 |
| 35 | 271,731,259 | — | 10,100,532 | — | — | — | 35 |
| 40 | 494,467,346 | — | 11,220,685 | — | — | — | 40 |
| 45 | 618,992,277 | 26,359,434 | 19,307,126 | 59,839,330 | 47,900 | — | 45 |
| 2 | 727,431,644 | 31,618,491 | 18,023,724 | 36,593,949 | 91 | — | 2 |
| 3 | 595,735,725 | 24,647,840 | 13,013,937 | 36,251,726 | 104 | — | 3 |
| 4 | 532,449,938 | 18,159,402 | 12,781,778 | 40,162,341 | 27,233 | 2,650 | 4 |
| 5 | 756,427,910 | 22,674,811 | 15,430,037 | 50,494,056 | 5,078 | 35,652 | 5 |
| 6 | 1,035,811,107 | 31,396,280 | 21,099,376 | 74,259,713 | 2,295 | 67,295 | 6 |
| 7 | 1,668,143,833 | 43,151,533 | 33,554,513 | 83,945,630 | 151,760 | 74,073 | 7 |
| 8 | 2,173,459,880 | 98,159,073 | 64,132,762 | 107,605,778 | 78,104 | 50,187 | 8 |
| 9 | 2,336,174,781 | 106,174,827 | 60,366,731 | 81,804,489 | 81,884 | 92,661 | 9 |
| 10 | 1,614,154,832 | 75,899,011 | 40,433,290 | 97,794,524 | 44,725 | 47,235 | 10 |
| 11 | 1,890,308,232 | 95,797,771 | 36,921,874 | 87,073,814 | 137,292 | 105,764 | 11 |
| 12 | 1,982,230,570 | 98,338,377 | 39,111,367 | 96,088,053 | 573,793 | 315,881 | 12 |
| 13 | 2,453,402,256 | 97,776,310 | 46,424,036 | 111,125,156 | 441,095 | 114,789 | 13 |
| 14 | 2,572,657,863 | 105,388,167 | 56,489,060 | 115,039,766 | 1,331,127 | 164,546 | 14 |
| 1 | 2,377,484,493 | 123,933,933 | 62,007,666 | 133,134,415 | 986,914 | 211,176 | 1 |
| 2 | 2,179,153,858 | 113,943,180 | 65,840,396 | 131,457,171 | 728,783 | 193,344 | 2 |
| 3 | 2,196,314,727 | 118,151,022 | 58,335,729 | 168,524,899 | 738,502 | 197,930 | 3 |
| 4 | 2,216,240,015 | 107,767,710 | 64,541,012 | 204,496,325 | 719,245 | 628,525 | 4 |
| 5 | — | 88,854,562 | 45,131,193 | 169,477,619 | 347,518 | 257,429 | 5 |



63 移出額累年比較

| 地名 年次 | 内地 | 朝鮮 | 臺灣 | 關東州 | 樺太 | 南洋群島 | 地名 年次 |
|----------|-------------|-------------|-------------|------------|------------|------------|----------|
| 30 | | | 2,104,648 | | | | 30 |
| 35 | | | 7,407,498 | | | | 35 |
| 40 | | | 17,634,673 | 9,527,370 | | | 40 |
| 45 | | 15,367,413 | 47,831,451 | 31,715,890 | | | 45 |
| 2 | 83,259,040 | 25,313,897 | 40,446,620 | 26,550,744 | | | 2 |
| 3 | 78,926,110 | 28,587,019 | 45,738,116 | 24,492,919 | | | 3 |
| 4 | 82,122,594 | 40,903,829 | 60,192,396 | 29,247,568 | | 245,102 | 4 |
| 5 | 101,983,940 | 42,964,072 | 80,595,474 | 28,959,732 | | 732,860 | 5 |
| 6 | 140,440,539 | 64,725,650 | 105,537,942 | 34,246,850 | | 1,691,888 | 6 |
| 7 | 187,864,770 | 137,204,875 | 105,962,253 | 48,885,709 | | 1,580,125 | 7 |
| 8 | 275,444,444 | 199,848,854 | 142,208,290 | 67,079,526 | | 2,364,689 | 8 |
| 9 | 255,152,561 | 169,380,887 | 181,091,535 | 62,400,868 | | 1,855,226 | 9 |
| 10 | 250,003,741 | 197,392,646 | 128,896,879 | 61,619,937 | | 1,982,163 | 10 |
| 11 | 242,420,471 | 197,914,762 | 127,301,486 | 49,977,050 | | 1,677,465 | 11 |
| 12 | 238,470,475 | 241,262,427 | 169,442,365 | 71,005,041 | | 2,303,654 | 12 |
| 13 | 298,419,086 | 306,660,013 | 211,098,223 | 69,412,918 | 37,383,040 | 3,477,943 | 13 |
| 14 | 364,529,894 | 317,288,716 | 215,248,807 | 84,277,982 | 41,437,719 | 5,842,616 | 14 |
| 1 | 369,640,634 | 338,175,745 | 202,109,583 | 88,924,752 | 47,607,926 | 6,175,553 | 1 |
| 2 | 390,581,818 | 330,791,114 | 202,078,577 | 76,257,103 | 48,740,382 | 8,180,937 | 2 |
| 3 | 428,158,125 | 333,829,337 | 214,521,597 | 83,218,247 | 50,915,329 | 8,084,471 | 3 |
| 4 | 455,695,513 | 309,891,023 | 238,705,289 | 99,764,696 | 56,388,752 | 7,559,714 | 4 |
| 5 | | 240,694,825 | 218,633,341 | | 46,812,144 | 10,628,622 | 5 |

64 移入額累年比較

| 地名 年次 | 内地 | 朝鮮 | 臺灣 | 關東州 | 樺太 | 南洋群島 | 地名 年次 |
|----------|-------------|-------------|-------------|------------|------------|-----------|----------|
| 30 | | | 3,723,722 | | | | 30 |
| 35 | | | 9,235,270 | | | | 35 |
| 40 | | | 19,750,445 | 17,912,937 | | | 40 |
| 45 | | 40,756,013 | 43,325,290 | 34,322,454 | | | 45 |
| 2 | 65,749,824 | 40,429,055 | 42,835,593 | 21,512,795 | | | 2 |
| 3 | 74,325,135 | 39,046,962 | 39,898,569 | 17,551,356 | | | 3 |
| 4 | 101,073,725 | 41,535,102 | 40,627,660 | 19,335,160 | | 304,824 | 4 |
| 5 | 123,583,883 | 52,459,319 | 49,591,563 | 28,145,555 | | 620,528 | 5 |
| 6 | 170,222,542 | 72,696,036 | 67,787,985 | 45,434,026 | | 867,619 | 6 |
| 7 | 242,805,378 | 117,273,413 | 70,664,817 | 53,129,232 | | 1,383,751 | 7 |
| 8 | 341,734,394 | 184,917,678 | 90,572,432 | 61,919,134 | | 1,030,499 | 8 |
| 9 | 350,197,000 | 143,111,717 | 112,070,364 | 49,498,840 | | 880,103 | 9 |
| 10 | 326,289,525 | 156,482,573 | 93,521,168 | 47,509,171 | | 643,521 | 10 |
| 11 | 325,216,248 | 160,247,036 | 82,173,435 | 40,637,990 | | 1,725,955 | 11 |
| 12 | 410,704,792 | 167,452,350 | 71,018,125 | 45,207,972 | | 2,138,233 | 12 |
| 13 | 517,758,236 | 211,817,026 | 86,602,060 | 42,839,192 | 37,467,312 | 2,398,576 | 13 |
| 14 | 532,537,523 | 234,623,614 | 123,906,280 | 49,427,715 | 42,323,847 | 3,483,349 | 14 |
| 1 | 540,235,328 | 248,235,090 | 121,404,784 | 66,593,743 | 51,078,664 | 4,090,719 | 1 |
| 2 | 532,869,691 | 269,473,827 | 121,107,991 | 64,019,335 | 41,453,240 | 3,521,167 | 2 |
| 3 | 548,350,934 | 295,839,921 | 132,318,204 | 73,322,384 | 46,035,051 | 4,584,659 | 3 |
| 4 | 548,596,312 | 315,325,841 | 140,369,672 | 90,771,611 | 46,645,879 | 6,493,954 | 4 |
| 5 | | 278,194,196 | 123,127,117 | | 35,328,362 | 5,461,496 | 5 |

65 輸出入超過累年比較

| | | 内地 | 朝鮮 | 臺灣 | 樺太 | 關東州 | 南洋群島 |
|----|----|-------------|------------|------------|-----------|------------|---------|
| 明治 | 30 | 56,165,695 | — | 99,996 | — | — | — |
| 〃 | 35 | 13,428,194 | — | 3,716,336 | — | — | — |
| 〃 | 40 | 62,054,473 | — | 1,479,256 | — | — | — |
| 大正 | 1 | 92,010,435 | 20,741,826 | 4,346,898 | 37,957 | 3,056,796 | — |
| 〃 | 2 | 96,971,431 | 25,696,764 | 5,081,282 | 91,774 | 8,067,160 | — |
| 〃 | 3 | 4,634,264 | 18,199,387 | 31,623 | 249,661 | 7,109,765 | — |
| 〃 | 4 | 175,857,059 | 8,839,942 | 2,648,500 | 161,404 | 18,175,372 | 2,530 |
| 〃 | 5 | 371,040,208 | 7,820,300 | 16,222,437 | 102,749 | 5,852,185 | 28,439 |
| 〃 | 6 | 567,193,941 | 11,163,077 | 19,116,415 | 48,686 | 351,180 | 26,175 |
| 〃 | 7 | 293,956,835 | 24,453,458 | 160,505 | 103,911 | 7,703,012 | 43,733 |
| 〃 | 8 | 74,587,263 | 76,060,429 | 28,510,475 | 1,523 | 3,394,926 | 9,312 |
| 〃 | 9 | 387,780,170 | 78,535,620 | 25,193,786 | 530,703 | 33,711,421 | 62,589 |
| 〃 | 10 | 361,317,117 | 55,014,434 | 16,891,669 | 835,103 | 16,273,179 | 81,997 |
| 〃 | 11 | 252,856,414 | 78,308,130 | 6,358,385 | 301,290 | 30,912,098 | 13,411 |
| 〃 | 12 | 534,479,850 | 77,935,072 | 9,958,930 | 329,630 | 37,350,014 | 275,121 |
| 〃 | 13 | 646,367,419 | 75,397,229 | 3,848,083 | 387,374 | 3,185,058 | 57,269 |
| 〃 | 14 | 267,068,056 | 81,046,350 | 8,523,216 | 1,296,778 | 56,219,495 | 142,628 |
| 昭和 | 1 | 332,756,602 | 99,154,878 | 12,692,179 | 984,302 | 56,405,257 | 123,842 |
| 〃 | 2 | 185,836,696 | 85,809,592 | 21,242,689 | 702,431 | 73,854,130 | 152,735 |
| 〃 | 3 | 224,359,372 | 86,001,835 | 24,440,041 | 539,294 | 30,838,660 | 103,585 |
| 〃 | 4 | 67,621,363 | 71,994,677 | 31,353,035 | 604,162 | 52,457,200 | 550,170 |
| 〃 | 5 | — | 63,002,209 | 22,322,455 | 1,640,090 | — | 196,049 |

備考 △印ハ出超ヲ示ス

66 移出超過累年比較

| | | 内地 | 朝鮮 | 臺灣 | 樺太 | 關東州 | 南洋群島 |
|----|----|-------------|------------|-------------|------------|------------|-----------|
| 明治 | 30 | — | — | 1,619,074 | — | — | — |
| 〃 | 35 | — | — | 1,827,792 | — | — | — |
| 〃 | 40 | — | — | 2,115,772 | — | 8,385,567 | — |
| 大正 | 1 | — | 25,888,600 | 4,506,161 | — | 2,606,564 | — |
| 〃 | 2 | 17,509,216 | 15,115,158 | 2,388,973 | — | 5,037,949 | — |
| 〃 | 3 | 4,600,975 | 10,459,943 | 5,839,547 | — | 6,941,563 | — |
| 〃 | 4 | 18,971,131 | 634,273 | 19,565,036 | — | 9,912,408 | 59,722 |
| 〃 | 5 | 21,599,943 | 9,495,242 | 31,103,911 | — | 814,177 | 112,332 |
| 〃 | 6 | 29,782,003 | 7,970,386 | 37,799,957 | — | 11,187,176 | 824,269 |
| 〃 | 7 | 54,940,608 | 19,931,462 | 35,297,436 | — | 4,243,523 | 196,374 |
| 〃 | 8 | 66,289,950 | 14,931,176 | 51,635,858 | — | 5,160,392 | 1,334,230 |
| 〃 | 9 | 95,044,439 | 26,269,170 | 69,021,271 | — | 12,902,028 | 975,123 |
| 〃 | 10 | 76,285,784 | 40,910,073 | 35,375,711 | — | 14,110,766 | 1,338,642 |
| 〃 | 11 | 82,795,777 | 37,667,726 | 45,128,051 | — | 9,339,060 | 48,490 |
| 〃 | 12 | 172,234,317 | 73,810,077 | 98,424,240 | — | 25,797,069 | 165,421 |
| 〃 | 13 | 219,339,150 | 94,842,987 | 124,496,163 | 84,272 | 26,573,726 | 1,079,347 |
| 〃 | 14 | 168,007,629 | 82,665,102 | 85,342,527 | 886,128 | 34,850,267 | 2,359,267 |
| 昭和 | 1 | 170,644,694 | 89,939,895 | 80,704,799 | 3,490,738 | 22,231,009 | 2,084,834 |
| 〃 | 2 | 142,287,873 | 61,317,287 | 80,970,586 | 7,287,142 | 12,239,768 | 4,559,770 |
| 〃 | 3 | 120,192,809 | 37,989,416 | 82,203,393 | 4,880,278 | 9,895,863 | 3,479,812 |
| 〃 | 4 | 92,900,799 | 5,434,818 | 98,335,617 | 9,742,873 | 8,993,085 | 1,065,760 |
| 〃 | 5 | — | 37,499,371 | 95,506,224 | 11,483,782 | — | 5,167,126 |

67 朝鮮輸出

| 品名 | 昭和元年 | | 昭和二年 | | 昭和 |
|-------|------------|------------|------------|------------|------------|
| | 数量 | 價額 | 数量 | 價額 | 数量 |
| 米 | 550 | 30,400 | 2,417 | 433,884 | 2,179 |
| 小麥粉 | 1,053,210 | 205,966 | 499,724 | 90,193 | 658,221 |
| 大豆 | 1,576 | 95,030 | 2,162 | 140,681 | 562 |
| 玉蜀黍 | 2,289 | 120,507 | 1,772 | 85,836 | 1,211 |
| 鮮魚 | 2,267,708 | 746,602 | 2,372,107 | 506,506 | 1,689,896 |
| 乾魚 | 462,545 | 242,834 | 473,944 | 230,486 | 417,736 |
| 鹹魚 | 5,325,044 | 701,888 | 5,268,005 | 470,439 | 4,582,416 |
| 乾貝 | 135,461 | 107,893 | 197,507 | 109,783 | 298,841 |
| 乾蝦 | 926,599 | 210,941 | 1,750,699 | 334,404 | 1,244,245 |
| 海參 | 136,217 | 272,867 | 117,695 | 214,971 | 117,058 |
| 砂糖 | 9,936,576 | 2,221,899 | 17,859,036 | 3,493,485 | 26,840,105 |
| 清酒 | 208,420 | 118,027 | 191,368 | 106,770 | 267,649 |
| 醬油 | 282,683 | 85,104 | 306,450 | 98,904 | 353,869 |
| 棉襪 | 2,285,672 | 497,255 | 2,307,223 | 424,305 | 2,510,022 |
| 煙絲及罐頭 | 112,949 | 94,452 | 26,524 | 158,513 | 10,052 |
| 毛皮 | 53,276 | 162,027 | 65,155 | 213,662 | 69,612 |
| 牛皮 | 1,011,284 | 846,752 | 1,253,892 | 995,957 | 1,049,870 |
| 紅蔘 | 21,289 | 1,714,274 | 20,327 | 2,032,874 | 19,902 |
| 絲織物 | 689,776 | 1,361,049 | 735,630 | 943,050 | 735,893 |
| 野蠶繭 | 197,211 | 148,344 | 188,146 | 158,973 | 113,251 |
| 棉織物 | 4,123,511 | 1,262,445 | 5,525,764 | 1,647,793 | 4,427,778 |
| 護膜靴 | - | - | 450,044 | 406,859 | 469,439 |
| 地下足袋 | - | - | - | - | - |
| 黑鉛 | 1,013,640 | 47,874 | 1,241,400 | 75,463 | 1,592,760 |
| セメント | 15,345,120 | 540,451 | 5,659,080 | 218,820 | 4,407,780 |
| 鐵 | 3,289,662 | 281,683 | 4,395,364 | 369,255 | 3,349,643 |
| 牛頭 | 416 | 33,781 | 1,022 | 102,772 | 1,089 |
| 朝鮮紙 | 72,671 | 91,280 | 91,775 | 104,839 | 104,601 |
| 木材 | - | 1,565,773 | - | 1,941,796 | - |
| 喇叭 | 2,026,154 | 486,876 | 1,689,246 | 407,946 | 1,973,319 |
| 葉煙草 | 517,660 | 350,203 | 112,725 | 95,000 | 585 |
| 其他 | - | 9,835,505 | - | 11,519,376 | - |
| 合計 | - | 24,779,035 | - | 28,133,588 | - |

品目別表

| 品名 | 三年 | 昭和四年 | | 昭和五年 | |
|-------|------------|------------|------------|------------|------------|
| | 價額 | 数量 | 價額 | 数量 | 價額 |
| 米 | 309,404 | 1,836 | 266,326 | 1,235 | 158,123 |
| 小麥粉 | 121,195 | 3,032,374 | 489,689 | 737,801 | 107,954 |
| 大豆 | 45,275 | 503 | 44,472 | 888 | 56,110 |
| 玉蜀黍 | 62,089 | 1,871 | 97,181 | 768 | 31,319 |
| 鮮魚 | 445,276 | 2,246,560 | 489,689 | 184,465 | 691,655 |
| 乾魚 | 219,752 | 461,909 | 255,223 | 353,694 | 168,094 |
| 鹹魚 | 623,424 | 4,079,511 | 472,669 | 3,935,465 | 379,801 |
| 乾貝 | 228,141 | 293,392 | 243,709 | 236,846 | 152,869 |
| 乾蝦 | 367,228 | 461,121 | 222,988 | 244,387 | 179,561 |
| 海參 | 253,974 | 115,787 | 262,452 | 93,807 | 155,048 |
| 砂糖 | 4,897,691 | 26,068,468 | 4,313,598 | 23,850,795 | 3,268,126 |
| 清酒 | 147,404 | 577,854 | 362,863 | 385,188 | 230,890 |
| 醬油 | 104,142 | 261,341 | 70,780 | 192,482 | 49,921 |
| 棉襪 | 604,366 | 4,156,739 | 741,629 | 1,492,547 | 275,012 |
| 煙絲及罐頭 | 68,430 | 23,729 | 142,909 | 27,221 | 127,571 |
| 毛皮 | 237,157 | 107,552 | 364,687 | 63,673 | 99,364 |
| 牛皮 | 945,127 | 1,006,320 | 908,377 | 461,651 | 335,036 |
| 紅蔘 | 1,719,498 | 30,471 | 2,380,849 | 43,969 | 3,219,106 |
| 絲織物 | 984,912 | 953,546 | 1,269,674 | 358,633 | 1,019,547 |
| 野蠶繭 | 54,873 | 113,272 | 48,891 | 128,046 | 45,273 |
| 棉織物 | 1,308,852 | 7,660,705 | 2,159,748 | 9,125,861 | 1,813,233 |
| 護膜靴 | 413,441 | 951,713 | 737,415 | 578,159 | 418,854 |
| 地下足袋 | - | - | - | 1,656,873 | 1,290,022 |
| 黑鉛 | 83,851 | 1,554,030 | 97,394 | 1,411,560 | 69,977 |
| セメント | 152,683 | 14,856,120 | 466,927 | 5,985,960 | 185,820 |
| 鐵 | 253,666 | 2,685,879 | 187,486 | 2,690,498 | 154,622 |
| 牛頭 | 71,704 | 665 | 58,323 | 153 | 13,697 |
| 朝鮮紙 | 134,719 | 102,642 | 127,023 | 48,148 | 53,513 |
| 木材 | 3,632,315 | - | 3,145,977 | - | 1,702,784 |
| 喇叭 | 386,857 | 2,090,230 | 419,012 | 2,282,648 | 420,585 |
| 葉煙草 | 654 | - | - | - | 8,392,155 |
| 其他 | 13,271,147 | - | 13,260,890 | - | - |
| 合計 | 32,149,187 | - | 35,773,033 | - | 25,852,353 |

68 朝鮮輸

| 品名 | 昭和元年 | | 昭和二年 | | 昭和 |
|---------------|-------------|-------------|-------------|-------------|-------------|
| | 数 | 價 | 数 | 價 | 量 |
| 米及穀 | 91,459,740 | 14,686,525 | 7,535,640 | 1,149,126 | 61,983,040 |
| 小麦 | 5,557,500 | 758,619 | 2,870,640 | 334,861 | 7,908,300 |
| 粟 | 314,576,340 | 31,802,386 | 364,281,480 | 31,647,373 | 284,164,620 |
| 高粱 | 8,390,220 | 583,497 | 6,876,780 | 450,689 | 9,177,240 |
| 蕎麥 | 10,271,640 | 733,014 | 11,577,960 | 745,929 | 9,805,800 |
| 黍 | 8,892,480 | 885,957 | 20,578,260 | 1,918,417 | 6,658,320 |
| 豆类 | 31,824,000 | 3,158,615 | 47,140,080 | 4,119,753 | 58,913,580 |
| 胡麻子 | 3,199,786 | 747,489 | 2,475,760 | 551,635 | 3,952,920 |
| 砂糖 | 16,483,188 | 2,432,632 | 26,619,456 | 4,278,316 | 36,253,363 |
| 薑椒 | 1,157,436 | 253,006 | 1,383,596 | 335,699 | 1,435,926 |
| 天日鹽 | 166,405,680 | 2,603,073 | 162,466,500 | 2,314,952 | 160,165,740 |
| 葉烟草 | 986,234 | 1,786,219 | 5,143,004 | 3,575,695 | 3,430,300 |
| 原油及重油 | 846,264 | 321,007 | 3,830,649 | 983,837 | 5,612,064 |
| 揮發油 | 1,482,654 | 1,193,404 | 1,853,007 | 1,210,735 | 2,702,926 |
| 燈油 | 7,481,149 | 3,451,090 | 11,521,851 | 5,354,531 | 7,138,498 |
| 輕油 | 30,716 | 147,146 | 523,077 | 108,553 | 913,627 |
| パラフィンワックス | 443,661 | 215,194 | 597,907 | 235,192 | 570,801 |
| ダイナマイト及ゼリグオイト | 228,421 | 230,030 | 246,871 | 247,263 | 403,130 |
| 鐵 | 518,580 | 444,684 | 562,740 | 464,424 | 575,640 |
| 毛糸 | 17,705 | 106,119 | 15,017 | 87,075 | 25,228 |
| 柞蠶生絲 | 1,103,829 | 13,871,323 | 985,413 | 11,303,105 | 11,191,889 |
| 晒金及晒シテラング | 7,625,983 | 2,410,180 | 4,035,256 | 1,219,440 | 3,173,261 |
| 支那麻布 | 12,122,915 | 5,419,850 | 13,237,356 | 5,500,595 | 13,692,249 |
| 毛織物 | 826,617 | 1,729,836 | 874,530 | 1,557,064 | 904,589 |
| ガンニ | 1,070,518 | 427,904 | 804,776 | 255,591 | 384,277 |
| 紙類 | 265,553 | 104,770 | 265,749 | 84,244 | 253,658 |
| 石炭 | 464,848 | 5,336,874 | 619,380 | 7,106,416 | 550,100 |
| 鐵 | 7,825,446 | 569,365 | 11,032,679 | 784,978 | 12,770,510 |
| 自動車及同部分品 | - | 120,509 | - | 112,229 | - |
| 機械類 | - | 894,360 | - | 1,155,051 | - |
| 木材 | - | 6,360,765 | - | 6,771,837 | - |
| 陶瓷料 | - | - | - | - | 10,211,880 |
| 豆糟 | 122,482,260 | 9,785,477 | 130,592,940 | 9,039,679 | 105,343,320 |
| 其他 | - | 10,466,705 | - | 8,356,047 | - |
| 合計 | - | 123,933,933 | - | 113,943,180 | - |

入品目別表

| 三 年 | 昭 和 四 年 | | 昭 和 五 年 | |
|-------------|-------------|-------------|-------------|------------|
| | 價 | 数 | 價 | 数 |
| 7,625,330 | 61,882,920 | 7,832,885 | 53,254,860 | 6,200,763 |
| 911,924 | 2,342,700 | 242,068 | 3,248,700 | 319,853 |
| 25,486,437 | 225,031,860 | 20,857,695 | 237,198,540 | 21,392,028 |
| 600,874 | 4,097,880 | 278,216 | 8,119,560 | 456,010 |
| 759,941 | 9,452,160 | 759,050 | 6,621,780 | 483,264 |
| 652,251 | 11,401,920 | 1,112,108 | 8,910,720 | 800,210 |
| 5,142,177 | 59,192,220 | 5,553,921 | 49,719,120 | 4,101,406 |
| 892,651 | 3,874,740 | 782,146 | 4,146,660 | 748,753 |
| 6,023,441 | 31,923,421 | 4,771,790 | 29,312,228 | 3,599,656 |
| 331,365 | 1,656,732 | 365,167 | 2,151,796 | 446,424 |
| 2,086,468 | 136,141,020 | 1,456,839 | 121,481,400 | 1,091,672 |
| 3,125,480 | 1,555,691 | 1,521,857 | 1,765,450 | 2,118,304 |
| 1,333,592 | 7,126,059 | 1,418,144 | 7,580,427 | 1,313,265 |
| 1,763,681 | 3,404,745 | 1,558,126 | 2,478,973 | 1,241,996 |
| 3,814,584 | 12,671,353 | 5,302,211 | 3,877,770 | 1,704,188 |
| 487,358 | 776,002 | 407,102 | 65,277 | 28,271 |
| 172,406 | 968,624 | 239,215 | 280,989 | 71,400 |
| 348,670 | 423,862 | 372,644 | 555,594 | 449,690 |
| 450,959 | 823,380 | 585,137 | 625,560 | 321,300 |
| 150,504 | 13,121 | 77,057 | 9,522 | 40,806 |
| 11,056,416 | 1,091,072 | 9,277,519 | 928,091 | 6,403,738 |
| 1,014,343 | 2,271,304 | 691,504 | 1,758,068 | 437,251 |
| 5,780,450 | 12,575,424 | 5,458,152 | 13,753,671 | 4,169,332 |
| 1,840,023 | 702,708 | 1,223,674 | 499,349 | 713,549 |
| 116,691 | 904,661 | 264,952 | 493,337 | 140,903 |
| 80,039 | 301,075 | 112,408 | 169,276 | 46,699 |
| 6,568,333 | 550,023 | 6,446,992 | 520,631 | 5,929,847 |
| 1,823,029 | 14,110,860 | 2,089,502 | 8,206,925 | 801,044 |
| 101,195 | - | 108,224 | - | 90,917 |
| 2,743,454 | - | 3,035,875 | - | 3,841,781 |
| 7,052,663 | - | 5,400,979 | - | 3,171,206 |
| 1,303,574 | 1,943,400 | 210,757 | 1,779,960 | 185,021 |
| 7,539,563 | 108,464,100 | 7,818,455 | 85,494,600 | 5,795,648 |
| 8,971,156 | - | 10,135,339 | - | 10,147,362 |
| 118,151,022 | - | 107,767,710 | - | 88,854,562 |

69 朝 鮮 移 出

| 品 名 | 昭 和 元 年 | | 昭 和 二 年 | | 昭 和 |
|---------|-------------|-------------|-------------|-------------|-------------|
| | 数 量 | 價 額 | 数 量 | 價 額 | 数 量 |
| 米 及 粳 | 999,888 | 192,259,092 | 1,109,900 | 191,140,790 | 1,209,381 |
| (玄 米) | 619,131 | 115,820,411 | 617,726 | 103,769,185 | 712,346 |
| (精 米) | 360,578 | 74,213,586 | 469,150 | 85,426,021 | 464,544 |
| (其 他 米) | 20,179 | 2,225,095 | 23,024 | 1,945,584 | 32,491 |
| 大 豆 | 251,399 | 24,293,522 | 259,857 | 22,800,708 | 253,282 |
| 其 他 豆 | 10,190 | 875,446 | 13,186 | 1,054,716 | 11,836 |
| 鮮 魚 | 46,757,100 | 7,518,101 | 36,827,864 | 5,939,149 | 41,288,884 |
| 乾 魚 | 8,493,743 | 4,562,500 | 8,859,392 | 4,995,379 | 9,154,966 |
| 鹹 魚 | 6,736,796 | 990,733 | 6,331,195 | 826,453 | 5,768,050 |
| 乾 海 苔 | 497,558 | 2,097,470 | 667,864 | 2,724,934 | 530,520 |
| 砂 糖 | 251,955 | 103,823 | 6,709,224 | 2,492,619 | 2,315,191 |
| 牛 皮 | 1,839,578 | 1,841,844 | 1,658,930 | 1,449,037 | 2,449,238 |
| 魚 油 | — | — | 27,943,636 | 3,924,770 | 27,796,843 |
| 橡 皮 | 4,952,700 | 4,546,812 | 5,782,380 | 4,185,037 | 6,817,440 |
| 生 絲 | 1,321,513 | 7,322,536 | 1,074,456 | 4,730,922 | 946,599 |
| 生 絲 | 434,352 | 11,573,347 | 592,403 | 13,607,138 | 762,785 |
| 生 絲 | 1,101,180 | 15,475,795 | 986,741 | 12,258,713 | 1,250,367 |
| 黑 石 炭 | 17,678,640 | 790,654 | 19,089,120 | 922,106 | 21,501,900 |
| 金 礦 | 221,785 | 2,237,647 | 236,952 | 2,358,240 | 270,614 |
| 鐵 礦 | 19,800,663 | 1,346,763 | 12,409,559 | 1,451,383 | 12,906,394 |
| 純 鐵 | 98,992,440 | 772,946 | 168,763,520 | 1,084,520 | 225,389,160 |
| 牛 頭 | 104,717,341 | 5,250,106 | 102,667,771 | 5,195,574 | 139,832,333 |
| 津 紙 | 47,921 | 3,873,921 | 42,064 | 3,318,050 | 57,764 |
| 木 材 | — | 3,532,507 | — | 1,219,440 | — |
| 海 藻 | 2,147,447 | 1,399,103 | 2,516,169 | 1,253,397 | 2,544,178 |
| 其 他 | 116,370,240 | 8,664,939 | 104,790,120 | 7,082,587 | 123,648,420 |
| 合 計 | — | 338,175,745 | — | 330,791,114 | — |

品 目 別 表

| 三 年 | 昭 和 四 年 | | 昭 和 五 年 | |
|-------------|-------------|-------------|-------------|-------------|
| | 價 額 | 数 量 | 價 額 | 数 量 |
| 183,421,035 | 997,731 | 148,549,647 | 885,402 | 109,526,557 |
| 106,948,021 | 591,642 | 87,524,998 | 465,993 | 58,290,899 |
| 73,738,376 | 374,198 | 58,108,456 | 390,683 | 49,105,688 |
| 2,734,638 | 31,891 | 2,916,183 | 28,726 | 2,109,972 |
| 23,340,035 | 246,963 | 22,067,131 | 255,068 | 17,488,821 |
| 1,245,630 | 11,161 | 1,143,207 | 10,995 | 882,814 |
| 6,273,392 | 37,240,716 | 5,727,015 | 40,804,317 | 5,114,652 |
| 4,895,318 | 11,304,853 | 6,217,221 | 8,583,243 | 4,326,627 |
| 909,774 | 4,269,047 | 581,126 | 4,106,092 | 526,778 |
| 2,586,185 | 814,861 | 4,295,187 | 471,352 | 1,989,994 |
| 809,574 | 4,001,330 | 1,290,085 | 4,713,233 | 1,490,556 |
| 2,340,065 | 1,836,713 | 1,853,945 | 1,746,439 | 1,288,834 |
| 4,516,375 | 36,341,547 | 5,891,543 | 29,593,906 | 2,701,980 |
| 6,020,284 | 7,055,340 | 6,577,620 | 10,581,420 | 7,546,103 |
| 3,814,510 | 1,095,401 | 4,331,835 | 824,394 | 2,121,261 |
| 16,250,929 | 941,408 | 20,142,679 | 1,181,236 | 16,834,359 |
| 12,549,589 | 1,092,194 | 9,397,095 | 969,708 | 7,067,347 |
| 1,072,290 | 23,091,420 | 1,136,576 | 1,955,040 | 941,386 |
| 2,674,933 | 285,142 | 2,831,987 | 239,712 | 2,324,634 |
| 1,891,832 | 13,509,199 | 1,944,957 | 9,597,431 | 1,073,230 |
| 1,545,398 | 314,133,540 | 1,676,491 | 287,726,580 | 1,474,385 |
| 6,998,400 | 137,598,212 | 6,946,921 | 109,431,575 | 5,404,119 |
| 4,769,042 | 48,196 | 3,490,661 | 37,011 | 2,887,722 |
| 2,573,446 | 7,372,877 | 2,340,981 | 11,590,852 | 3,474,700 |
| 1,219,863 | — | 991,932 | — | 624,525 |
| 1,499,825 | 2,096,667 | 1,344,475 | 2,106,207 | 916,622 |
| 7,099,871 | 144,891,300 | 9,847,269 | 151,175,640 | 9,572,856 |
| 33,511,742 | — | 39,273,437 | — | 33,113,961 |
| 333,829,337 | — | 309,891,023 | — | 240,694,823 |

70 朝鮮移入

| 品名 | 昭和元年 | | 昭和二年 | | 昭和三年 |
|----------|------------|-------------|-------------|-------------|-------------|
| | 数量 | 價額 | 数量 | 價額 | |
| 米及粉 | 24,400,920 | 4,849,602 | 120,998,100 | 18,111,308 | 12,684,960 |
| 小麦粉 | 30,370,513 | 6,397,693 | 30,628,451 | 6,096,637 | 36,014,485 |
| 砂糖 | 11,917,329 | 2,763,242 | 14,626,084 | 3,457,500 | 11,522,268 |
| 清酒 | 2,334,187 | 1,490,726 | 2,211,022 | 1,410,306 | 2,259,258 |
| 麥酒 | 980,331 | 1,936,729 | 4,351,762 | 2,057,436 | 5,137,851 |
| 揮發油 | 426,513 | 392,726 | 480,372 | 402,161 | 476,831 |
| 安全火柴 | 346,906 | 1,646,035 | 320,953 | 1,513,760 | 366,276 |
| 線綳及打綳 | 4,530,480 | 4,558,425 | 6,638,760 | 5,944,150 | 6,312,300 |
| 綳綳 | 5,535,350 | 8,412,091 | 4,657,292 | 6,472,099 | 4,786,264 |
| 生金巾及晒金巾 | 76,373,146 | 20,121,631 | 71,836,943 | 15,394,755 | 66,113,933 |
| 白木綳 | 13,195,894 | 3,633,929 | 19,766,425 | 4,654,665 | 25,842,941 |
| ジーンズ | 11,046,768 | 2,003,976 | 10,493,776 | 1,545,069 | 12,574,775 |
| 太綳布 | 9,738,519 | 2,984,579 | 9,468,256 | 2,485,573 | 18,184,260 |
| 綳襪子 | — | — | 10,560,247 | 3,184,468 | 5,502,624 |
| 毛巾 | — | — | 6,779,507 | 2,635,394 | 9,650,404 |
| 絹織物 | 2,481,466 | 3,223,563 | 2,538,077 | 3,312,369 | 2,902,626 |
| 絹織物 | 4,779,316 | 7,903,090 | 7,270,474 | 9,266,404 | 12,723,985 |
| 漁網及漁網地 | 859,663 | 1,993,491 | 665,251 | 1,399,868 | 931,357 |
| 襪 | — | 6,644,687 | — | 5,732,544 | — |
| 洋紙 | 11,325,830 | 4,485,754 | 12,034,322 | 4,852,912 | 14,384,342 |
| 和紙 | 1,306,829 | 1,413,130 | 1,378,619 | 1,280,428 | 1,390,004 |
| 石炭 | 277,438 | 3,220,916 | 313,871 | 3,626,435 | 332,372 |
| セメント | 70,166,040 | 2,477,750 | 85,341,300 | 2,904,033 | 130,532,520 |
| 陶磁器 | — | 2,434,669 | — | 2,411,973 | — |
| 鐵條竿及板 | 20,583,482 | 3,078,360 | 31,694,562 | 4,323,768 | 38,402,774 |
| レール | 11,710,964 | 1,658,325 | 20,354,267 | 2,577,473 | 14,977,211 |
| 鐵電線板 | 8,168,144 | 2,530,430 | 9,909,653 | 2,957,848 | 11,309,230 |
| 自動車及同部分品 | — | 1,085,188 | — | 1,746,455 | — |
| 機械類 | — | 6,856,204 | — | 8,265,332 | — |
| 木材 | — | 3,344,648 | — | 3,868,280 | — |
| 肥料 | 51,443,460 | 7,183,535 | 68,395,800 | 6,965,664 | 102,410,580 |
| 其他 | — | 122,990,515 | — | 128,616,740 | — |
| 合計 | — | 248,235,850 | — | 269,473,827 | — |

品目別表

| 三年 | 昭和四年 | | 昭和五年 | |
|-------------|------|-------------|------|-------------|
| | 價額 | 数量 | 價額 | 数量 |
| — | — | — | — | — |
| 2,087,169 | — | 36,886,860 | — | 24,828,900 |
| 6,834,320 | — | 38,412,397 | — | 37,066,263 |
| 2,677,856 | — | 20,885,903 | — | 19,286,510 |
| 1,400,912 | — | 2,489,926 | — | 1,987,911 |
| 2,417,220 | — | 5,844,404 | — | 5,585,350 |
| 384,191 | — | 2,506,331 | — | 3,431,432 |
| 1,842,824 | — | 383,542 | — | 324,189 |
| 6,056,048 | — | 7,498,440 | — | 8,454,480 |
| 7,166,601 | — | 4,375,184 | — | 4,516,883 |
| 15,020,331 | — | 50,930,706 | — | 61,439,564 |
| 6,331,415 | — | 20,392,288 | — | 24,581,271 |
| 1,914,133 | — | 11,679,882 | — | 9,637,748 |
| 5,038,543 | — | 11,016,490 | — | 10,595,649 |
| 1,884,871 | — | 6,632,394 | — | 8,921,003 |
| 3,861,359 | — | 10,792,212 | — | 12,386,279 |
| 3,811,771 | — | 3,497,471 | — | 4,546,894 |
| 13,376,359 | — | 15,781,828 | — | 24,783,777 |
| 1,987,266 | — | 1,059,789 | — | 820,636 |
| 5,594,522 | — | — | — | 4,219,825 |
| 5,659,656 | — | 14,295,362 | — | 14,390,818 |
| 1,271,331 | — | 2,463,949 | — | 1,268,727 |
| 3,812,621 | — | 344,262 | — | 415,031 |
| 4,091,298 | — | 105,813,960 | — | 108,141,900 |
| 2,904,935 | — | — | — | 2,916,234 |
| 5,613,769 | — | 46,328,672 | — | — |
| 1,846,725 | — | 31,557,676 | — | 43,348,168 |
| 3,216,521 | — | 11,887,995 | — | 28,077,417 |
| 3,494,492 | — | — | — | 12,219,673 |
| 13,262,014 | — | — | — | — |
| 3,799,683 | — | — | — | 3,470,819 |
| 10,350,676 | — | 148,877,340 | — | 157,322,460 |
| 148,275,057 | — | — | — | — |
| 295,839,921 | — | — | — | — |
| — | — | 315,325,841 | — | 278,194,196 |

72 臺灣輸入

| 品名 | 昭和元年 | | 昭和二年 | | 昭和 |
|----------|------------------------------|----------------------------|------------------------------|-----------------------------|------------------------------|
| | 数量 | 金額 | 数量 | 金額 | 数量 |
| 米 | 60,467,625 <small>担</small> | 9,275,432 <small>圓</small> | 119,812,093 <small>担</small> | 15,447,338 <small>圓</small> | 43,022,200 <small>担</small> |
| 小麦 | 7,099,919 <small>担</small> | 1,005,338 | 8,168,806 <small>担</small> | 944,474 | 8,115,870 <small>担</small> |
| 大豆 | 27,848,633 <small>担</small> | 3,127,826 | 26,352,512 <small>担</small> | 2,621,192 | 34,560,607 <small>担</small> |
| 綠豆 | 1,856,839 <small>担</small> | 250,810 | 1,995,077 <small>担</small> | 217,524 | 2,207,672 <small>担</small> |
| 胡麻子 | 660,446 <small>担</small> | 172,650 | 566,714 <small>担</small> | 157,964 | 966,415 <small>担</small> |
| 砂糖 | 28,961,078 <small>担</small> | 5,304,367 | 22,755,604 <small>担</small> | 3,580,079 | 7,596,711 <small>担</small> |
| 豆粉 | 355,654 <small>担</small> | 177,756 | 312,108 <small>担</small> | 142,471 | — |
| 鹹魚 | 8,636,143 <small>担</small> | 1,029,097 | 1,038,451 <small>担</small> | 141,417 | 3,568,018 <small>担</small> |
| 烟草 | 910,156 <small>担</small> | 754,768 | 1,274,877 <small>担</small> | 910,039 | 304,926 <small>担</small> |
| 原油及重油 | 1,285,985 <small>担</small> | 275,229 | 3,700,856 <small>担</small> | 551,370 | 7,345,686 <small>担</small> |
| 燈油 | 2,337,482 <small>担</small> | 1,107,074 | 3,012,940 <small>担</small> | 1,395,475 | 2,478,324 <small>担</small> |
| 揮發油 | 285,609 <small>担</small> | 270,836 | 281,076 <small>担</small> | 241,653 | 375,411 <small>担</small> |
| 阿片 | 23,534 <small>担</small> | 987,295 | 26,129 <small>担</small> | 837,125 | 14,515 <small>担</small> |
| 線 | 670,625 <small>担</small> | 496,426 | 524,461 <small>担</small> | 390,534 | 408,991 <small>担</small> |
| 黃麻 | 1,599,748 <small>担</small> | 451,638 | 536,999 <small>担</small> | 137,119 | 2,888,255 <small>担</small> |
| 綿織物 | 438,073 <small>平方碼</small> | 327,966 | 468,667 <small>平方碼</small> | 310,839 | 525,159 <small>平方碼</small> |
| 苧麻布 | 1,560,593 <small>担</small> | 364,260 | 1,003,428 <small>担</small> | 225,452 | 1,386,658 <small>担</small> |
| 苧麻布 | 225,178 <small>担</small> | 95,486 | 181,594 <small>担</small> | 72,770 | — |
| 毛織物 | 232,022 <small>担</small> | 345,054 | 215,581 <small>担</small> | 271,097 | 150,821 <small>担</small> |
| がんに一囊 | 3,946,199 <small>担</small> | 2,485,654 | 4,887,689 <small>担</small> | 2,411,463 | 4,015,404 <small>担</small> |
| 唐紙 | 1,053,596 <small>担</small> | 263,503 | 1,283,422 <small>担</small> | 169,768 | 1,152,923 <small>担</small> |
| 禮拜紙 | 997,172 <small>担</small> | 441,893 | 1,043,212 <small>担</small> | 415,166 | 716,387 <small>担</small> |
| 石炭 | 19,962 <small>噸</small> | 395,123 | 20,399 <small>噸</small> | 478,196 | 28,528 <small>噸</small> |
| 燐礦石 | 4,064,256 <small>担</small> | 130,000 | 4,659,670 <small>担</small> | 121,324 | — |
| 陶磁器 | — | 308,571 | — | 204,138 | — |
| 業鐵及業鋼 | 2,113,104 <small>担</small> | 566,073 | 2,173,967 <small>担</small> | 573,971 | 2,885,155 <small>担</small> |
| 銅(塊及錠) | 66,577 <small>担</small> | 199,507 | 83,348 <small>担</small> | 245,257 | 105,320 <small>担</small> |
| 木材 | — | 2,332,659 | — | 2,692,242 | — |
| 仕組板 | — | 87,780 | — | 62,151 | — |
| 包席 | 5,496,110 <small>枚</small> | 897,572 | 5,549,402 <small>枚</small> | 596,642 | 6,007,510 <small>枚</small> |
| 蠟 | 9,005,030 <small>担</small> | 636,617 | 21,808,573 <small>担</small> | 1,390,286 | 23,500,724 <small>担</small> |
| 大豆油粕 | 167,539,555 <small>担</small> | 13,744,372 | 172,710,612 <small>担</small> | 12,289,771 | 164,740,053 <small>担</small> |
| 硫酸あむもにらむ | 44,161,303 <small>担</small> | 6,803,809 | 68,247,520 <small>担</small> | 8,667,000 | 93,196,676 <small>担</small> |
| 其他 | — | 6,895,225 | — | 6,926,989 | — |
| 合計 | — | 62,007,666 | — | 65,840,396 | — |

品目別表

| 三年 | 昭和四年 | | 昭和五年 | |
|----------------------------|------------------------------|-----------------------------|------------------------------|----------------------------|
| 金額 | 数量 | 金額 | 数量 | 金額 |
| 4,999,956 <small>圓</small> | 82,626,224 <small>担</small> | 10,282,900 <small>圓</small> | 10,238,560 <small>担</small> | 1,101,272 <small>圓</small> |
| 906,044 | 11,230,082 <small>担</small> | 1,221,348 | 12,007,960 <small>担</small> | 1,119,810 |
| 3,507,151 | 41,442,875 <small>担</small> | 4,263,240 | 33,093,540 <small>担</small> | 2,698,010 |
| 270,751 | 2,642,405 <small>担</small> | 306,002 | 2,412,312 <small>担</small> | 212,680 |
| 229,282 | 1,772,873 <small>担</small> | 372,085 | 811,513 <small>担</small> | 125,814 |
| 1,251,838 | 1,487,411 <small>担</small> | 248,228 | — | — |
| — | — | — | — | — |
| 406,792 | 3,177,046 <small>担</small> | 329,811 | 4,290,150 <small>担</small> | 372,662 |
| 345,019 | 184,640 <small>ガロン</small> | 283,819 | 280,347 <small>ガロン</small> | 343,021 |
| 970,448 | 6,572,571 <small>ガロン</small> | 892,016 | 7,319,600 <small>ガロン</small> | 957,096 |
| 1,130,095 | 3,294,344 <small>担</small> | 1,484,731 | 2,360,946 <small>担</small> | 1,014,775 |
| 288,042 | 907,323 <small>担</small> | 593,912 | 1,271,549 <small>担</small> | 743,640 |
| 451,541 | 32,659 <small>担</small> | 1,081,788 | 47,088 <small>担</small> | 1,122,315 |
| 322,718 | 549,246 <small>担</small> | 393,749 | 625,958 <small>担</small> | 315,545 |
| 702,359 | 2,030,136 <small>平方碼</small> | 478,672 | 1,825,861 <small>平方碼</small> | 324,288 |
| 313,650 | 592,697 <small>平方碼</small> | 340,766 | 525,996 <small>平方碼</small> | 204,610 |
| 337,043 | 1,697,718 <small>担</small> | 274,445 | 1,086,956 <small>担</small> | 236,261 |
| — | — | — | — | — |
| 183,397 | 87,848 <small>担</small> | 100,843 | — | — |
| 2,050,541 | 6,381,690 <small>担</small> | 2,884,284 | 6,923,810 <small>担</small> | 2,407,542 |
| 150,899 | 1,244,141 <small>担</small> | 150,012 | 1,091,929 <small>担</small> | 124,934 |
| 304,696 | 699,197 <small>噸</small> | 286,123 | 431,900 <small>噸</small> | 123,400 |
| 449,324 | 10,078 <small>噸</small> | 112,879 | 26,326 <small>噸</small> | 227,146 |
| — | — | — | — | — |
| 201,844 | — | 207,278 | — | 167,097 |
| 714,080 | 4,203,781 <small>担</small> | 1,100,648 | 3,815,249 <small>担</small> | 947,154 |
| 253,368 | 92,485 | 202,751 | 84,411 | 126,559 |
| 2,978,542 | — | 2,946,345 | — | 1,499,969 |
| — | — | — | — | — |
| 524,145 | 8,264,580 <small>枚</small> | 689,888 | 5,365,490 <small>枚</small> | 511,633 |
| 1,464,012 | 37,377,105 <small>担</small> | 2,366,103 | 39,312,503 <small>担</small> | 2,105,366 |
| 12,326,322 | 169,123,898 <small>担</small> | 12,757,834 | 176,739,831 <small>担</small> | 10,252,919 |
| 11,407,452 | 72,410,384 <small>担</small> | 3,439,205 | 83,089,214 <small>担</small> | 7,851,137 |
| 8,794,368 | — | 9,449,304 | — | 7,894,518 |
| 58,335,729 | — | 64,541,012 | — | 45,131,193 |

73 臺灣移出

| 品名 | 昭和元年 | | 昭和二年 | | 昭和 |
|--------|---------------|-------------|--------------|-------------|--------------|
| | 數量 | 價額 | 數量 | 價額 | 數量 |
| 米 (概共) | 340,729,517 | 63,092,470 | 406,323,063 | 67,885,705 | 328,452,567 |
| 切乾麥 | 9,070,662 | 660,286 | 29,252,106 | 1,970,731 | 26,439,227 |
| 芭蕉實 | 111,946,108 | 10,900,377 | 90,751,457 | 8,616,464 | 93,702,447 |
| 砂糖 | 449,274,908 | 98,375,828 | 415,703,071 | 96,430,734 | 586,082,454 |
| 糖蜜 | — | — | — | — | 11,427,475 |
| 鮮魚介 | 1,524,589 | 791,051 | 2,592,427 | 1,333,586 | 3,020,855 |
| 鯨節 | 922,756 | 1,817,537 | 899,631 | 1,572,385 | 1,130,630 |
| 食鹽 | 69,409,884 | 903,618 | 43,727,448 | 601,782 | 45,524,766 |
| 鳳梨罐詰 | 打 487,774 | 1,752,057 | 打 868,209 | 3,145,630 | 打 829,008 |
| 榨腦 | 557,293 | 1,681,519 | 458,863 | 1,078,360 | 813,826 |
| 榨腦油 | 3,593,342 | 2,976,094 | 3,199,829 | 1,687,136 | 3,807,776 |
| 酒精 | 立 13,680,775 | 4,081,135 | 立 12,492,939 | 3,616,195 | 立 14,036,578 |
| 帽子 | 箇 4,394,300 | 1,788,306 | 箇 2,300,520 | 1,087,960 | 箇 4,793,320 |
| 石炭 | 噸 136,497 | 1,473,211 | 噸 129,797 | 1,483,814 | 噸 79,147 |
| 鐵 | 噸 53,632,585 | 1,573,784 | 噸 62,187,214 | 1,510,286 | 噸 65,004,239 |
| 木材 | — | 3,055,798 | — | 2,761,483 | 立方米 22,815 |
| 麻絲 | 126,514 | 548,807 | 41,084 | 184,298 | — |
| 麻織物 | 平方碼 1,396,500 | 408,650 | 平方碼 466,498 | 132,141 | — |
| せめん | 7,238,370 | 273,178 | 136,962 | 4,718 | — |
| 其他 | — | 5,955,877 | — | 6,775,169 | — |
| 合計 | — | 202,109,583 | — | 202,078,577 | — |

品目別表

| 三 年 | 昭和四年 | | 昭和五年 | |
|-------------|---------------|-------------|---------------|--------------|
| | 價額 | 數量 | 價額 | 數量 |
| 53,229,101 | 噸 316,334,120 | 49,320,566 | 噸 297,158,406 | 噸 38,695,385 |
| 1,596,246 | 10,447,061 | 424,783 | 9,795,438 | 441,184 |
| 8,614,837 | 76,916,925 | 8,419,100 | 95,213,520 | 8,369,850 |
| 121,413,629 | 743,151,414 | 142,601,842 | 747,453,666 | 141,865,177 |
| 200,177 | 28,148,767 | 482,617 | 28,993,444 | 541,411 |
| 1,638,967 | 4,982,192 | 2,116,079 | 5,640,072 | 2,117,307 |
| 1,721,023 | 992,200 | 1,570,600 | 585,971 | 804,511 |
| 646,129 | 66,600,749 | 708,716 | 71,190,444 | 837,529 |
| 2,604,326 | 打 1,339,981 | 4,407,878 | 打 1,237,772 | 3,481,135 |
| 1,572,185 | 噸 1,276,900 | 2,612,885 | 噸 633,353 | 1,255,781 |
| 2,083,259 | 4,940,974 | 3,040,273 | 3,815,934 | 2,422,403 |
| 3,602,253 | 立 15,374,015 | 3,505,152 | 立 12,924,128 | 2,442,323 |
| 3,598,925 | 箇 6,466,000 | 6,233,458 | 箇 3,832,050 | 2,981,017 |
| 908,958 | 噸 42,861 | 386,846 | 噸 41,633 | 361,219 |
| 1,971,040 | 噸 102,650,607 | 3,820,516 | 噸 140,434,055 | 4,810,474 |
| 1,861,941 | 立方米 26,394 | 2,151,575 | — | 1,314,813 |
| — | — | — | — | — |
| — | — | — | 噸 1,119,000 | 257,645 |
| — | — | — | — | — |
| 7,258,601 | — | 6,902,433 | — | 5,634,177 |
| 214,521,597 | — | 238,705,289 | — | 218,633,341 |

74 臺灣移入

| 品名 | 昭和元年 | | 昭和二年 | | 昭和 |
|-----------|------------------|------------|------------------|------------|------------------|
| | 数量 | 價額 | 数量 | 價額 | 量 |
| 米 | 4,557 斗 | 974,431 | 2,939 斗 | 592,047 | 4,404 斗 |
| 小麥 | 8,740 斗 | 1,047,609 | 11,592 斗 | 1,278,594 | 8,491 斗 |
| 小麥粉 | 17,096,792 斗 | 3,439,968 | 15,746,903 斗 | 2,983,816 | 16,858,406 斗 |
| 砂糖 | 2,258,698 斗 | 933,130 | 2,379,845 斗 | 861,462 | 3,608,272 斗 |
| 菓子類 | — | 1,080,578 | — | 1,047,604 | — |
| 醬油 | 2,318 斗 | 778,464 | 2,406 斗 | 775,472 | 2,722 斗 |
| 味ノ素類 | — | 454,623 | — | 613,580 | — |
| 乾魚 | 6,127,975 斗 | 2,702,145 | 5,408,003 斗 | 2,427,448 | 5,920,515 斗 |
| 鹹魚 | 20,882,484 斗 | 3,354,240 | 23,630,260 斗 | 3,708,430 | 20,851,095 斗 |
| 鮑 | 5,111,804 斗 | 2,764,751 | 3,298,661 斗 | 2,030,745 | 1,989,290 斗 |
| 乾蝦 | 706,905 斗 | 736,840 | 744,196 斗 | 743,334 | 788,868 斗 |
| 貝 | 321,346 斗 | 731,939 | 425,970 斗 | 804,383 | 314,443 斗 |
| こんでんすどみるく | 186,610 打 | 923,803 | 212,750 打 | 1,114,180 | 277,090 打 |
| 罐頭食物 | — | 1,925,298 | — | 1,977,829 | — |
| 汽水及其他諸飲料 | — | 591,542 | — | 568,984 | — |
| 清酒 | 180,748 打 | 1,656,919 | 177,234 打 | 1,628,348 | 223,457 打 |
| 麥酒 | 485,127 斗 | 2,321,412 | 472,378 斗 | 2,382,815 | 616,974 斗 |
| 葡萄酒 | — | — | — | — | 29,960 千個 |
| 紙卷煙草 | 902,900 千個 | 2,114,099 | 895,140 千個 | 2,079,877 | 1,086,660 千個 |
| 豆油 | — | — | — | — | 1,085 斗 |
| 燈油及輕油 | 1,479,985 ガロン | 765,985 | 1,410,145 ガロン | 688,267 | 1,342,603 ガロン |
| 白絞油 | 1,135 斗 | 444,882 | 628 斗 | 223,823 | — |
| 機械用油 | — | 663,717 | — | 807,302 | — |
| 石鹼 | — | 794,218 | — | 809,618 | — |
| 燐寸 | 1,446,475 グロス | 1,095,494 | 1,803,367 グロス | 1,296,471 | 2,105,390 グロス |
| 火藥及爆發物 | — | 295,795 | — | 626,172 | — |
| 絲類 | — | 1,641,896 | — | 1,318,940 | — |
| 棉織物及絹織物 | — | 19,805,510 | — | 14,942,528 | — |
| 毛織物 | — | 1,344,384 | — | 1,211,345 | — |
| ばんにー | 3,272,200 個 | 1,807,129 | 3,414,850 個 | 1,482,889 | 3,647,750 個 |
| めりやす肌衣 | — | 1,509,223 | — | 1,786,506 | — |
| 足袋類 | — | 717,196 | — | 721,101 | — |
| 服物類 | — | 1,064,478 | — | 1,399,642 | — |
| 紙 | — | 3,065,559 | — | 2,989,719 | — |

品目別表

| 品名 | 三 年 | | 昭 和 四 年 | | 昭 和 五 年 | |
|-----------|------------|------------------|------------|------------------|------------|------------------|
| | 價額 | 數量 | 價額 | 數量 | 價額 | 數量 |
| 米 | 534,374 | 1,869 斗 | 350,526 | 1,258 斗 | 220,174 | 861 斗 |
| 小麥 | 844,401 | 6,721 斗 | 664,402 | 5,100 斗 | 374,090 | 3,369 斗 |
| 小麥粉 | 2,985,100 | 17,906,028 斗 | 3,126,214 | 16,377,320 斗 | 2,374,026 | 14,013,868 斗 |
| 砂糖 | 1,244,693 | 2,086,175 斗 | 854,993 | 3,692,184 斗 | 1,082,524 | 2,364,412 斗 |
| 菓子類 | 1,151,962 | — | 1,171,205 | — | 1,415,675 | — |
| 醬油 | 896,269 | 2,924 斗 | 979,035 | 3,269 斗 | 1,013,160 | 3,369 斗 |
| 味ノ素類 | 603,054 | — | 741,546 | — | 1,570,326 | — |
| 乾魚 | 2,199,338 | 6,223,214 斗 | 2,398,341 | 6,427,456 斗 | 1,706,845 | 5,322,469 斗 |
| 鹹魚 | 3,298,669 | 25,442,824 斗 | 4,149,202 | 17,789,570 斗 | 2,325,444 | 12,504,464 斗 |
| 鮑 | 1,485,259 | 1,382,409 斗 | 1,198,300 | 1,707,495 斗 | 1,002,223 | 1,391,499 斗 |
| 乾蝦 | 658,900 | 772,647 斗 | 828,181 | 1,021,492 斗 | 848,996 | 1,178,453 斗 |
| 貝 | 622,595 | 288,596 斗 | 586,508 | 249,945 斗 | 434,397 | 280,295 斗 |
| こんでんすどみるく | 1,385,412 | 306,791 打 | 1,381,133 | 292,202 打 | 1,288,450 | 296,168 打 |
| 罐頭食物 | 2,128,768 | — | 2,189,332 | — | 1,916,143 | — |
| 汽水及其他諸飲料 | 466,605 | — | 416,414 | — | 380,830 | — |
| 清酒 | 2,161,757 | 238,115 打 | 2,239,176 | 222,315 打 | 2,114,080 | 220,314 打 |
| 麥酒 | 3,034,831 | 573,096 斗 | 2,587,496 | 539,082 斗 | 2,378,612 | 498,869 斗 |
| 葡萄酒 | 499,651 | 37,707 千個 | 626,420 | 31,205 千個 | 519,826 | 32,798 千個 |
| 紙卷煙草 | 2,542,694 | 1,109,460 千個 | 2,589,349 | 1,185,220 千個 | 2,750,983 | 1,258,924 千個 |
| 豆油 | 420,779 | 2,045 斗 | 679,094 | 1,500 斗 | 406,987 | 1,500 斗 |
| 燈油及輕油 | 662,156 | 1,339,420 ガロン | 588,754 | 2,121,855 ガロン | 848,704 | 1,726,368 ガロン |
| 白絞油 | — | — | — | 518 斗 | 141,709 | — |
| 機械用油 | 898,893 | — | 1,044,478 | — | 930,855 | — |
| 石鹼 | 978,169 | — | 1,144,537 | — | 1,055,215 | — |
| 燐寸 | 1,477,922 | 1,957,400 グロス | 1,378,234 | 1,366,281 グロス | 907,311 | 1,366,281 グロス |
| 火藥及爆發物 | — | — | — | — | 507,246 | — |
| 絲類 | 1,982,235 | — | 1,836,832 | — | 1,456,874 | — |
| 棉織物及絹織物 | 15,077,816 | — | 16,873,504 | — | 13,394,284 | — |
| 毛織物 | 1,368,062 | — | 2,005,991 | — | 1,367,653 | — |
| ばんにー | 1,319,057 | 3,012,680 個 | 889,971 | 1,112,351 個 | 406,834 | 1,112,351 個 |
| めりやす肌衣 | 1,202,664 | — | 1,417,539 | — | 1,106,439 | — |
| 足袋類 | 778,226 | — | 799,229 | — | 673,430 | — |
| 服物類 | 1,732,878 | — | 1,887,216 | — | 1,760,780 | — |
| 紙 | 3,237,372 | — | 3,567,133 | — | 3,254,545 | — |

74 臺灣移入

| 品名 | 昭和元年 | | 昭和二年 | | 昭和 |
|-----------------|------------|-------------|------------|-------------|----------------|
| | 數量 | 價額 | 數量 | 價額 | |
| 書籍及雜誌 | — | 425,229 | — | 510,430 | — |
| せめん | 15,019,744 | 528,200 | 23,556,737 | 727,464 | 23,957,122 |
| 陶磁器 | — | 962,632 | — | 1,079,687 | — |
| 鐵 | 34,143,942 | 6,213,557 | 49,521,342 | 8,126,454 | 53,427,509 |
| 銅 | 345,722 | 360,441 | 574,190 | 557,112 | 411,400 |
| 釘類 | — | 636,525 | — | 730,066 | — |
| 家具・橋梁・船舶等ノ建設材 | 445,837 | 80,649 | 2,712,883 | 611,365 | 6,171,454 |
| 絶緣電線 | — | — | — | — | — |
| 工匠具・農具及同部分品 | — | — | — | — | — |
| 鐵製品 | — | — | — | — | — |
| 鐵道車輛及部分品 | — | 416,309 | — | 778,032 | — |
| 自轉車及同部分品 | — | 1,482,704 | — | 1,547,449 | — |
| 自動車・同部分品及附屬品 | — | 561,739 | — | 989,396 | — |
| 鐵道機關車・同炭水車及同部分品 | — | 674,377 | — | 758,581 | — |
| 機關及各種ノ同部分品 | — | — | — | — | — |
| 縫衣機・同部分品及附屬品 | — | 424,269 | — | 619,941 | — |
| 木材 | — | 3,395,978 | — | 4,044,600 | 平方米 125,943 |
| 仕組板 | — | 690,161 | — | 655,073 | — |
| 枕木 | 524,532 | 489,577 | 513,248 | 552,301 | 853,787 |
| 製帽原料 | — | 1,035,174 | — | 497,596 | — |
| トランプ・提燈及同部分品 | — | 578,373 | — | 682,131 | — |
| 器具類運動具 | — | 538,274 | — | 562,539 | — |
| 木製品 | — | — | — | — | — |
| 人造肥料 | 58,695,636 | 4,745,830 | 58,521,647 | 4,138,983 | 60,771,821 |
| 其ノ他 | — | 33,455,856 | — | 34,901,192 | — |
| 合計 | — | 121,404,781 | — | 121,107,991 | — |

品目別表 (續)

| 三年 | 昭和四年 | | 昭和五年 | |
|-------------|----------------|-------------|------------|-------------|
| | 價額 | 數量 | 價額 | 數量 |
| 681,117 | — | 792,612 | — | 726,899 |
| 740,353 | 28,275,877 | 903,164 | 56,638,863 | 1,426,566 |
| 1,179,442 | — | 1,185,074 | — | 1,099,523 |
| 8,695,758 | 58,228,091 | 9,087,748 | 47,581,082 | 7,901,736 |
| 422,702 | 490,643 | 580,532 | 539,392 | 539,983 |
| 830,532 | — | 843,871 | — | 781,610 |
| 1,698,622 | 1,776,551 | 422,249 | 2,760,916 | 632,574 |
| 571,660 | — | 613,681 | — | 620,599 |
| 570,985 | — | 470,145 | — | 331,804 |
| 3,298,079 | — | 2,955,007 | — | 2,733,485 |
| 839,306 | — | 639,659 | — | 483,675 |
| 2,006,363 | — | 2,302,542 | — | 1,952,716 |
| 1,768,917 | — | 2,251,823 | — | 2,345,080 |
| 826,226 | — | 497,191 | — | 335,743 |
| 639,093 | — | 506,562 | — | 337,020 |
| 475,223 | — | 728,706 | — | 533,466 |
| 4,822,301 | 平方米 164,339 | 5,807,264 | — | 4,535,246 |
| 973,800 | — | 1,150,314 | — | 845,336 |
| 790,849 | 982,075 | 960,655 | 718,143 | 687,408 |
| 854,578 | — | 1,945,312 | — | 1,146,533 |
| 622,813 | — | 413,343 | — | 402,174 |
| 565,246 | — | 547,123 | — | 527,357 |
| 743,484 | — | 810,168 | — | 749,915 |
| 3,967,458 | 63,512,059 | 4,382,660 | 90,030,589 | 5,832,475 |
| 33,852,734 | — | 36,281,982 | — | 31,682,533 |
| 132,318,204 | — | 140,369,672 | — | 123,127,117 |

77 樺 太 輸 入

| 品 名 | 昭 和 元 年 | | 昭 和 二 年 | | 昭 和 |
|---------------------|-----------|---------|------------|---------|---------|
| | 数 | 價 額 | 数 | 價 額 | |
| | | | | | 普 通 |
| 馬 | | | | | 頭 |
| カツラグルート | | | 頭 | 圓 | 100 |
| 食 鹽 | 9,484,520 | 399,078 | | | |
| 精 米 | 7,042 | 825 | 12,398,987 | 478,768 | |
| 大 豆 | 15,219 | | 36,524 | 8,753 | |
| 燕 麥 | 2,570.047 | 333,188 | | | |
| 落 花 生 | | | | | |
| 魚 介 類 | | | | | 173,075 |
| 乾 果 | | | | | |
| 清 酒 | | | | | |
| 大 豆 油 | 2,700 | 739 | | | |
| 亞麻芋麻ラミー | 5,220 | 560 | 19,973 | 236,090 | 7,970 |
| 石 炭 | 21,366 | 241,299 | | | |
| 其ノ他ノ鐵物 | 67,500 | 2,250 | | | 68 |
| 石 絨 及 同 製 品 | | | | | |
| 陶 磁 器 | 1,117 | 230 | | | 47,327 |
| 特 殊 鋼 | | | | | 4,283 |
| 汽 爐 同 部 分 品 同 附 屬 品 | | | | | |
| 圓 料 | | | | | 枚 17 |
| 蔗 類 | | 1,149 | | | 75 |
| 木 製 品 | 1,945 | 435 | | | |
| 其ノ他 | | 5,338 | | 2,982 | |
| 計 | | 986,779 | | 726,768 | |
| | | | | | 漁 業 |
| 生 魚 | 1,502 | 圓 65 | | | |
| 鹽 鮭 | | | 5,346 | 圓 1,838 | |
| 鹽 鱒 | | | 288 | 72 | |
| 鹽 魚 卵 | 244 | 70 | 162 | 105 | |
| 其ノ他 | | | | | |
| 計 | | 135 | | 2,015 | |
| 合 計 | | 986,914 | | 728,783 | |

品 目 別 表

| 三 年 | 昭 和 四 年 | | 昭 和 五 年 | |
|-----|---------|------------|-----------|---------|
| | 價 額 | 数 量 | 價 額 | 数 量 |
| 貿易 | | | | |
| | 633,801 | | 12,977 | 23,670 |
| | | 189,587 | 392,019 | |
| | | 15,070,313 | 7,262,880 | 262,563 |
| | | | | |
| | | | | |
| | | 186,023 | 489,720 | 50,328 |
| | | 3,521 | 700 | |
| | 2,120 | 3,578,001 | 5,961 | |
| | | 650,524 | 730 | |
| | | | | |
| | | | | |
| | 95,640 | | | |
| | | | | |
| | | 6,951 | 66,561 | |
| | 508 | 57 | 65 | |
| | | | | |
| | 2,309 | | | |
| | 1,485 | | | |
| | | | | |
| | | | | |
| | | 90,720 | 6,650 | 339 |
| | | 57,950 | 300 | 140 |
| | | | | |
| | | | | |
| | 2,639 | | 40 | 10,478 |
| | 738,502 | | 719,245 | 347,518 |
| 貿易 | | | | |
| | 738,502 | | 719,245 | 347,518 |

79 樺 太 移 入

| 品 名 | 昭 和 元 年 | | 昭 和 二 年 | | 昭 和 | |
|-----|---------|-----|---------|-----|-----|-----|
| | 数 | 価 額 | 数 | 価 額 | 数 | 価 額 |
| 馬 | | | | | | |
| 牛 | | | | | | |
| 米 | | | | | | |
| 麥 | | | | | | |
| 豆 | | | | | | |
| 穀 | | | | | | |
| 粉 | | | | | | |
| 鹽 | | | | | | |
| 魚 | | | | | | |
| 介 | | | | | | |
| 鮭 | | | | | | |
| 魚 | | | | | | |
| 類 | | | | | | |
| 菜 | | | | | | |
| 物 | | | | | | |
| 油 | | | | | | |
| 酒 | | | | | | |
| 酎 | | | | | | |
| 酒 | | | | | | |
| 水 | | | | | | |
| 糖 | | | | | | |
| 子 | | | | | | |
| 針 | | | | | | |
| 肉 | | | | | | |
| 物 | | | | | | |
| 草 | | | | | | |
| 油 | | | | | | |
| 油 | | | | | | |
| 油 | | | | | | |
| 油 | | | | | | |
| 黃 | | | | | | |

備考 1. 樺太廳統計書=依ル

品 目 別 表

| 三 年 | 昭 和 四 年 | | 昭 和 五 年 | |
|-----|---------|-----------|-------------|-----------|
| | 價 額 | 数 量 | 数 量 | 價 額 |
| | | 306 | 150 | 67,590 |
| | | 242 | 139 | 26,500 |
| | | 51,707 | 66,276.9 | 9,769,021 |
| | | 528 | 490.5 | 44,310 |
| | | 1,021 | 1,063.1 | 123,115 |
| | | 98 | 126.7 | 17,226 |
| | | | | 35,803 |
| | | 941,416 | 1,012,649.7 | 211,251 |
| | | 66,887 | 60,691 | 14,866 |
| | | 5,775,173 | 2,719,786 | 167,680 |
| | | | | 164,408 |
| | | 6,336 | 1,594 | |
| | | 46,350 | 899.9 | 96 |
| | | | | 7,202 |
| | | 307,653 | 127,366.7 | 34,729 |
| | | | | 661,831 |
| | | | | 361,338 |
| | | 2,235,462 | 2,110,099 | 406,352 |
| | | 1,376 | 1,260 | 441,813 |
| | | 491 | 384 | 302,062 |
| | | 17,177 | 38,644 | 182,123 |
| | | 135,441 | 152,693 | 712,702 |
| | | 52,931 | 54,200 | 114,794 |
| | | 798,985 | 1,074,426.6 | 361,062 |
| | | | | 122,504 |
| | | | | 21,833 |
| | | 22,570 | | 13,400 |
| | | | | 132,862 |
| | | | | 1,190,266 |
| | | 483,974 | 512,725.5 | 388,740 |
| | | 145,630 | 312,316 | 245,786 |
| | | 108,698 | 922,089 | 63,740 |
| | | 4,860 | 10,436 | 13,523 |
| | | 5,982,922 | 8,075,957 | 605,116 |

79 樺 太 移 入

| 品 名 | 昭 和 元 年 | | 昭 和 二 年 | | 昭 和 |
|--------------------------------|---------|-----------|---------|------------|-----|
| | 数 | 價 額 | 数 | 價 額 | 数 量 |
| 明 糖 | | | | | |
| 松 脂 | | | | | |
| 麻 綫 | | | | | |
| 布 帛 及 同 製 品 | | | | | |
| 衣 服 及 同 附 屬 品 | | | | | |
| 製 紙 原 料 及 同 製 品 | | | | | |
| 石 灰 | | | | | |
| コ ー ク ス | | | | | |
| セ メ ン ト | | | | | |
| 鋼 鐵 及 鉄 釘 | | | | | |
| 鐵 釘 | | | | | |
| 鐵 管 | | | | | |
| 鉛 管 | | | | | |
| レ ー ル | | | | | |
| 石 油 空 罐 | | | | | |
| 陶 磁 器 | | | | | |
| 練 瓦 | | | | | |
| 硝 子 板 | | | | | |
| 自 動 車 | | | | | |
| 客 車 貨 車 及 電 車 (車 輪 車 輛 除 外) | | | | | |
| 機 械 類 | | | | | |
| 人 造 肥 料 | | | | | |
| 燕 麥 | | | | | |
| 木、竹、藤材及同製品 | | | | | |
| 繩 | | | | | |
| 化 粧 品 及 小 間 物 | | | | | |
| 爆 發 物 | | | | | |
| 其 他 | | | | | |
| 合 計 | | 5,098,664 | | 41,453,240 | |

品 目 別 表 (續)

| 三 年 | 昭 和 四 年 | | 昭 和 五 年 | |
|-----|------------|------------|------------|------------|
| | 價 額 | 数 量 | 價 額 | 数 量 |
| | | 1,756,583 | 135,954 | 1,961,170 |
| | | 12,189,919 | 1,007,480 | 9,584,393 |
| | | 3,164,436 | 77,100 | 6,893,458 |
| | | | 11,114 | |
| | | 201,934 | 168,389 | 15,533 |
| | | | 133,326 | |
| | | | 16,950 | |
| | | | 20,244 | |
| | | 14,830 | 242,269 | 6,500 |
| | | 13,035,430 | 105,277 | 40,747,680 |
| | | 2,478,706 | 176,636 | 865,555 |
| | | 42,455,367 | 1,756,697 | 7,887,354 |
| | | 3,195,745 | 630,140 | 1,669,875 |
| | | 77,697 | 17,400 | 130,624 |
| | | 238,875 | 56,205 | 348,732 |
| | | 522,481 | 106,639 | 133,771 |
| | | 36,218 | 15,066 | 17,263 |
| | | 221,229 | 24,740 | 733,289 |
| | | | 248,975 | |
| | | | 100,218 | |
| | | 599,141 | 30,706 | 674,238 |
| | | 3,480 | 26,405 | 1,514 |
| | | 80 | 188,010 | 76 |
| | | | 1,216,100 | |
| | | | 167,457 | |
| | | 1,956,130 | 195,613 | 460,451 |
| | | | 921,237 | 2,888,656 |
| | | | 193,724 | |
| | | | 391,347 | |
| | | | 67,034 | |
| | | | 39,353 | |
| | | | 59,170 | |
| | | | 3,749,140 | |
| | | | 15,998,033 | |
| | 46,035,051 | | 46,645,879 | |

80 關 東 州 輸

| 品 名 | 昭 和 元 年 | | 昭 和 二 年 | | 昭 和 |
|-----------|---------------|-------------|-------------|-------------|---------------|
| | 数 | 價 額 | 数 | 價 額 | 数 |
| 麥 | | | 55,510,457 | 3,119,067 | 51,301,405 |
| 粟 | | | 48,878,218 | 2,809,816 | 21,287,438 |
| 大 豆 | 693,035,910 | 42,939,218 | 891,613,113 | 55,457,111 | 1,334,108,921 |
| 小 豆 | 44,868,737 | 2,800,926 | 56,096,753 | 3,566,651 | 77,628,581 |
| 高 粱 | 210,043,462 | 7,293,257 | 276,734,071 | 14,027,464 | 313,321,194 |
| 玉 蜀 黍 | 173,519,839 | 5,957,628 | 71,691,615 | 3,666,294 | 57,201,084 |
| 煙 草 | | | | 2,999,303 | |
| 生 絲 及 絹 絲 | | 1,362,823 | | 1,611,930 | |
| 毛 及 毛 絲 | | | | 2,675,333 | |
| 綿 織 物 | | | | 1,654,401 | |
| 鐵 及 鋼 鐵 | 182,997,978 | 5,325,454 | 185,879,983 | 6,102,690 | 204,792,756 |
| 皮 革 | | 2,240,829 | | 2,275,497 | |
| 豆 油 | 135,866,772 | 22,674,876 | 126,488,060 | 21,147,431 | 106,231,653 |
| 豆 粕 | 1,199,381,619 | 50,054,515 | 927,571,864 | 37,917,799 | 883,626,616 |
| 石 炭 | 2,966,875 | 15,310,936 | 2,813,826 | 16,770,134 | 2,946,462 |
| 其 他 | | 33,679,210 | | 29,510,380 | |
| 合 計 | | 189,539,672 | | 205,311,301 | |

備 考 昭和五年二月一日以降支那海關輸入税率ノ金單位徵收實施ニ伴ヒ昭和五年ヨリ輸出入貿易額ハ日本金圓
ヲ以テ計上スルコトニセリ
海關兩ノ日本金圓ニ對スル換算率ヲ示セハ左ノ如シ

(海兩 1兩=付)

| | |
|------|------|
| 昭和元年 | 1.66 |
| 同 二年 | 1.50 |
| 同 三年 | 1.58 |
| 同 四年 | 1.45 |
| 同 五年 | 0.97 |

出 品 目 別 表

| 三 年 | 昭 和 四 年 | | 昭 和 五 年 | |
|-------------|---------------|-------------|------------|-------------|
| | 價 額 | 数 量 | 價 額 | 数 量 |
| 2,216,076 | 23,987,410 | 1,314,369 | 15,958 | 96,471 |
| 966,232 | 21,747,033 | 968,185 | 320,865 | 899,746 |
| 67,996,200 | 2,279,546,769 | 117,314,487 | 16,016,618 | 69,681,668 |
| 4,949,778 | 84,438,069 | 5,249,444 | 1,326,972 | 4,997,150 |
| 11,136,376 | 141,750,325 | 5,339,623 | 1,218,488 | 3,504,971 |
| 1,991,104 | 72,044,622 | 2,614,683 | 677,451 | 1,965,966 |
| 2,609,323 | | 2,451,957 | | 1,539,792 |
| 1,434,073 | | 2,103,653 | | 2,077,771 |
| 1,961,912 | | 3,526,667 | | 2,150,886 |
| 1,876,994 | | 1,577,325 | | 1,448,520 |
| 4,556,432 | 170,058,518 | 4,082,862 | 2,776,180 | 3,642,168 |
| 2,410,077 | | 3,255,087 | | 3,061,029 |
| 15,943,591 | 114,670,226 | 19,243,711 | 1,803,869 | 23,286,305 |
| 32,346,472 | 811,351,478 | 30,274,900 | 11,845,773 | 40,155,143 |
| 14,734,974 | 3,231,837 | 15,937,202 | 2,089,511 | 22,360,990 |
| 32,233,945 | | 41,697,370 | | 51,485,824 |
| 199,363,559 | | 256,953,525 | | 232,377,400 |

81 關 東 州 輸

| 品 名 | 昭 和 元 年 | | 昭 和 二 年 | | 昭 和 |
|---------------------|-------------------|-------------|--------------------|-------------|--------------------|
| | 数 | 價 額 | 数 | 價 額 | 量 |
| 米 | | | 18,359,179 | 1,727,301 | 19,816,625 |
| 小 麥 粉 | 5,486,846 | 11,782,021 | 2,166,388 | 4,275,566 | 2,040,287 |
| 砂 糖 | | 3,469,485 | | 2,876,730 | |
| 煙 草 | | 5,592,049 | | 7,482,726 | |
| 綿 花 | | | | 4,387,205 | |
| 綿 織 絨 | 2,105,033 | 1,544,554 | 8,447,107 | 2,965,824 | 9,556,379 |
| 綿 織 物 | | 11,200,201 | | 11,381,913 | |
| 毛 及 毛 絨 | | | | 1,530,804 | |
| 麻 袋 | 37,249,161 | 9,730,189 | 33,967,383 | 10,429,053 | 55,082,615 |
| 化 粧 品 | | | | 1,709,845 | |
| 汽 機 械 (車輛船舶 ヲ除ク) | | 9,540,680 | | 9,330,145 | |
| 鐵 及 鋼 鐵 | 51,241,964 | 3,236,278 | 42,086,157 | 2,899,859 | 71,763,708 |
| 皮 革 | | | | 2,693,848 | |
| 紙 | | 3,233,279 | | 3,362,667 | |
| 油 脂 (豆油ヲ除ク) | | 2,135,402 | | 1,629,356 | |
| 藥 材 及 藥 品 | | 4,294,021 | | 3,441,338 | |
| 建築材料 (金屬製品) | | 4,506,639 | | 5,831,178 | |
| 石 油 | 米ガロン 9,049,900 | 1,904,153 | 米ガロン 11,049,910 | 3,017,657 | 米ガロン 11,893,897 |
| 其 他 | | 60,965,464 | | 50,482,156 | |
| 合 計 | | 133,134,415 | | 131,457,171 | |

入 品 目 別 表

| 三 年 | 昭 和 四 年 | | 昭 和 五 年 | |
|-------------|---------|--------------------|-------------|-------------------|
| | 價 額 | 数 量 | 價 額 | 数 量 |
| 1,520,769 | | 17,498,832 | 1,367,400 | 320,371 |
| 3,870,318 | | 7,737,066 | 15,394,421 | 3,990,647 |
| 3,898,357 | | | 5,219,985 | |
| 9,992,954 | | | 13,946,850 | |
| 4,800,078 | | | 6,622,307 | |
| 6,896,314 | | 5,842,791 | 4,479,379 | 51,434 |
| 16,921,810 | | | 19,774,797 | |
| 1,072,085 | | | 1,632,460 | |
| 14,592,912 | | 50,499,229 | 13,043,314 | 24,676,799 |
| 2,147,515 | | | 1,994,871 | |
| 9,036,976 | | | 13,399,145 | |
| 4,539,327 | | 89,328,905 | 6,000,701 | 747,629 |
| 3,185,828 | | | 2,792,204 | |
| 4,239,628 | | | 5,127,406 | |
| 2,898,196 | | | 2,819,146 | |
| 4,993,252 | | | 5,886,721 | |
| 9,948,370 | | | 8,780,591 | |
| 3,247,867 | | 米ガロン 14,957,953 | 4,294,610 | 米ガロン 5,936,188 |
| 60,722,323 | | | 71,920,017 | |
| 16,8524,899 | | | 204,496,325 | |
| | | | | 169,477,619 |

82 南洋群島輸

| 品名 | 昭和元年 | | 昭和二年 | | 昭和 |
|------------------|--------|--------|-------|--------|-------|
| | 数 | 價額 | 数 | 價額 | |
| 穀物・穀粉・澱粉類・種子及其ノ他 | | 23,725 | | 5,608 | |
| 蔬菜・果實・及菓子 | | | | | |
| 砂糖 | 2,100 | 823 | 4,620 | 1,158 | 3,720 |
| 糖 | | | | | |
| 酒精含有飯料其ノ他 | | 1,181 | | 1,112 | |
| 皮毛・骨・角・齒牙甲殼其ノ製品 | | 1,128 | | 87 | |
| 油・脂・蠟及其製品 | | 1,323 | | 1,112 | |
| 酒精・化學藥製藥原料其ノ他 | | 12 | | 11 | |
| 染料・顔料・塗料類及填充料 | | 491 | | 101 | |
| 絲・絨・繩・索料及同材料 | | 1,011 | | 266 | |
| 布帛及布帛製品 | | 18,753 | | 11,913 | |
| 衣類及同附屬品 | | 2,648 | | 769 | |
| 製紙用パルプ紙・書籍及繪畫 | | 475 | | 254 | |
| 鐵物・鐵物製品・鑄鐵及其ノ他 | | 8,233 | | 6,179 | |
| 陶磁器及硝子類 | | 126 | | 275 | |
| 金屬及金屬製品 | | 10,900 | | 2,032 | |
| 器具・機械類 | | 6,729 | | 1,409 | |
| 煙草 | 40,000 | 220 | | 2,652 | |
| 木材及木製品 | | 1,388 | | 1,261 | |
| 其ノ他 | | 8,171 | | 4,410 | |
| 合計 | | 87,334 | | 40,609 | |

出品目別表

| 三年 | 昭和四年 | | 昭和五年 | |
|--------|-------|--------|------|--------|
| | 價額 | 数量 | 價額 | 数量 |
| 12,188 | | 10,433 | | 498 |
| 20 | | 73 | | |
| 1,376 | 3,150 | 1,202 | 900 | 207 |
| | 131 | 350 | | |
| 6,875 | | 10,732 | | 24,771 |
| 136 | | 78 | | 9 |
| 1,804 | | 1,419 | | 1,948 |
| 6,412 | | 266 | | 2,923 |
| 227 | | 465 | | 272 |
| 1,053 | | 1,434 | | 678 |
| 16,627 | | 14,726 | | 8,450 |
| 1,456 | | 1,883 | | 1,095 |
| 261 | | 527 | | 331 |
| 6,477 | | 7,214 | | 7,535 |
| 204 | | 289 | | 164 |
| 2,965 | | 3,531 | | 1,178 |
| 590 | | 2,606 | | 813 |
| | | | | 180 |
| 1,493 | | 1,939 | | 348 |
| 34,181 | | 19,188 | | 9,980 |
| 94,345 | | 78,355 | | 61,380 |

83 南洋群島輸

| 品名 | 昭和元年 | | 昭和二年 | | 昭和 |
|---------------------|---------|---------|---------|---------|---------|
| | 数量 | 價額 | 数量 | 價額 | 数量 |
| 植物及動物 | | 円 5 | | 円 628 | |
| 米・穀物・穀粉 澱粉類及種子 | | 9,067 | | 1,515 | |
| 蔬菜・果實・及菓子 | | — | | — | |
| 砂糖 | 551,251 | 96,237 | 626,378 | 118,300 | 356,522 |
| 煙草 | | 471 | | 921 | |
| 皮革・骨・角・齒牙 甲殼及其製品 | | 1,145 | | 250 | |
| 油・脂・蠟及其製品 | | 3 | | 620 | |
| 藥材・化學藥 製藥及爆發物 | | 124 | | 63 | |
| 染料・顏料 塗料類及填充料 | | 180 | | 124 | |
| 絲・縲・繩索 | | 17 | | 172 | |
| 布帛及布帛製品 | | 1,005 | | 1,002 | |
| 衣類及同附屬品 | | 587 | | 3,044 | |
| 製紙用パルプ 紙・書籍及繪畫 | | 92 | | 964 | |
| 石炭及礦物 | | — | | 461 | |
| 陶磁器・硝子 及硝子製品 | | 48 | | 160 | |
| 鐵及金屬 | | 1,244 | | 5,118 | |
| 金屬製品 | | — | | — | |
| 器具機械船舶 | | 10,256 | | 1,636 | |
| コブラ | 498 | 87,861 | 336 | 53,163 | 662 |
| 木材及木製品 | | 1,407 | | — | |
| 其ノ他 | | 1,427 | | 5,203 | |
| 合計 | | 211,176 | | 193,344 | |

入品目別表

| 三 年 | 昭和四年 | | 昭和五年 | |
|--------|---------|--------|---------|---------|
| | 價額 | 数量 | 價額 | 数量 |
| | 円 7,350 | | 円 2,648 | 円 69 |
| | 1,202 | | 291,684 | 150,054 |
| | 97 | | 226 | 27,992 |
| | 69,374 | 41,711 | 8,852 | 5,770 |
| | 27 | | 205 | 363 |
| | 118 | | 103 | 441 |
| | 405 | | 2,898 | 1,806 |
| | 30 | | 312 | 1,078 |
| | 105 | | 123 | 28 |
| | 3 | | 279 | 37 |
| | 1,761 | | 4,181 | 1,371 |
| | 596 | | 1,188 | 1,691 |
| | 20 | | 399 | 450 |
| | — | | 394 | 749 |
| | 9 | | 161 | 35 |
| | — | | 148 | 5 |
| | 702 | | 4,637 | 2,080 |
| | 499 | | 176,317 | 6,852 |
| | 111,744 | 754 | 128,504 | 75,790 |
| | 40 | | 410 | 244 |
| | 3,850 | | 4,856 | 8,022 |
| | 197,932 | | 628,525 | 257,429 |

84 南洋群島移

| 品名 | 昭和元年 | | 昭和二年 | | 昭和 |
|-----------------------|-----------|-----------|------------|-----------|------------|
| | 数量 | 価額 | 数量 | 価額 | |
| 植物及動物 | — | 633 | — | — | — |
| アイボリーナット | 10 | 1,032 | 8 | 420 | 111 |
| 蔬菜・果實及菓子 | — | 2,458 | — | 6,723 | — |
| 砂糖 | 9,056,340 | 2,651,356 | 12,511,926 | 4,391,829 | 10,684,644 |
| 錫節 | 20,861 | 35,612 | 15,750 | 32,907 | 15,533 |
| 海參 | 10,425 | 9,025 | 9,000 | 11,607 | 29,119 |
| 酒精含有飲料 | — | — | — | — | — |
| 高嶺貝 | 153 | 92,330 | 107 | 46,736 | 189 |
| 眞珠 | — | — | — | — | 1,240 |
| 油・脂・蠟及其製品 | — | — | — | — | — |
| 薬材・化学薬・製薬 其ノ割合及爆発物 | — | 161,052 | — | 418,865 | — |
| 染料・顔料・塗料及 填充料 | — | — | — | — | — |
| 綵線・繩索及同材 | — | 11,907 | — | 145 | — |
| 布帛及布帛製品 | — | 1,061 | — | — | — |
| 衣服及同附屬品 | — | 27 | — | — | — |
| 鑄鐵 | 62,649 | 1,280,294 | 69,463 | 1,360,759 | 68,213 |
| 金・銀製品 | — | 271 | — | 182 | — |
| コブラ | 9,303 | 1,876,431 | 10,153 | 1,792,267 | 9,993 |
| 木材及木製品 | — | 1,395 | — | 752 | — |
| 木炭 | 332,539 | 16,652 | 983,914 | 68,487 | 1,691,771 |
| 其ノ他 | — | 34,017 | — | 49,258 | — |
| 合計 | — | 6,175,553 | — | 8,180,937 | — |

出品目別表

| 三年 | 昭和四年 | | 昭和五年 | |
|-----------|-----------|-----------|------------|------------|
| | 価額 | 数量 | 価額 | 数量 |
| 2,305 | — | 12 | — | 50 |
| 13,700 | 40 | 4,645 | 52 | 4,048 |
| 7,259 | — | 8,501 | — | 12,736 |
| 3,916,297 | 9,746,625 | 3,248,905 | 20,421,000 | 6,784,646 |
| 28,995 | 118,432 | 146,231 | 348,608 | 298,129 |
| 19,628 | 53,693 | 28,542 | 31,549 | 24,559 |
| 18,453 | 34 | 41,690 | 35 | 58,501 |
| 75,711 | 179 | 80,841 | 121 | 57,218 |
| 12,400 | 3,681 | 36,810 | 4,456 | 22,280 |
| 775 | — | 1,323 | — | 1,080 |
| 325,409 | — | 383,534 | — | 264,584 |
| 37 | — | — | — | — |
| 128 | — | — | — | 122 |
| 1,347 | — | 255 | — | 4,121 |
| 159 | — | 1,020 | — | 1,210 |
| 1,461,636 | — | 1,533,174 | — | 1,185,736 |
| 332 | — | 4,820 | — | 4,562 |
| 1,964,676 | 9,776 | 1,854,339 | 12,493 | 1,709,595 |
| 1,729 | — | 4,613 | — | 4,910 |
| 132,039 | 1,896,461 | 110,563 | 1,312,151 | 82,965 |
| 101,556 | — | 69,896 | — | 106,770 |
| 8,084,471 | — | 7,559,714 | — | 10,628,622 |

85 南洋群島移

| 品名 | 昭和元年 | | 昭和二年 | | 昭和 | |
|-----------------------|------|-----------|------|-----------|----|----|
| | 数 | 價額 | 数 | 價額 | 数 | 價額 |
| 植物及動物 | | 2,916 | | 7,630 | | |
| 米及穀 | | 497,663 | | 491,429 | | |
| 蔬菜・果實及核子 | | | | | | |
| 砂糖 | | 76,255 | | 71,081 | | |
| 鹽 | | | | | | |
| 酒精含有飲料 | | 150,741 | | 210,802 | | |
| 果汁・糖水等 非酒精含有飲料 | | 41,335 | | 42,211 | | |
| 烟草 | | 156,598 | | 162,453 | | |
| 皮毛・骨・角・齒牙 甲殼及其ノ製品 | | 28,391 | | 33,296 | | |
| 油・脂・蠟及其製品 | | 161,960 | | 177,926 | | |
| 石油 | | 61,706 | | 75,490 | | |
| 藥材・化學藥・製藥 其ノ副合及爆發物 | | 128,515 | | 58,476 | | |
| 染料・顔料・塗料 類及填充料 | | 28,507 | | 26,568 | | |
| 糸・線・繩索及同 類 | | 78,694 | | 59,591 | | |
| 布帛及布帛製品 | | 301,719 | | 292,956 | | |
| 衣類及同附屬品 | | 221,137 | | 233,281 | | |
| 製紙用パルプ・紙 紙製品及書籍 | | 46,566 | | 57,632 | | |
| 鐵物及鐵物製品 | | 205,025 | | 160,171 | | |
| 石炭 | | 112,666 | | 95,646 | | |
| 陶磁器硝子類 | | 27,847 | | 38,663 | | |
| 鐵及金屬 | | 335,462 | | 228,909 | | |
| 金屬製品 | | | | | | |
| 時計・學術器・銃砲 車輛船舶及機械類 | | 513,872 | | 147,397 | | |
| 船舶 | | (8,700) | | | | |
| コブラ | | | | | | |
| 木材及木製品 | | 249,371 | | 306,104 | | |
| 木炭 | | | | | | |
| 其ノ他 | | 838,145 | | 814,591 | | |
| 合計 | | 4,090,719 | | 3,621,167 | | |

入品目別表

| 品名 | 三年 | | 昭和四年 | | 昭和五年 | |
|----|-----------|----|-----------|---------|-----------|----|
| | 價額 | 数量 | 價額 | 数量 | 價額 | 数量 |
| | 3,750 | | 1,495 | | 3,680 | |
| | 729,146 | | 509,215 | | 617,068 | |
| | 32,403 | | 32,301 | | 32,937 | |
| | 83,156 | | 68,125 | 133,635 | 50,849 | |
| | 10,608 | | 8,388 | 96,600 | 8,836 | |
| | 255,000 | | 226,091 | | 237,146 | |
| | 52,338 | | 42,007 | | 29,956 | |
| | 229,726 | | 243,544 | | 262,525 | |
| | 19,247 | | 29,406 | | 16,398 | |
| | 252,827 | | 295,189 | | 297,867 | |
| | 104,745 | | 104,336 | 387 | 66,323 | |
| | 61,642 | | 110,249 | | 189,916 | |
| | 38,870 | | 47,350 | | 27,970 | |
| | 92,494 | | 123,327 | | 36,735 | |
| | 383,794 | | 358,113 | | 395,166 | |
| | 198,177 | | 227,650 | | 159,432 | |
| | 96,182 | | 89,272 | | 67,426 | |
| | 237,286 | | 216,854 | | 349,731 | |
| | 151,066 | | 113,919 | 15,380 | 267,764 | |
| | 38,294 | | 48,976 | | 64,923 | |
| | 42,464 | | 151,957 | | 264,535 | |
| | 298,963 | | 514,202 | | 194,691 | |
| | 222,236 | | 1,363,387 | | 538,996 | |
| | 27,329 | | 23,421 | | 2,950 | |
| | | | | | | |
| | 311,661 | | 453,825 | | 394,707 | |
| | 803 | | 112 | | | |
| | 893,592 | | 1,332,919 | | 1,220,003 | |
| | 4,584,659 | | 6,493,954 | | 5,461,496 | |

86 鐵道營業狀態

朝鮮

(上昭和四年度
下昭和五年度)

| 線別 | 線路軒數 | 乗車人員 | 貨物噸數 | 收入 | | | | 一日一軒平均 | |
|------|---------|------------|-----------|------------|------------|-----------|------------|--------|-------|
| | | | | 旅客收入 | 貨物收入 | 雜收入 | 計 | 收入 | 營業費 |
| 京釜線 | 543.3 | 8,457,085 | 2,652,274 | | | | | | |
| | 542.2 | 7,389,833 | 2,641,713 | | | | | | |
| 京義線 | 608.7 | 5,674,811 | 2,798,141 | | | | | | |
| | 610.3 | 5,319,017 | 2,492,975 | | | | | | |
| 湖南線 | 284.0 | 3,048,776 | 668,505 | | | | | | |
| | 284.1 | 2,545,472 | 607,315 | | | | | | |
| 京元線 | 223.5 | 1,574,208 | 764,021 | | | | | | |
| | 223.7 | 1,450,329 | 790,027 | | | | | | |
| 成鏡線 | 659.0 | 3,679,263 | 1,300,637 | | | | | | |
| | 658.9 | 3,080,036 | 1,271,436 | | | | | | |
| 慶全線 | 25.1 | 724,770 | 104,544 | | | | | | |
| | 25.3 | 651,641 | 114,570 | | | | | | |
| | 36.5 | 646,308 | 94,884 | | | | | | |
| | 36.4 | 549,398 | 90,112 | | | | | | |
| 東海線 | 148.9 | 839,333 | 77,738 | | | | | | |
| | 148.8 | 730,978 | 102,156 | | | | | | |
| | 31.2 | 61,632 | 4,480 | | | | | | |
| | 31.4 | 105,587 | 28,682 | | | | | | |
| 平元線 | 66.8 | 240,272 | 40,895 | | | | | | |
| | 67.0 | 243,352 | 57,271 | | | | | | |
| 國門線 | 59.6 | 232,556 | 123,777 | | | | | | |
| | 59.6 | 180,357 | 112,478 | | | | | | |
| | 64.9 | 46,016 | 14,768 | | | | | | |
| | 104.8 | 122,581 | 70,235 | | | | | | |
| 總計 | 2,751.5 | 23,225,584 | 6,160,044 | 21,101,521 | 20,537,085 | 1,813,329 | 43,451,935 | 44.49 | 30.07 |
| | 2,792.5 | 20,649,934 | 5,936,008 | 17,642,510 | 19,254,025 | 1,696,032 | 38,592,567 | 38.15 | 28.13 |
| 私設鐵道 | 811.3 | 3,127,938 | 1,015,407 | 1,682,055 | 2,183,174 | 820,529 | 4,685,758 | 16.06 | 13.16 |
| | 1,063.2 | 2,696,677 | 964,145 | 1,350,925 | — | 599,935 | 3,795,800 | 12.40 | 10.94 |

備考 旅客收入ヨリ旅客收入拂戻金ヲ貨物收入ヨリ貨物收入拂戻金並ニ小口貨物集配料ヲ控除ス
私設鐵道中ニハ釜山瓦電ヲ含マズ

86 鐵道營業狀態

臺灣

(上昭和四年度
下昭和五年度)

| 線別 | 線路軒數 | 乗車人員 | 貨物噸數 | 收入 | | | | 一日一軒平均 | |
|--------|---------|------------|-----------|-----------|------------|---------|------------|--------|-----|
| | | | | 旅客 | 貨物 | 雜 | 計 | 收入 | 營業費 |
| 縱貫線 | 405,870 | | | | | | | | |
| | 405,876 | | | | | | | | |
| 宜蘭線 | 98,492 | | | | | | | | |
| | 98,742 | | | | | | | | |
| 平溪線 | 12,875 | | | | | | | | |
| | 12,875 | | | | | | | | |
| 淡水線 | 23,335 | | | | | | | | |
| | 23,335 | | | | | | | | |
| 臺中線 | 91,411 | 20,396,294 | 5,164,471 | 8,762,697 | 11,929,692 | 186,417 | 20,878,806 | 105 | 59 |
| | 91,411 | 18,315,892 | 4,960,175 | 8,137,177 | 11,301,596 | 203,484 | 19,647,237 | 98 | 59 |
| 集集線 | 29,773 | | | | | | | | |
| | 29,773 | | | | | | | | |
| 湖州線 | 46,993 | | | | | | | | |
| | 46,993 | | | | | | | | |
| 臺東線 | 174,775 | | | | | | | | |
| | 174,775 | | | | | | | | |
| 計 | 883,530 | | | | | | | | |
| | 883,530 | | | | | | | | |
| 阿里山鐵道 | 77,731 | 145,787 | 20,415 | 69,165 | 104,143 | 8,004 | 181,312 | 10 | 9 |
| | 77,731 | 120,120 | 15,737 | 61,789 | 64,213 | 5,984 | 131,896 | 7 | 8 |
| 羅東森林鐵道 | 37,176 | 38,223 | 24,498 | 12,858 | 27,296 | 1,807 | 41,961 | 6 | 4 |
| | 37,176 | 34,670 | 30,472 | 10,887 | 23,603 | 1,065 | 35,555 | 5 | 4 |
| 合計 | 998,435 | 20,580,304 | 5,292,346 | 8,844,720 | 12,061,131 | 196,228 | 21,102,079 | — | — |
| | 998,435 | 18,470,682 | 5,006,384 | 8,209,853 | 11,389,412 | 275,533 | 19,814,798 | — | — |
| 私設鐵道 | 554,419 | 4,361,961 | 4,679,366 | 929,023 | 2,314,330 | — | 3,243,353 | — | — |
| | 542,669 | 3,644,354 | 702,557 | 775,164 | 654,167 | 57,439 | 1,486,770 | 12 | — |

備考 內票數ト計ト符合セラルハ四捨五入ノ結果ニ依ル

鐵道營業狀態

關東州

(昭和四年度
昭和五年度)

| 線別 | 線路軒數 | 乘車人員 | 貨物噸數 | 收入 | | | | 一日一軒平均 | |
|-------|--------------------|----------------------|-------------------------|--------------------------|--------------------------|---------------------------|------------------------|---------------------------|----------|
| | | | | 旅客收入 | 貨物收入 | 雜收入 | 計 | 收入 | 營業費 |
| 南滿州鐵道 | 滿鐵本線 | 701,760 719.1 | — | — | — | — | — | — | — |
| | 旅順支線 | 50,820 50.8 | — | — | — | — | — | — | — |
| | 營口支線 | 22,355 22.4 | — | — | — | — | — | — | — |
| | 煙臺支線 | 15,585 15.6 | — | — | — | — | — | — | — |
| | 撫順支線 | 52,920 52.9 | — | — | — | — | — | — | — |
| | 渾榆支線 | 4,070 4.1 | — | — | — | — | — | — | — |
| | 安奉線 | 261,115 260.2 | — | — | — | — | — | — | — |
| 私鐵 | 柳樹屯線 (未開業) | 5,750 | — | — | — | — | — | — | — |
| | 合計 | 1,114,375 1,125.1 | 10,410,579 8,115,806 | 20,485,963 15,209,998 | 17,451,585 11,461,175 | 101,089,474 77,936,688 | 3,562,683 5,932,867 | 122,103,742 95,330,730 | 484 — |
| 金剛鐵道 | 102,200 102,316 | 183,918 102,344 | 158,668 134,266 | 145,145 96,620 | 190,931 155,239 | 72,633 2,051 | 408,709 253,910 | 17 — | 18 — |

鐵道營業狀態

樺太

(上昭和四年度
下昭和五年度)

| 線別 | 軒數 | 乘車人員 | 貨物噸數 | 收入 | | | | 一日一軒平均 | |
|------|----------------|------------------------|--------------------|------------------------|------------------------|------------------|------------------------|----------|----------|
| | | | | 旅客 | 貨物 | 雜 | 合計 | 收入 | 營業費 |
| 泊榮本線 | 98.4 15.1 | 1,035,772 | 494,808 | — | — | — | — | — | — |
| 川上線 | 21.8 21.9 | 51,123 | 208,046 | — | — | — | — | — | — |
| 豊真線 | 83.2 83.8 | 94,453 | 39,282 | — | — | — | — | — | — |
| 西海岸線 | 94.0 137.2 | 656,149 | 107,767 | — | — | — | — | — | — |
| 合計 | 297.4 338.0 | 1,837,497 1,592,500 | 849,903 872,682 | 1,226,694 1,027,407 | 1,495,202 1,503,965 | 64,925 4,553 | 2,786,821 2,535,921 | 25 21 | 24 21 |
| 私設鐵道 | 189.8 | 424,680 343,826 | 245,782 236,882 | 584,662 441,226 | 447,601 541,954 | 25,664 50,745 | 1,057,927 1,033,926 | 14 14 | 14 14 |

87 鐵道營業收支累年比較

| 區分 地域 | 年度別 | 營業 軒數 | 乘客 | 貨物 | 收入 | | | 支出 | 損益 (△+損) | |
|----------|-------|------------|------------|-----------|------------|------------|------------|-----------------------|-------------|------------|
| | | | | | 客車 | 貨車 | 其他 | | | |
| 朝鮮 | 大正 8 | 1,855.5 | 12,134,435 | 3,701,347 | 11,517,596 | 10,750,741 | 1,698,051 | 23,966,388 | 20,725,734 | 3,240,654 |
| | 9 | 1,862.7 | 12,421,441 | 3,237,254 | 12,668,191 | 12,347,393 | 2,158,271 | 27,173,855 | 23,328,749 | 3,945,106 |
| | 10 | 1,974.9 | 13,821,144 | 3,384,896 | 13,361,903 | 12,794,276 | 1,953,496 | 28,109,695 | 21,623,879 | 6,479,816 |
| | 11 | 1,895.2 | 15,252,426 | 3,852,479 | 14,219,086 | 14,194,338 | 2,272,639 | 30,680,113 | 23,863,296 | 6,822,817 |
| | 12 | 1,913.5 | 16,760,483 | 4,305,249 | 15,155,938 | 15,215,170 | 2,704,446 | 33,075,554 | 25,484,707 | 7,590,847 |
| | 13 | 2,092.6 | 17,487,874 | 3,855,239 | 14,935,946 | 14,091,921 | 2,405,641 | 31,434,507 | 24,707,009 | 6,725,498 |
| | 14 | 2,106.8 | 18,241,062 | 4,366,297 | 15,324,590 | 15,355,949 | 1,453,150 | 32,100,512 | 23,937,173 | 8,163,339 |
| | 昭和 1 | 2,159.1 | 18,457,477 | 5,107,851 | 16,479,623 | 17,431,434 | 1,698,735 | 35,579,629 | 25,498,663 | 10,081,966 |
| | 2 | 2,344.0 | 20,058,401 | 5,659,247 | 17,408,197 | 19,112,597 | 1,587,398 | 38,156,125 | 27,091,279 | 11,064,846 |
| | 3 | 2,551.9 | 22,284,940 | 5,981,486 | 19,388,212 | 19,865,938 | 1,778,505 | 40,988,358 | 28,824,786 | 12,163,572 |
| | 4 | 2,751.5 | 23,225,584 | 6,160,043 | 21,145,922 | 20,537,085 | 1,813,329 | 43,451,935 | 29,365,298 | 14,086,637 |
| | 5 | 2,792.5 | 20,649,934 | 5,936,008 | — | 19,254,025 | 1,696,032 | 38,592,567 | 28,638,326 | 9,954,241 |
| | 大正 8 | 608.3 | 12,804,865 | 2,638,343 | 5,138,503 | 5,030,513 | 100,893 | 10,269,909 302,622 | 4,536,920 | 5,430,370 |
| | 9 | 708.1 | 14,622,747 | 2,721,571 | 6,668,792 | 5,402,707 | 150,907 | 12,302,406 | 10,579,458 | 1,722,948 |
| | 10 | 703.1 | 14,596,149 | 2,685,774 | 6,595,459 | 5,732,887 | 162,458 | 12,490,804 | 8,170,722 | 4,320,082 |
| 11 | 825.6 | 14,087,343 | 3,186,816 | 5,902,711 | 6,380,635 | 160,646 | 12,443,992 | 8,935,308 | 3,508,684 | |
| 12 | 840.1 | 14,707,935 | 3,285,814 | 6,024,890 | 7,331,910 | 158,968 | 10,515,768 | 9,030,858 | 1,484,910 | |
| 13 | 885.1 | 15,957,780 | 3,809,888 | 6,393,657 | 8,311,692 | 173,450 | 14,878,799 | 9,433,948 | 5,444,851 | |

87 鐵道營業收支累年比較

| 區分 地域 | 年度別 | 營業 軒數 | 乘 客 | 貨 物 | 入 | | | 支 出 | 損 益 (△・損) | |
|----------------------------|---------|------------|------------|------------|-------------|------------|-------------|-------------|-----------------|------------|
| | | | | | 客 車 | 貨 車 | 其 他 | | | |
| 關 東 | 大正 14 | 906.1 | 18,057,709 | 4,345,891 | 7,228,064 | 9,396,202 | 182,912 | 16,807,182 | 8,956,934 | 7,850,248 |
| | 昭和 1 | 949.5 | 19,185,278 | 4,399,096 | 7,816,936 | 9,759,369 | 181,528 | 17,757,834 | 9,366,522 | 8,391,313 |
| | 昭和 2 | 978.5 | 20,591,341 | 4,771,973 | 8,371,257 | 10,868,188 | 207,572 | 19,774,018 | 12,177,943 | 7,269,074 |
| | 昭和 3 | 980.1 | 20,892,230 | 4,993,159 | 8,729,460 | 11,546,128 | 196,952 | 20,472,540 | 12,312,530 | 8,160,011 |
| | 昭和 4 | 997.8 | 20,580,304 | 5,208,674 | 8,844,720 | 12,061,131 | 196,228 | 21,102,079 | 13,769,989 | 7,332,090 |
| 昭和 5 | 997.8 | 18,470,682 | 5,006,384 | 8,209,853 | 11,389,412 | 215,533 | 19,814,798 | 12,008,985 | 7,805,813 | |
| 關 東 鐵 道 | 大正 8 | 1,104.0 | 9,274,114 | 10,096,672 | 14,243,790 | 46,305,759 | 6,511,171 | 67,060,720 | 39,528,938 | 36,531,782 |
| | 昭和 9 | 1,104.0 | 8,123,411 | 10,154,259 | 14,659,337 | 63,867,030 | 6,790,439 | 85,316,805 | 36,760,264 | 48,556,542 |
| | 昭和 10 | 1,104.0 | 6,926,619 | 10,400,208 | 12,194,288 | 59,615,835 | 6,394,009 | 78,204,132 | 33,172,717 | 45,031,416 |
| | 昭和 11 | 1,104.0 | 7,645,068 | 12,043,870 | 12,389,464 | 69,518,111 | 5,905,453 | 87,813,028 | 34,169,284 | 53,643,744 |
| | 昭和 12 | 1,107.2 | 8,762,862 | 13,371,673 | 13,431,856 | 72,582,757 | 6,255,090 | 92,269,703 | 35,787,589 | 56,482,114 |
| 關 東 鐵 道 南 部 | 昭和 13 | 1,116.7 | 8,732,718 | 14,588,437 | 13,645,538 | 77,019,368 | 1,896,826 | 92,561,732 | 36,553,297 | 56,008,435 |
| | 昭和 14 | 1,116.9 | 9,109,004 | 15,045,292 | 14,530,942 | 80,535,820 | 2,328,466 | 97,395,228 | 38,800,691 | 58,594,537 |
| | 昭和 1 | 1,110.4 | 8,290,085 | 16,535,194 | 15,216,353 | 89,513,059 | 3,194,155 | 107,923,567 | 45,951,623 | 61,971,944 |
| | 昭和 2 | 1,112.1 | 8,263,089 | 18,449,224 | 16,102,953 | 94,040,819 | 3,100,408 | 113,244,180 | 45,235,834 | 68,008,346 |
| | 昭和 3 | 1,112.1 | 9,702,119 | 19,347,836 | 17,619,293 | 97,738,147 | 3,281,650 | 118,639,090 | 44,358,065 | 74,281,025 |
| 昭和 4 | 1,112.1 | 10,410,579 | 23,485,963 | 17,451,585 | 101,089,474 | 3,562,583 | 122,103,742 | 47,213,508 | 74,890,235 | |
| 昭和 5 | 1,125.1 | 8,115,808 | 15,209,998 | 10,223,002 | 77,936,688 | 7,171,040 | 95,330,730 | — | — | |

87 鐵道營業收支累年比較 (續)

| 區分 地域 | 年度別 | 營業 軒數 | 乘 客 | 貨 物 | 入 | | | 支 出 | 損 益 (△・損) | |
|------------------|-------|----------|-----------|---------|-----------|-----------|-----------|-----------|-----------------|-----------|
| | | | | | 客 車 | 貨 車 | 其 他 | | | |
| 全 國 鐵 道 | 昭和 3 | 102.0 | 226,014 | 96,162 | 160,829 | 152,975 | 8,151 | 321,959 | 619,300 | △ 297,341 |
| | 昭和 4 | 102.0 | 183,918 | 158,668 | 145,145 | 190,931 | 72,633 | 408,709 | 412,572 | △ 3,863 |
| | 昭和 5 | 102.0 | 102,344 | 134,266 | 91,119 | 155,239 | 7,552 | 253,910 | — | — |
| | 大正 8 | 106.2 | 391,341 | 261,273 | 143,119 | 266,469 | 1,547 | 411,135 | 398,679 | 12,456 |
| | 昭和 9 | 152.9 | 497,751 | 330,655 | 240,368 | 471,912 | 2,301 | 714,581 | 623,978 | 90,602 |
| 關 東 鐵 道 | 昭和 10 | 202.8 | 683,766 | 319,134 | 313,451 | 502,867 | 3,043 | 819,361 | 1,688,144 | △ 611,637 |
| | 昭和 11 | 223.7 | 1,033,531 | 413,531 | 527,585 | 617,036 | 7,433 | 1,152,024 | 1,689,144 | △ 536,120 |
| | 昭和 12 | 223.7 | 1,182,134 | 525,363 | 1,089,799 | 792,198 | 18,987 | 1,900,984 | 2,024,682 | △ 123,697 |
| | 昭和 13 | 223.7 | 1,192,631 | 509,298 | 877,783 | 835,364 | 17,885 | 1,751,032 | 2,725,697 | △ 974,665 |
| | 昭和 14 | 222.1 | 1,246,896 | 563,570 | 811,188 | 906,200 | 13,397 | 1,748,785 | 2,183,476 | △ 434,691 |
| 本 州 | 昭和 1 | 249.4 | 1,334,976 | 646,898 | 836,984 | 1,025,685 | 8,058 | 1,915,727 | 2,169,481 | △ 253,754 |
| | 昭和 2 | 249.4 | 1,468,295 | 694,685 | 973,263 | 1,126,086 | 6,618 | 2,105,967 | 2,356,724 | △ 250,757 |
| | 昭和 3 | 291.3 | 1,580,694 | 772,360 | 1,076,168 | 1,291,523 | 7,752 | 2,375,443 | 2,473,087 | △ 97,644 |
| | 昭和 4 | 297.0 | 1,729,555 | 847,337 | 1,226,694 | 1,495,202 | 64,925 | 2,786,821 | 2,696,091 | 90,730 |
| | 昭和 5 | 338 | 1,592,500 | 872,682 | 1,027,407 | 1,503,961 | 4,553 | 2,535,921 | 2,588,701 | △ 52,780 |
| 私 鐵 | — | 424,680 | 245,782 | 584,662 | 447,601 | 25,664 | 1,007,926 | — | — | |
| 合 計 | — | 343,926 | 325,852 | 441,229 | 541,954 | 50,745 | 1,033,928 | — | — | |

88 郵

| 期 | 年 | 郵便取扱局所 | 郵便線路 (貨件数) | | | | | | |
|----------|----|--------|------------|---|--------|---|--------|--------------|-----|
| | | | 道 | 路 | 鐵 | 道 | 水 | 路 | 其 |
| 大正 | 14 | 661 | | | | | | | |
| 昭和 | 1 | 670 | | | | | | | |
| | 2 | 684 | | | | | | | |
| | 3 | 704 | 11,621 | | 3,346 | | 28,591 | | |
| | 4 | 725 | 11,172 | | 3,558 | | 26,067 | 郵費 | 910 |
| | 5 | 752 | 11,286 | | 3,835 | | 25,877 | | 910 |
| 大正 | 14 | 171 | 597 | | 1,593 | | | | |
| 昭和 | 1 | 173 | 640 | | 1,609 | | | | |
| | 2 | 173 | 644 | | 1,585 | | | | |
| | 3 | 173 | 703 | | 1,559 | | 3,165 | | |
| | 4 | 175 | 699 | | 1,563 | | 3,165 | | |
| | 5 | 175 | 770 | | 1,485 | | 3,165 | | |
| 大正 | 14 | 53 | 1,096 | | 208 | | 2,528 | | |
| 昭和 | 1 | 55 | 1,119 | | 257 | | 2,528 | | |
| | 2 | 59 | 950 | | 482 | | 2,528 | | |
| | 3 | 61 | 830 | | 482 | | 2,528 | | |
| | 4 | 66 | 830 | | 482 | | 2,528 | | |
| | 5 | 72 | 890 | | 554 | | 2,528 | | |
| 關東州鐵道附屬地 | | | | | | | | | |
| 大正 | 14 | 204 | 82 | | 1,118 | | 3,322 | | |
| 昭和 | 1 | 210 | 82 | | 1,118 | | 3,518 | | |
| | 2 | 216 | 79 | | 2,197 | | 3,471 | | |
| | 3 | 218 | 79 | | 2,197 | | 3,471 | | |
| | 4 | 220 | 82 | | 2,199 | | 3,472 | | |
| | 5 | 223 | 75 | | 2,204 | | 3,472 | | |
| 南洋群島 | | | | | | | | | |
| 大正 | 14 | 7 | | | | | | | |
| 昭和 | 1 | 7 | | | | | | | |
| | 2 | 7 | | | | | | | |
| | 3 | 8 | | | | | | | |
| | 4 | 8 | | | | | 17,065 | | |
| | 5 | 8 | | | | | | | |
| 内地 | | | | | | | | | |
| 大正 | 14 | 8,705 | 27,075 | | 16,337 | | 19,236 | 郵費 | 130 |
| 昭和 | 1 | 8,784 | 27,055 | | 16,781 | | 20,496 | 郵費 | 110 |
| | 2 | 8,871 | 26,065 | | 16,962 | | 20,449 | 郵費 118 | 118 |
| | 3 | 9,017 | 16,691 | | 17,775 | | 20,928 | 自國軍運送 118 | 118 |
| | 4 | 9,690 | 15,590 | | 17,881 | | 21,077 | 自國軍運送 12,521 | 118 |
| | 5 | | | | | | | | |

便

| 總數 | 郵便受 | | | 物配 | | |
|---------------|---------------|------------|-----------|---------------|---------------|------------|
| | 通常郵便 | 小包郵便 | 基金郵便 | 總數 | 通常郵便 | 小包郵便 |
| 188,926,995 | 186,876,960 | 2,050,035 | 262,909 | 201,916,124 | 199,116,467 | 2,799,657 |
| 182,401,975 | 180,266,705 | 2,135,270 | 304,810 | 200,916,986 | 197,931,949 | 2,985,038 |
| 203,538,186 | 201,391,454 | 2,191,732 | 125,136 | 225,571,810 | 222,308,485 | 3,183,325 |
| 225,018,938 | 222,726,175 | 2,292,763 | 370,547 | 249,502,432 | 246,388,479 | 3,321,953 |
| 242,821,704 | 240,533,268 | 2,288,436 | 276,467 | 265,592,464 | 261,948,145 | 3,344,319 |
| 240,250,806 | 238,076,433 | 2,174,373 | 356,610 | 258,051,805 | 254,837,114 | 3,214,691 |
| 58,115,670 | 57,481,666 | 634,004 | 116,403 | 67,745,833 | 66,704,452 | 1,041,381 |
| 52,742,010 | 52,089,458 | 652,552 | 101,588 | 65,296,336 | 64,192,940 | 1,103,396 |
| 60,713,247 | 40,052,614 | 660,633 | 94,669 | 73,778,076 | 72,625,417 | 1,152,659 |
| 63,004,490 | 62,325,060 | 679,430 | 97,975 | 74,484,646 | 73,265,289 | 1,219,357 |
| 67,039,719 | 66,344,543 | 695,176 | 110,119 | 78,133,257 | 76,877,236 | 1,255,961 |
| 67,580,619 | 66,793,328 | 676,610 | 110,681 | 79,700,063 | 78,453,079 | 1,246,984 |
| 23,282,932 | 23,131,750 | 151,182 | 28,558 | 26,377,302 | 25,890,247 | 487,055 |
| 20,420,041 | 20,259,063 | 160,978 | 26,490 | 24,526,690 | 23,976,418 | 550,272 |
| 21,342,186 | 21,166,182 | 176,004 | 24,627 | 27,953,268 | 27,347,683 | 605,585 |
| 22,473,067 | 22,279,483 | 193,584 | 28,478 | 29,644,389 | 27,204,994 | 639,895 |
| 25,192,489 | 24,987,027 | 205,462 | 24,635 | 33,599,945 | 32,933,744 | 666,201 |
| 22,014,066 | 21,797,376 | 194,514 | 22,176 | 30,081,689 | 27,521,953 | 562,727 |
| 44,167,203 | 43,841,125 | 326,083 | | 51,132,627 | 50,431,180 | 701,447 |
| 41,999,816 | 41,656,134 | 343,682 | | 49,150,514 | 48,410,573 | 739,941 |
| 50,296,054 | 49,949,123 | 346,931 | | 54,843,622 | 54,044,010 | 799,612 |
| 57,949,767 | 57,559,461 | 390,306 | | 62,425,124 | 61,491,136 | 933,988 |
| 57,185,936 | 56,764,733 | 421,203 | | 64,122,922 | 63,026,523 | 1,096,399 |
| 56,737,967 | 56,316,692 | 421,275 | | 64,138,206 | 63,061,900 | 1,076,306 |
| 322,876 | 319,138 | 3,738 | | 477,191 | 462,211 | 14,980 |
| 436,372 | 431,625 | 4,747 | | 578,512 | 561,320 | 17,192 |
| 453,544 | 447,766 | 5,778 | | 639,374 | 618,704 | 20,670 |
| 575,746 | 569,704 | 6,042 | | 958,316 | 934,083 | 24,233 |
| 680,450 | 673,999 | 6,481 | | 1,105,329 | 988,975 | 26,354 |
| 979,481 | 971,673 | 7,808 | | 1,252,956 | 1,223,947 | 29,009 |
| 4,321,951,834 | 4,286,410,278 | 55,541,556 | 6,504,330 | 4,323,397,633 | 4,270,172,210 | 53,225,423 |
| 4,032,451,267 | 3,974,192,623 | 58,258,644 | 7,630,137 | 3,962,326,604 | 3,906,474,525 | 55,852,079 |
| 4,921,843,397 | 4,863,287,510 | 58,555,887 | 7,851,118 | 4,891,380,424 | 4,833,723,104 | 57,657,320 |
| 4,828,006,295 | 4,764,671,266 | 63,335,029 | 7,747,874 | 4,776,635,541 | 4,716,170,378 | 60,465,163 |
| 5,160,261,951 | 5,096,611,268 | 63,650,683 | 7,394,272 | 5,106,754,069 | 5,046,099,425 | 60,654,644 |

80 電 信

| 電 信 取 扱 局 所 | | 電 信 線 | | | | 電 報 通 數 | | |
|-------------|----|-------|--------|--------|---------|---------|------------|------------|
| | | 線 路 | | 線 條 | | 發 信 | 着 信 | |
| | | 陸 上 | 水 底 | 陸 上 | 水 底 | | | |
| 朝鮮 | 鮮年 | | | | | | | |
| 大正 | 14 | 716 | 8,310 | 189 | 33,323 | 196 | 5,112,979 | 5,077,944 |
| 昭和 | 1 | 720 | 8,291 | 192 | 34,383 | 224 | 5,379,804 | 5,355,110 |
| | 2 | 741 | 8,322 | 192 | 35,350 | 298 | 5,525,271 | 5,471,211 |
| | 3 | 746 | 8,342 | 192 | 36,169 | 365 | 5,769,640 | 5,716,044 |
| | 4 | 764 | 8,448 | 192 | 37,384 | 369 | 6,057,954 | 5,992,086 |
| | 5 | 759 | 8,439 | 194 | 38,897 | 389 | 5,164,647 | 5,634,335 |
| 臺灣 | 臺灣 | | | | | | | |
| 大正 | 14 | 172 | 1,203 | 156 | 4,797 | 156 | 1,304,532 | 1,416,115 |
| 昭和 | 1 | 172 | 1,215 | 156 | 4,923 | 156 | 1,377,611 | 1,436,715 |
| | 2 | 176 | 1,215 | 156 | 4,967 | 156 | 1,423,228 | 1,476,090 |
| | 3 | 179 | 1,220 | 156 | 5,184 | 156 | 1,474,608 | 1,501,171 |
| | 4 | 172 | 1,226 | 156 | 5,233 | 156 | 1,513,212 | 1,529,850 |
| | 5 | 184 | 1,229 | 156 | 5,372 | 156 | 1,490,524 | 1,532,993 |
| 樺太 | 樺太 | | | | | | | |
| 大正 | 14 | 51 | 1,398 | 428 | 3,177 | 409 | 1,143,343 | 1,038,954 |
| 昭和 | 1 | 52 | 1,398 | 409 | 3,320 | 409 | 1,222,999 | 1,218,845 |
| | 2 | 55 | 1,398 | 409 | 3,350 | 409 | 1,379,509 | 1,284,939 |
| | 3 | 63 | 1,408 | 409 | 3,594 | 409 | 1,379,947 | 1,277,495 |
| | 4 | 73 | 1,429 | 418 | 4,180 | 418 | 1,388,351 | 1,286,621 |
| | 5 | 79 | 1,477 | 418 | 4,594 | 418 | 1,095,785 | 1,044,017 |
| 關東州及鐵道附屬地 | | | | | | | | |
| 大正 | 14 | 157 | 962 | 2 | 8,448 | 2 | 2,131,237 | 2,025,196 |
| 昭和 | 1 | 161 | 888 | 2 | 8,196 | 2 | 2,023,061 | 1,943,307 |
| | 2 | 174 | 888 | 2 | 8,173 | 2 | 2,067,465 | 1,975,960 |
| | 3 | 182 | 1,186 | 2 | 8,770 | 2 | 2,181,545 | 2,097,057 |
| | 4 | 199 | 1,233 | 2 | 10,627 | 2 | 2,154,517 | 2,072,987 |
| | 5 | 201 | 1,234 | 2 | 8,951 | 2 | 1,966,491 | 1,906,955 |
| 南洋羣島 | | | | | | | | |
| 大正 | 14 | 7 | — | — | — | — | 51,997 | 48,721 |
| 昭和 | 1 | 7 | — | — | — | — | 57,388 | 56,826 |
| | 2 | 7 | — | — | — | — | 75,184 | 69,684 |
| | 3 | 7 | — | — | — | — | 84,932 | 79,736 |
| | 4 | 7 | — | — | — | — | 83,512 | 90,324 |
| | 5 | 7 | — | — | — | — | 89,277 | 95,694 |
| 內地 | | | | | | | | |
| 大正 | 14 | 6,798 | 35,671 | 14,303 | 265,625 | 16,906 | 69,108,612 | 70,885,775 |
| 昭和 | 1 | 7,011 | 35,891 | 14,877 | 280,058 | 17,740 | 67,430,036 | 69,745,938 |
| | 2 | 7,144 | 35,958 | 15,320 | 292,718 | 18,132 | 67,669,483 | 70,107,761 |
| | 3 | 7,282 | 36,042 | 15,297 | 304,726 | 18,238 | 66,583,967 | 69,235,344 |
| | 4 | 7,455 | 36,450 | 15,314 | 327,241 | 18,286 | 65,200,805 | 67,844,246 |
| | 5 | — | — | — | — | — | — | — |

90 電 話

| | | 電 話 交 換 局 | 電 話 通 話 局 所 | 公 衆 電 話 | 電 話 加 入 者 | 電 話 線 | |
|-----------|----|------------------|-------------|---------|-----------|--------|-----------|
| | | | | | | 線 路 | 線 條 |
| 朝鮮 | 鮮年 | | | | | | |
| 大正 | 14 | 104 | 509 | 65 | 26,265 | 7,552 | 102,357 |
| 昭和 | 1 | 117 | 507 | 65 | 27,536 | 7,933 | 107,635 |
| | 2 | 127 | 507 | 65 | 29,042 | 8,271 | 113,592 |
| | 3 | 133 | 513 | 65 | 30,274 | 8,660 | 120,481 |
| | 4 | 135 | 529 | 65 | 31,488 | 8,833 | 128,346 |
| | 5 | 144 | 541 | 65 | 32,664 | 9,015 | 138,429 |
| 臺灣 | 臺灣 | | | | | | |
| 大正 | 14 | 81 | 137 | 27 | — | 2,934 | 20,298 |
| 昭和 | 1 | 82 | 139 | 27 | 11,408 | 2,957 | 20,681 |
| | 2 | 84 | 140 | 27 | 11,617 | 3,321 | 21,816 |
| | 3 | 84 | 144 | 27 | 11,920 | 3,357 | 22,832 |
| | 4 | 84 | 152 | 29 | 12,418 | 3,456 | 23,333 |
| | 5 | 86 | 154 | 30 | 13,054 | 3,539 | 24,395 |
| 樺太 | 樺太 | | | | | | |
| 大正 | 14 | 10 | 24 | 3 | 2,711 | 90 | 2,985 |
| 昭和 | 1 | 12 | 27 | 3 | 3,427 | 104 | 2,865 |
| | 2 | 15 | 15 | 3 | 4,088 | 111 | 2,861 |
| | 3 | 17 | 15 | 7 | 4,592 | 124 | 3,146 |
| | 4 | 20 | 20 | 9 | 5,048 | 242 | 4,143 |
| | 5 | 20 | 27 | 9 | 5,154 | 243 | 4,372 |
| 關東州及鐵道附屬地 | | | | | | | |
| 大正 | 14 | 26 | 74 | 94 | 14,311 | 1,940 | 20,775 |
| 昭和 | 1 | 28 | 74 | 99 | 14,816 | 2,105 | 19,664 |
| | 2 | 22 | 77 | 106 | 15,484 | 2,042 | 23,925 |
| | 3 | 25 | 85 | 117 | 16,407 | 2,400 | 27,864 |
| | 4 | 31 | 84 | 125 | 19,158 | 2,478 | 29,105 |
| | 5 | 31 | 88 | 124 | 19,460 | 2,614 | 29,216 |
| 南洋羣島 | | | | | | | |
| 昭和 | 2 | 1 | — | — | 85 | 4 | 51 |
| | 3 | 2 | 2 | — | 179 | 13 | 201 |
| | 4 | 2 | 2 | — | 246 | 17 | 386 |
| | 5 | 2 | 2 | — | 260 | 18 | 396 |
| 內地 | | | | | | | |
| 大正 | 14 | 4,451(內雜費科取 187) | — | 1,324 | 474,793 | 37,596 | 3,007,961 |
| 昭和 | 1 | 4,671(198) | — | 1,724 | 552,557 | 41,068 | 3,487,494 |
| | 2 | 5,885(191) | — | 1,800 | 609,146 | 45,392 | 4,050,593 |
| | 3 | 5,190(191) | — | 2,005 | 655,721 | 50,112 | 4,520,743 |
| | 4 | 5,551(197) | — | 2,045 | 690,043 | 54,870 | 4,899,994 |
| | 5 | — | — | — | — | — | — |



91 爲替貯金及振替貯金 (會計年度)

Table with 12 columns: Year, Region, Transfer Type, Number of Transactions, Amount, and Balance. Rows include 朝鮮, 臺灣, 樺太, 關東州及鐵道附屬地, 南洋羣島, 內地.

92 簡易生命保險

Table with 17 columns: Year, Region, Contract Type, Policy Number, Premium, Policy Amount, Revival, Death, Surrender, Maturity, etc. Rows include 朝鮮, 臺灣, 樺太, 關東州及鐵道附屬地, 南洋羣島, 內地.

備考 △印ハ減少ヲ示ス

93 郵便年金

| 種別 | 新契約 | | | 消滅件数 | | 其ノ他ノ事由ニヨリ増減 | 年度末現在 | | | |
|-----------|-------|--------|-----------|-----------|-----|-------------|-------|---------|------------|-----------|
| | 件数 | 掛金額 | 年金額 | 死亡 | 解約 | | 件数 | 掛金額 | 年金額 | |
| 臺灣 | | 円 | 円 | | | | | 円 | 円 | |
| 昭和3 | 即時 | 12 | 13,983 | 1,452 | 1 | — | 17 | 19,192 | 1,896 | |
| | 据置一時拂 | 307 | 24,705 | 9,987 | 1 | — | 400 | 45,903 | 18,194 | |
| | 据置分割拂 | 134 | 6,890 | 20,490 | — | 16 | 1 | 223 | 11,513 | 36,747 |
| 昭和4 | 即時 | 4 | 22,833 | 1,800 | 1 | — | 21 | 38,572 | 3,346 | |
| | 据置一時拂 | 133 | 12,656 | 4,690 | 3 | 3 | 526 | 56,527 | 22,426 | |
| | 据置分割拂 | 119 | 5,667 | 17,550 | 1 | 53 | — | 288 | 13,397 | 42,084 |
| 臺北 | | | | | | | | | | |
| 昭和3 | 即時 | 12 | 18,405 | 1,584 | — | — | 12 | 18,405 | 1,584 | |
| | 据置一時拂 | 29 | 10,038 | 2,508 | — | — | 29 | 10,038 | 2,508 | |
| | 据置分割拂 | 150 | 7,157 | 25,560 | — | 4 | — | 146 | 7,035 | 25,080 |
| 昭和4 | 即時 | 3 | 4,224 | 300 | — | — | 15 | 22,629 | 1,884 | |
| | 据置一時拂 | 26 | 7,405 | 2,904 | — | — | 55 | 17,443 | 5,412 | |
| | 据置分割拂 | 219 | 12,285 | 39,730 | 3 | 53 | — | 309 | 16,963 | 55,763 |
| 關東州及鐵道附屬地 | | | | | | | | | | |
| 昭和3 | 即時 | 2 | 7,687 | 600 | 3 | — | 13 | 29,383 | 2,322 | |
| | 据置一時拂 | 29 | 7,622 | 2,384 | 5 | 5 | — | 415 | 75,380 | 29,825 |
| | 据置分割拂 | 119 | 3,862 | 18,380 | 15 | 202 | △ | 1,324 | 48,774 | 176,090 |
| 昭和4 | 即時 | 9 | 8,425 | 640 | — | — | 1 | 23 | 37,877 | 2,974 |
| | 据置一時拂 | 123 | 13,054 | 4,212 | 1 | 9 | 1 | 529 | 87,829 | 33,949 |
| | 据置分割拂 | 464 | 15,147 | 62,060 | 19 | 201 | △ | 1,566 | 54,253 | 201,267 |
| 海外在留本邦人 | | | | | | | | | | |
| 昭和3 | 即時 | — | — | — | — | — | — | — | — | |
| | 据置一時拂 | — | — | — | — | — | — | 4 | 15,758 | 5,000 |
| | 据置分割拂 | — | — | — | — | — | — | — | — | |
| 昭和4 | 即時 | — | — | — | — | — | — | — | — | |
| | 据置一時拂 | — | — | — | — | — | — | 4 | 15,758 | 5,000 |
| | 据置分割拂 | — | — | — | — | — | — | — | — | |
| 内地 | | | | | | | | | | |
| 昭和3 | 即時 | 2,729 | 2,832,514 | 234,329 | 108 | — | 12 | 6,002 | 5,914,832 | 500,554 |
| | 据置一時拂 | 21,783 | 3,236,269 | 1,327,665 | 554 | 1,951 | △ | 108,418 | 8,673,246 | 4,258,824 |
| | 据置分割拂 | 6,932 | 275,209 | 1,030,188 | 408 | 23,833 | △ | 60,455 | 1,783,730 | 7,828,652 |
| 昭和4 | 即時 | 2,878 | 3,071,972 | 252,918 | 142 | — | 20 | 8,758 | 8,844,818 | 740,093 |
| | 据置一時拂 | 15,452 | 2,918,794 | 1,060,166 | 674 | 2,078 | △ | 121,100 | 11,367,822 | 5,219,007 |
| | 据置分割拂 | 7,467 | 354,355 | 1,159,567 | 411 | 9,133 | △ | 58,355 | 1,823,859 | 7,408,120 |

備考 朝鮮及南洋群島ニハ未タ本事業行ハレズ △印ハ減少ヲ示ス

94 學校一覽

| 地域 | 教育別 | 區分 | 學校別 | 校數 | 職員數 | 生徒數 | 備考 |
|---------------|------|------------|----------|--------|---------|---------|-------------------------------------------------------------------------------------------------|
| 朝鮮 | 普通教育 | 内地人 | 小學校 | 470 | 2,018 | 67,401 | 1.校數職員數ハ昭和五年度末現在生徒數ハ年度内三月一日現在 2.職員數ハ教務職員ノミニシア兼務者ハ合マス 3.普通教育ノ内地人學校ニハ朝鮮人生徒ヲ朝鮮人學校ニハ内地人生徒ヲ合記ス |
| | | | 中學校 | 11 | 245 | 5,761 | |
| | | | 高等女學校 | 25 | 337 | 8,276 | |
| | | 朝鮮人 | 普通學校 | 1,831 | 9,418 | 459,457 | |
| | | | 高等普通學校 | 24 | 511 | 11,093 | |
| | | | 女子高等普通學校 | 16 | 234 | 4,422 | |
| | | | 農業學校 | 20 | 199 | 3,333 | |
| | | | 商業學校 | 15 | 218 | 4,414 | |
| | | | 商工學校 | 1 | 21 | 376 | |
| | 共學 | 工業學校 | 1 | 38 | 171 | | |
| | | 水產學校 | 3 | 16 | 150 | | |
| | | 實業補習學校 | 83 | 342 | 3,233 | | |
| | | 農林學校 | 2 | 41 | 889 | | |
| | 師範教育 | 内地人 | 女子實業學校 | 1 | 13 | 302 | |
| | | | 師範學校 | 3 | 78 | 1,300 | |
| | | | 法學專門學校 | 1 | 14 | 198 | |
| | | 共學 | 醫學專門學校 | 1 | 66 | 347 | |
| | | | 高等工業學校 | 1 | 55 | 180 | |
| | | | 高等農林學校 | 1 | 47 | 168 | |
| 高等商業學校 | | | 1 | 24 | 261 | | |
| 私立セフランス醫學專門學校 | | | 1 | 44 | 150 | | |
| 私立延禧專門學校 | | | 1 | 35 | 174 | | |
| 專門教育 | 朝鮮人 | 私立普成專門學校 | 1 | 42 | 221 | | |
| | | 私立崇實專門學校 | 1 | 17 | 79 | | |
| | | 私立梨花女子專門學校 | 1 | 64 | 131 | | |
| | 共學 | 私立齒科醫學專門學校 | 1 | 30 | 322 | | |
| | | 私立京城樂學專門學校 | 1 | 20 | 193 | | |
| | | 私立中央佛敎專門學校 | 1 | 26 | 64 | | |
| | | 京城帝國大學豫科 | 1 | 38 | 302 | | |
| | | 京城帝國大學 | 1 | 200 | 571 | | |
| | | 各種學校 | 490 | 1,847 | 47,485 | | |
| 其ノ他 | 朝鮮人 | 書 | 10,036 | 10,552 | 150,892 | | |

94 學 校 一 覽

| 地域 | 教育別 | 區分 | 學校別 | 校數 | 職員數 | 生徒數 | 備 考 |
|-------------|--------|---------|-------------|-----|-------|---------|-----------------------------------|
| 臺 灣 | 初等普通教育 | 內地人 | 小 學 校 | 163 | 924 | 36,744 | 1. 昭和六年四月末日現在 |
| | | | 公 學 校 | 761 | 5,575 | 281,999 | |
| | 高等普通教育 | 臺灣人 | 中 學 校 | 10 | 202 | 5,175 | 2. 小公、學校數ニハ分數場一六九(小學校一、公學校一六八)ヲ合ム |
| | | | 高等女學校 | 12 | 208 | 5,311 | |
| | | | 高等學校 | 1 | 43 | 608 | |
| | | | 實業補習學校 | 31 | 106 | 2,025 | |
| | 實業教育 | 臺灣人 | 商業學校 | 2 | 49 | 1,111 | 3. 職員數ハ教員ノニシテ兼務者及在外研究員ヲ合マス |
| | | | 工業學校 | 1 | 48 | 695 | |
| | | | 農林學校 | 2 | 43 | 895 | |
| | | | 農業學校 | 1 | 18 | 335 | |
| | 師範教育 | 共 學 | 師 範 學 校 | 4 | 104 | 1,230 | |
| | 專門教育 | 臺灣人 | 醫學專門學校 | 1 | 42 | 305 | |
| | | | 高等商業學校 | 1 | 28 | 217 | |
| | | | 帝國大學附屬農林專門部 | 1 | 28 | 120 | |
| 高等工業學校 | | | 1 | 16 | 72 | | |
| 大學教育 | 臺灣人 | 臺北帝國大學 | 1 | 110 | 196 | | |
| 盲啞教育 | 臺灣人 | 盲 啞 學 校 | 2 | 21 | 276 | | |
| 其ノ他ノ學校及教育施設 | 臺灣人 | 私立學校 | 20 | 164 | 3,636 | | |
| | | 書 房 | 162 | 234 | 6,146 | | |
| 本 州 | 初等教育 | | 公立小學校 | 201 | 1,056 | 41,015 | 昭和五年度末 |
| | 中等教育 | | 中 學 校 | 3 | 89 | 1,786 | |
| | | | 高等女學校 | 4 | 64 | 1,367 | |
| | 實業教育 | | 公立實業補習學校 | 8 | 56 | 298 | |
| | 其ノ他 | | 土人教育所 | 6 | 8 | 236 | |
| | | | 私立學校 | 5 | 48 | 378 | |

94 學 校 一 覽

| 地域 | 教育別 | 區分 | 學校別 | 校數 | 職員數 | 生徒數 | 備 考 |
|--------|------|----------|--------|-----|-------|--------------------------------|----------------------|
| 關 東 州 | 初等教育 | | 小 學 校 | 55 | 917 | 29,642 | 昭和五年度末現在臨 鐵附屬地ヲ合ム |
| | | | 公 學 堂 | 11 | 240 | 8,396 | |
| | | | 普通學堂 | 125 | 532 | 23,152 | |
| | | | 諸 學 堂 | 19 | 134 | 4,478 | |
| | 中等教育 | | 中 學 校 | 8 | 242 | 4,151 | |
| | | | 中 學 堂 | 1 | 25 | 337 | |
| | | | 女 學 校 | 8 | 211 | 3,920 | |
| | | | 實業學堂 | 2 | 24 | 160 | |
| | 實業教育 | | 商業學校 | 4 | 91 | 4,627 | |
| | | | 商工學校 | 1 | 25 | 345 | |
| | | | 農 學 校 | 1 | 5 | 13 | |
| | | | 實業補習學校 | 24 | 157 | 3,428 | |
| | 師範學校 | | 家政女學校 | 15 | 74 | 480 | |
| | | | 旅順師範學堂 | 1 | 42 | 186 | |
| 工業專門學校 | | | 1 | 54 | 230 | | |
| 教育專門學校 | | | 1 | 24 | 98 | | |
| 大學教育 | | 旅順工科大学 | 1 | 131 | 360 | | |
| | | 私立滿州醫科大學 | 1 | 109 | 652 | | |
| | | 各種學校 | 27 | 268 | 3,817 | | |
| | | 私立書房 | 246 | 304 | 5,180 | | |
| 其ノ他 | | 小 學 校 | 11 | 35 | 2,016 | 昭和六年四月末現在 小學校中ニハ分數場 二ヲ合ム | |
| | | 公 學 校 | 24 | 83 | 2,887 | | |
| | | 宗教學校 | 13 | 42 | 1,134 | | |
| 南洋羣島 | | | | | | | |

95 各宗教種類、布教者及信徒數

(昭和五年末)

| 區域 | 種類 | 社寺教會布教所 又ハ廟寺 | 神職僧侶教師等 | 內地人信徒 | 土著人信徒 | 信徒總數 | |
|-----------|---------|-----------------|---------------|-----------------------|------------------------------|-------------------------|------------------|
| | | | | | | | |
| 朝鮮 | 神道 | 49 182 | 56 | — | — | — | |
| | 佛教 | 內地佛教 | 107 373 | 496 | 256,332 | 外國人 7,156 61 | 263,549 |
| | | 朝鮮佛教 | 1,344 117 | 6,620 | 70 | 外國人 139,406 2 | 139,478 |
| | | 基督教 | 3,913 | 2,747 | 6,160 | 外國人 308,080 274 | 314,534 |
| | 神道 | 193 | 351 | 67,451 | 外國人 1,258 6 | 78,715 | |
| 計 | 6,278 | 10,270 | 330,013 | 外國人 465,900 363 | 796,276 | | |
| 臺灣 | 神道 | 90 | 26 | — | — | — | |
| | 神道 | 49 | 73 | 12,838 | — | 22,682 | |
| | | 佛教 | 45 97 1 | 90 59 | 外國人 44,213 50,791 8 | 外國人 34,466 15,921 | 78,679 66,720 |
| | 基督教 | 2 | 247 | 3,735 | 外國人 44,165 40 | 47,940 | |
| | 其他ノ在來宗教 | 3,662 | — | — | — | — | |
| 計 | 4,178 | 525 | 111,577 19 | 外國人 104,394 40 | 216,021 | | |
| 關及鐵道東附屬州地 | 神道 | 42 | 27 | — | — | 137,068 | |
| | 神道 | 61 | 182 | — | — | 21,809 | |
| | 佛教 | 199 | 270 | — | — | 111,804 | |
| | 基督教及其他 | 188 | 309 | — | — | 90,751 | |
| | 計 | 490 | 788 | — | — | 361,432 | |
| 樺太 | 神道 | 96 | 76 | — | — | — | |
| | 神道 | 37 | 37 | 13,695 | — | 13,695 | |
| | 佛教 | 92 55 | 86 55 | 40,582 | — | 40,582 | |
| | 基督教 | 8 | 8 | 829 | 外國人 39 | 868 | |
| | 計 | 288 | 262 | 55,106 | 外國人 39 | 55,145 | |
| 南洋羣島 | 天理教 | 2 | 3 | 15 | 203 | 218 | |
| | 佛教 | 2 | 2 | 2,000 | 600 | 2,600 | |
| | 基督教 | 182 | 61 | 75 | 31,023 | 31,112 | |
| | | | 136 | 14 | | | |
| | 計 | 186 | 202 | 2,104 | 31,826 | 33,930 | |

備考 南洋羣島ハ昭和六年四月末現在ヲ掲ク

96 衛生機關

| 年 | 醫師 | 限地 開業醫 | 醫生 | 齒科 醫師 | 預診 認許員 | 藥劑師 | 產婆 | 看護婦 | 病院 | | | 藥種商 | 聚藥者 | |
|------------------|--------|-----------|-------|----------|-----------|--------|--------|--------|----|----|-------|--------|-------|--|
| | | | | | | | | | 官立 | 公立 | 私立 | | | |
| 朝鮮 | | | | | | | | | | | | | | |
| 大正 14 | 1,358 | 90 | 4,915 | 207 | 1,544 | 147 | 862 | 721 | 2 | 37 | 69 | 550 | 32 | |
| 昭和 1 | 1,540 | 123 | 4,877 | 246 | 1,507 | 178 | 997 | 784 | 3 | 35 | 65 | 1,276 | 39 | |
| 2 | 1,508 | 147 | 4,829 | 295 | 1,711 | 157 | 1,047 | 936 | 3 | 39 | 67 | 1,201 | 37 | |
| 3 | 1,622 | 143 | 4,679 | 338 | 1,756 | 177 | 1,122 | 972 | 4 | 37 | 71 | 734 | 42 | |
| 4 | 1,645 | 170 | 4,680 | 366 | 1,636 | 217 | 1,146 | 977 | 4 | 37 | 76 | 952 | 41 | |
| 5 | 1,749 | 218 | 4,594 | 416 | 1,622 | 234 | 1,231 | 1,120 | 4 | 40 | 79 | 1,060 | 45 | |
| 臺灣 | | | | | | | | | | | | | | |
| 大正 14 | 972 | — | 522 | 90 | — | 8 | 1,003 | — | 12 | 19 | 71 | 3,274 | 25 | |
| 昭和 1 | 1,019 | — | 486 | 99 | — | 90 | 1,074 | — | 13 | 16 | 73 | 3,215 | 16 | |
| 2 | 1,112 | — | 454 | 113 | — | 105 | 1,071 | — | 13 | 16 | 80 | 3,119 | 19 | |
| 3 | 1,101 | — | 422 | 145 | — | 111 | 1,166 | — | 13 | 17 | 89 | 3,187 | 27 | |
| 4 | 1,052 | 133 | 384 | 185 | — | 112 | 1,215 | 73 | 13 | 17 | 96 | 2,964 | 36 | |
| 5 | 1,126 | 146 | 354 | 212 | — | 120 | 1,270 | 80 | 14 | 17 | 128 | 2,899 | 23 | |
| 樺太 | | | | | | | | | | | | | | |
| 大正 14 | 137 | — | — | 36 | — | 17 | 146 | 123 | 3 | — | 137 | 58 | 17 | |
| 昭和 1 | 147 | — | — | 45 | — | 19 | 166 | 40 | 3 | — | 145 | 66 | 17 | |
| 2 | 155 | — | — | 47 | — | 34 | 160 | 49 | 3 | — | 155 | 58 | 16 | |
| 3 | 181 | — | — | 68 | — | 25 | 193 | 51 | 3 | — | 181 | 80 | 15 | |
| 4 | 110 | 81 | — | 64 | — | 34 | 184 | 59 | 3 | — | — | 89 | 19 | |
| 5 | 206 | 86 | — | 67 | — | 37 | 235 | 72 | 3 | — | — | 85 | 18 | |
| 關東州及鐵道附屬地 | | | | | | | | | | | | | | |
| 大正 14 | 128 | — | — | 47 | — | 39 | 323 | 253 | 5 | — | 23 | 231 | 7 | |
| 昭和 1 | 121 | — | — | 57 | — | 47 | 402 | 430 | 5 | — | 23 | 224 | 6 | |
| 2 | 131 | — | — | 67 | — | 47 | 440 | 486 | 5 | — | 24 | 236 | 6 | |
| 3 | 131 | — | — | 77 | — | 54 | 444 | 544 | 5 | — | 24 | 223 | 6 | |
| 4 | 136 | — | — | 73 | — | 62 | 461 | 541 | 5 | — | 25 | 235 | 6 | |
| 5 | 146 | — | — | 85 | — | 73 | 514 | 734 | 5 | — | 25 | 231 | 18 | |
| 南洋羣島 | | | | | | | | | | | | | | |
| 大正 14 | 22 | — | — | 2 | — | 7 | 8 | 11 | 7 | — | — | — | — | |
| 昭和 1 | 19 | — | — | 4 | — | 7 | 8 | 8 | 7 | — | — | — | — | |
| 2 | 25 | — | — | 5 | — | 7 | 9 | 10 | 7 | — | — | — | — | |
| 3 | 24 | — | — | 6 | — | 7 | 10 | 12 | 7 | — | — | 2 | — | |
| 4 | 25 | — | — | 7 | — | 7 | 14 | 11 | 7 | — | — | 2 | — | |
| 5 | 30 | — | — | 10 | — | 7 | 23 | 12 | 7 | — | — | 4 | — | |
| 內地 | | | | | | | | | | | | | | |
| 大正 14 | 45,326 | — | — | 11,392 | — | 13,569 | 42,877 | 47,334 | 12 | 80 | 1,654 | 28,630 | 2,209 | |
| 昭和 1 | 45,900 | — | — | 12,548 | — | 14,826 | 44,776 | 51,201 | 12 | 80 | 1,745 | 28,706 | 2,367 | |
| 2 | 47,108 | — | — | 13,731 | — | 16,180 | 45,663 | 56,113 | 12 | 85 | 1,850 | 28,898 | 2,385 | |
| 3 | 47,856 | — | — | 14,881 | — | 17,189 | 46,279 | 63,417 | 12 | 81 | 1,877 | 28,766 | 3,107 | |
| 4 | 48,804 | — | — | 15,573 | — | 18,356 | 48,399 | 68,627 | 12 | 80 | 1,979 | 29,558 | 3,195 | |
| 5 | — | — | — | — | — | — | — | — | — | — | — | — | — | |



97 傳 染

| 年 | 總 數 | 虎 列 剌 | | 赤 痢 | | 腸 サ プ ス | | パ ラ チ ュ ス | | |
|-------------------|--------|--------|-------|-----|-----------|---------|--------|-----------|-------|-----|
| | | 患 者 | 死 亡 者 | 患 者 | 死 亡 者 | 患 者 | 死 亡 者 | 患 者 | 死 亡 者 | |
| 朝 鮮 | | | | | | | | | | |
| 大正 14 | 9,705 | 2,041 | 6 | 5 | 2,030 | 488 | 5,006 | 906 | 474 | 66 |
| 昭和 1 | 11,631 | 2,295 | 252 | 159 | 2,277 | 594 | 5,174 | 805 | 372 | 33 |
| 2 | 11,700 | 2,201 | — | — | 3,291 | 750 | 4,762 | 700 | 461 | 58 |
| 3 | 13,720 | 2,513 | — | — | 2,772 | 645 | 6,557 | 1,037 | 409 | 32 |
| 4 | 14,316 | 2,831 | 18 | 15 | 3,347 | 742 | 6,324 | 1,039 | 359 | 32 |
| 5 | 15,898 | 2,608 | — | — | 2,052 | 419 | 7,954 | 1,065 | 402 | 21 |
| 臺 灣 | | | | | | | | | | |
| 大正 14 | 1,389 | 297 | 3 | 3 | 164 | 13 | 769 | 106 | — | — |
| 昭和 1 | 1,562 | 307 | 16 | 11 | 168 | 17 | 837 | 134 | 77 | 6 |
| 2 | 1,955 | 367 | — | — | 231 | 36 | 1,166 | 223 | 104 | 11 |
| 3 | 2,353 | 404 | — | — | 129 | 13 | 1,643 | 297 | 222 | 14 |
| 4 | 2,111 | 468 | — | — | 199 | 31 | 1,338 | 315 | 131 | 27 |
| 5 | 2,416 | 442 | — | — | 242 | 16 | 1,527 | 323 | 128 | 16 |
| 海 峽 群 島 | | | | | | | | | | |
| 大正 14 | 419 | 96 | — | — | 14 | — | 233 | 79 | 15 | 3 |
| 昭和 1 | 425 | 99 | — | — | 12 | 4 | 221 | 50 | 13 | 2 |
| 2 | 610 | 131 | — | — | 32 | 8 | 239 | 50 | 61 | 9 |
| 3 | 720 | 145 | — | — | 43 | 6 | 482 | 96 | 35 | 12 |
| 4 | 559 | 95 | — | — | 38 | 10 | 268 | 48 | 18 | 2 |
| 5 | 633 | 117 | — | — | 56 | 13 | 310 | 57 | 27 | 3 |
| 關 東 州 及 鐵 道 附 屬 地 | | | | | | | | | | |
| 大正 10 | 4,258 | 522 | 2 | — | 1,078 | 150 | 918 | 115 | 159 | 7 |
| 昭和 1 | 6,044 | 802 | 62 | 42 | 1,975 | 269 | 1,337 | 158 | 206 | 9 |
| 2 | 3,776 | 460 | 2 | 1 | 1,506 | 209 | 857 | 102 | 184 | 16 |
| 3 | 6,233 | 749 | 3 | 1 | 1,558 | 235 | 820 | 131 | 424 | 18 |
| 4 | 4,181 | 599 | 3 | — | 1,817 | 278 | 793 | 160 | 246 | 6 |
| 5 | 3,827 | 431 | — | — | 1,628 | 201 | 757 | 111 | 318 | 17 |
| 南 洋 群 島 | | | | | | | | | | |
| | | | | | (ア メ リ カ) | | | | | |
| 大正 14 | 89 | 11 | — | — | 83 | 10 | 9 | 1 | 1 | — |
| 昭和 1 | 92 | 14 | — | — | 64 | 11 | 10 | 2 | 17 | 1 |
| 2 | 165 | 18 | — | — | 146 | 14 | 15 | 4 | 4 | — |
| 3 | 115 | 15 | — | — | 105 | 14 | 6 | 1 | 2 | — |
| 4 | 441 | 32 | — | — | 197 | 27 | 40 | 3 | 202 | 1 |
| 5 | 280 | 21 | — | — | 70 | 7 | 149 | 11 | 59 | 2 |
| 内 地 | | | | | | | | | | |
| 大正 14 | 83,527 | 20,577 | 624 | 380 | 14,720 | 6,647 | 45,785 | 9,088 | 5,064 | 455 |
| 昭和 1 | 84,247 | 21,124 | 25 | 13 | 17,135 | 7,698 | 43,951 | 8,879 | 4,454 | 467 |
| 2 | 83,751 | 21,538 | 2 | 1 | 21,397 | 9,479 | 37,554 | 7,332 | 4,748 | 506 |
| 3 | 96,511 | 24,492 | 1 | 1 | 25,198 | 11,200 | 42,063 | 8,200 | 4,903 | 483 |
| 4 | 97,893 | 25,656 | 205 | 116 | 30,253 | 12,632 | 37,345 | 7,503 | 4,211 | 395 |

病

| 年 | 流行性腸胃膜炎 | | 痘 疹 | | 發 疹 さ プ ス | | 猩 紅 熱 | | ヂ フ テ リ ア | | ベ ス ト | |
|-----|---------|-------|-----|-------|-----------|-------|-------|--------|-----------|-------|-------|-------|
| | 患 者 | 死 亡 者 | 患 者 | 死 亡 者 | 患 者 | 死 亡 者 | 患 者 | 死 亡 者 | 患 者 | 死 亡 者 | 患 者 | 死 亡 者 |
| 17 | 11 | 679 | 170 | 225 | 34 | 734 | 158 | 514 | 203 | — | — | — |
| 12 | 5 | 1,010 | 237 | 1,239 | 136 | 798 | 135 | 497 | 191 | — | — | — |
| 96 | 58 | 627 | 147 | 952 | 84 | 904 | 179 | 607 | 223 | — | — | — |
| 12 | 5 | 290 | 83 | 1,769 | 195 | 1,322 | 306 | 587 | 210 | — | — | — |
| 152 | 91 | 523 | 126 | 1,164 | 128 | 1,606 | 345 | 823 | 313 | — | — | — |
| 48 | 24 | 1,418 | 323 | 1,683 | 192 | 1,495 | 262 | 846 | 302 | — | — | — |
| 181 | 104 | 16 | 2 | — | — | 5 | 1 | 251 | 68 | — | — | — |
| 104 | 61 | 94 | 12 | — | — | 6 | 3 | 260 | 63 | — | — | — |
| 33 | 21 | 1 | — | — | — | 9 | — | 411 | 76 | — | — | — |
| 21 | 14 | 1 | — | — | — | 13 | 1 | 324 | 65 | — | — | — |
| 33 | 27 | — | — | — | — | 25 | 1 | 385 | 67 | — | — | — |
| 11 | 8 | 82 | 8 | — | — | 23 | — | 402 | 71 | — | — | — |
| — | — | — | — | — | — | 7 | — | 90 | 14 | — | — | — |
| 14 | 5 | — | — | — | — | 20 | 1 | 145 | 37 | — | — | — |
| 8 | 4 | — | — | — | — | 19 | 1 | 251 | 59 | — | — | — |
| 13 | 5 | — | — | — | — | 24 | 1 | 123 | 25 | — | — | — |
| 20 | 4 | — | — | — | — | 39 | — | 176 | 31 | — | — | — |
| 6 | 3 | — | — | — | — | 31 | 2 | 203 | 39 | — | — | — |
| 36 | 16 | 753 | 100 | 25 | 4 | 1,085 | 103 | 197 | 26 | 5 | 1 | 1 |
| 27 | 16 | 581 | 111 | 13 | 1 | 1,526 | 160 | 316 | 35 | 1 | 1 | 1 |
| 43 | 31 | 157 | 36 | 16 | — | 809 | 37 | 202 | 28 | — | — | — |
| 43 | 25 | 504 | 136 | 1,878 | 142 | 728 | 39 | 238 | 22 | 17 | — | — |
| 33 | 15 | 143 | 40 | 101 | 9 | 598 | 60 | 439 | 26 | 8 | 5 | 5 |
| 40 | 20 | 82 | 18 | 51 | 2 | 512 | 38 | 439 | 24 | — | — | — |
| — | — | — | — | — | — | — | — | — | — | — | — | — |
| — | — | — | — | — | — | — | — | — | — | — | — | — |
| — | — | — | — | — | — | — | — | — | — | — | — | — |
| — | — | — | — | — | — | — | — | — | — | — | — | — |
| — | — | — | — | — | — | — | — | — | — | — | — | — |
| — | — | — | — | — | — | — | — | — | — | — | — | — |
| 445 | 272 | 430 | 81 | 28 | — | 2,573 | 280 | 13,858 | 3,774 | — | — | — |
| 408 | 251 | 1,256 | 174 | 36 | 3 | 3,319 | 283 | 13,655 | 3,754 | 8 | 6 | 6 |
| 332 | 215 | 352 | 92 | 7 | 1 | 4,148 | 219 | 15,211 | 3,693 | — | — | — |
| 275 | 186 | 723 | 110 | 23 | 1 | 5,727 | 225 | 17,578 | 4,086 | — | — | — |
| 339 | 216 | 114 | 12 | 15 | 1 | 5,663 | 245 | 19,728 | 4,534 | — | — | — |

98 民事事件

| | 民事訴訟停止事件 | | 民事訴訟事件 | | | | | | | |
|-----------|----------|--------|---------|---------|---------|---------|--------|--------|-------|-------|
| | 新受 | 終局 | 總數 | | 第一審 | | 第二審 | | 第三審 | |
| | | | 新受 | 終局 | 新受 | 終局 | 新受 | 終局 | 新受 | 終局 |
| 朝鮮 | | | | | | | | | | |
| 大正14 | 3,604 | 3,642 | 60,058 | 59,955 | 55,949 | 55,927 | 3,446 | 3,564 | 463 | 464 |
| 昭和1 | 2,780 | 2,780 | 63,369 | 63,670 | 58,758 | 58,851 | 3,965 | 4,153 | 646 | 666 |
| 昭和2 | 2,488 | 2,501 | 65,612 | 64,049 | 61,306 | 57,872 | 3,740 | 3,408 | 558 | 569 |
| 昭和3 | 2,031 | 1,782 | 62,725 | 63,363 | 58,216 | 59,031 | 3,990 | 3,824 | 517 | 508 |
| 昭和4 | 2,032 | 2,052 | 60,427 | 62,025 | 55,580 | 57,635 | 4,258 | 3,864 | 589 | 526 |
| 昭和5 | 1,574 | 1,788 | 57,620 | 60,503 | 52,715 | 54,773 | 3,920 | 4,822 | 979 | 908 |
| 臺灣 | | | | | | | | | | |
| 大正14 | 9,275 | 9,500 | 9,411 | 9,114 | 8,106 | 7,789 | 1,084 | 1,199 | 219 | 205 |
| 昭和1 | 10,877 | 10,863 | 9,141 | 9,289 | 7,601 | 7,933 | 1,100 | 1,118 | 240 | 238 |
| 昭和2 | 12,680 | 12,835 | 9,661 | 8,904 | 8,295 | 7,658 | 1,160 | 1,035 | 200 | 211 |
| 昭和3 | 10,042 | 10,122 | 9,871 | 9,425 | 8,522 | 8,266 | 1,145 | 955 | 204 | 204 |
| 昭和4 | 10,350 | 10,453 | 10,370 | 9,765 | 8,623 | 8,427 | 1,529 | 1,152 | 218 | 186 |
| 昭和5 | 11,500 | 11,303 | 11,439 | 10,534 | 9,475 | 8,782 | 1,669 | 1,458 | 295 | 294 |
| 樺太 | | | | | | | | | | |
| 大正14 | — | — | 685 | 693 | 678 | 684 | 7 | 9 | — | — |
| 昭和1 | — | — | 746 | 701 | 735 | 692 | 11 | 9 | — | — |
| 昭和2 | — | — | 736 | 684 | 724 | 673 | 12 | 11 | — | — |
| 昭和3 | — | — | 776 | 753 | 759 | 746 | 16 | 7 | 1 | — |
| 昭和4 | — | — | 1,008 | 1,034 | 988 | 1,010 | 20 | 24 | — | — |
| 昭和5 | — | — | 1,232 | 1,249 | 1,188 | 1,210 | 44 | 39 | — | — |
| 關東州及鐵道附屬地 | | | | | | | | | | |
| 大正14 | 22 | — | 1,220 | 1,382 | 1,112 | 1,302 | 99 | 80 | 9 | — |
| 昭和1 | 17 | 15 | 1,017 | 1,027 | 897 | 930 | 111 | 88 | 9 | 9 |
| 昭和2 | 11 | 12 | 1,152 | 1,270 | 1,015 | 1,165 | 123 | 93 | 14 | 12 |
| 昭和3 | 7 | 9 | 1,213 | 1,112 | 1,052 | 986 | 145 | 112 | 21 | 14 |
| 昭和4 | 4 | 1 | 1,109 | 993 | 986 | 863 | 106 | 107 | 17 | 23 |
| 昭和5 | — | 2 | 1,385 | 1,161 | 1,226 | 1,011 | 137 | 125 | 22 | 25 |
| 南洋羣島 | | | | | | | | | | |
| 大正14 | — | — | 16 | 11 | 16 | 11 | — | — | — | — |
| 昭和1 | — | — | 8 | 12 | 8 | 10 | — | — | — | — |
| 昭和2 | — | — | 18 | 12 | 18 | 12 | — | — | — | — |
| 昭和3 | — | — | 17 | 20 | 16 | 19 | 1 | 1 | — | — |
| 昭和4 | 2 | — | 43 | 39 | 43 | 39 | — | — | — | — |
| 昭和5 | — | — | 67 | 62 | 67 | 62 | — | — | — | — |
| 內地 | | | | | | | | | | |
| 大正14 | 9,344 | 8,064 | 300,073 | 290,549 | 288,241 | 279,822 | 10,634 | 9,480 | 1,198 | 1,247 |
| 昭和1 | 11,964 | 10,407 | 316,498 | 309,836 | 303,181 | 297,873 | 11,942 | 10,701 | 1,375 | 1,262 |
| 昭和2 | 16,321 | 16,131 | 332,936 | 324,510 | 318,881 | 310,777 | 12,652 | 12,385 | 1,403 | 1,348 |
| 昭和3 | 15,224 | 15,445 | 329,434 | 323,693 | 315,875 | 310,898 | 12,167 | 11,390 | 1,392 | 1,405 |
| 昭和4 | — | — | 329,295 | 331,793 | 310,121 | 315,294 | 17,126 | 14,894 | 2,048 | 1,605 |

98 民事事件 (續)

終局事件

| | 終局事件 | | | | | | |
|-----------|-------|-----|--------|---------|--------|--------|--------|
| | 民抗 | 事告 | 和解 | 督促 | 假處分 | 強制執行 | 不動産 |
| 朝鮮 | | | | | | | |
| 大正14 | | 75 | 204 | 111,931 | 19,314 | 5,900 | 7,575 |
| 昭和1 | | 105 | 161 | 126,984 | 23,939 | 6,427 | 7,492 |
| 昭和2 | | 114 | 223 | 143,139 | 22,168 | 6,784 | 8,644 |
| 昭和3 | | 98 | 225 | 130,374 | 21,032 | 7,114 | 9,402 |
| 昭和4 | | 84 | 240 | 140,707 | 22,132 | 7,013 | 8,981 |
| 昭和5 | | 146 | 239 | 173,477 | 25,184 | 8,614 | 11,426 |
| 臺灣 | | | | | | | |
| 大正14 | | 41 | 19 | 7,325 | 2,454 | 1,600 | — |
| 昭和1 | | 34 | 15 | 6,617 | 2,443 | 1,452 | — |
| 昭和2 | | 35 | 24 | 7,687 | 2,777 | 1,276 | — |
| 昭和3 | | 24 | 24 | 7,522 | 2,401 | 1,254 | — |
| 昭和4 | | 17 | 20 | 8,870 | 2,435 | 1,322 | 1,201 |
| 昭和5 | | 31 | 42 | 13,004 | 2,794 | 1,606 | 1,468 |
| 樺太 | | | | | | | |
| 大正14 | | — | 1 | 246 | 105 | 27 | 27 |
| 昭和1 | | 2 | 4 | 820 | 243 | 31 | 25 |
| 昭和2 | | 1 | 6 | 939 | 167 | 34 | 49 |
| 昭和3 | | 2 | 5 | 981 | 178 | 68 | 58 |
| 昭和4 | | 3 | 3 | 896 | 196 | 64 | 56 |
| 昭和5 | | 4 | 7 | 1,958 | 271 | 129 | 83 |
| 關東州及鐵道附屬地 | | | | | | | |
| 大正14 | | 17 | — | 1,101 | 580 | 170 | 130 |
| 昭和1 | | 11 | — | 901 | 473 | 212 | 194 |
| 昭和2 | | 16 | — | 1,073 | 533 | 201 | 147 |
| 昭和3 | | 14 | — | 971 | 436 | 139 | 94 |
| 昭和4 | | 16 | — | 996 | 490 | 130 | 137 |
| 昭和5 | | 16 | — | 1,369 | 671 | 121 | 140 |
| 南洋羣島 | | | | | | | |
| 大正14 | | — | 40 | 69 | — | — | — |
| 昭和1 | | — | 56 | 18 | — | — | — |
| 昭和2 | | — | 89 | 72 | — | — | — |
| 昭和3 | | — | 77 | 28 | — | — | — |
| 昭和4 | | — | 93 | 49 | — | — | — |
| 昭和5 | | — | 287 | 66 | — | — | — |
| 內地 | | | | | | | |
| 大正14 | 3,230 | — | 8,088 | 336,430 | 59,901 | 26,176 | — |
| 昭和1 | 4,576 | — | 9,472 | 341,021 | 63,027 | 30,573 | — |
| 昭和2 | 4,334 | — | 10,271 | 360,324 | 57,231 | 32,780 | — |
| 昭和3 | 4,106 | — | 10,791 | 359,363 | 64,659 | 35,109 | — |
| 昭和4 | 4,237 | — | 12,414 | 354,260 | 64,243 | 38,311 | — |
| 昭和5 | — | — | — | — | — | — | — |

100 刑 事 事 件

| 年 代 | 検 査 捜 査 | | | 懲 罰 | | | 第 一 審 終 局 | 第 二 審 終 局 | 第 三 審 終 局 | |
|-----------|---------|--------|---------|-------|-------|-----|-----------|-----------|-----------|-----|
| | 新 受 | 終 局 | | 新 受 | 終 局 | | | | | |
| | | 起 訴 | 不 起 訴 | | 公 判 | 二 審 | | | | 免 訴 |
| 朝鮮 | | | | | | | | | | |
| 大正 14 | 91,222 | 26,861 | 61,633 | 840 | 655 | 167 | 26,922 | 1,638 | 162 | |
| 昭和 1 | 96,196 | 31,124 | 61,983 | 850 | 584 | 174 | 31,399 | 1,556 | 161 | |
| " 2 | 103,901 | 34,102 | 66,358 | 885 | 707 | 168 | 34,166 | 1,448 | 131 | |
| " 3 | 105,686 | 35,326 | 66,839 | 950 | 647 | 171 | 35,326 | 1,567 | 161 | |
| " 4 | 114,983 | 41,769 | 69,229 | 942 | 93 | 168 | 41,917 | 1,762 | 164 | |
| " 5 | 123,022 | 46,915 | 72,616 | 915 | 807 | 166 | 47,071 | 2,134 | 168 | |
| 臺灣 | | | | | | | | | | |
| 大正 14 | 21,616 | 6,509 | 15,078 | 266 | 201 | 26 | 4,130 | 538 | 127 | |
| 昭和 1 | 24,581 | 6,992 | 17,195 | 373 | 327 | 35 | 4,077 | 507 | 113 | |
| " 2 | 24,681 | 6,916 | 16,695 | 353 | 254 | 59 | 4,213 | 532 | 100 | |
| " 3 | 26,339 | 7,873 | 18,844 | 284 | 258 | 45 | 4,242 | 482 | 93 | |
| " 4 | 27,517 | 7,233 | 20,706 | 221 | 207 | 43 | 4,202 | 499 | 74 | |
| " 5 | 27,197 | 5,370 | 21,254 | 207 | 183 | 15 | 2,762 | 356 | 70 | |
| 樺 太 | | | | | | | | | | |
| 大正 14 | 2,081 | 1,160 | 928 | 44 | 42 | 1 | 1,100 | 31 | 6 | |
| 昭和 1 | 3,146 | 1,233 | 1,045 | 61 | 61 | 1 | 1,273 | 27 | 6 | |
| " 2 | 3,663 | 1,274 | 1,416 | 33 | 40 | 1 | 1,322 | 21 | 11 | |
| " 3 | 3,623 | 1,161 | 1,555 | 39 | 34 | 1 | 1,104 | 16 | 8 | |
| " 4 | 3,901 | 1,100 | 1,747 | 56 | 55 | 1 | 1,036 | 21 | 2 | |
| " 5 | 4,018 | 1,198 | 2,367 | 58 | 58 | 1 | 305 | 33 | 1 | |
| 關東州及鐵道附屬地 | | | | | | | | | | |
| 大正 14 | 1,046 | 733 | 250 | 1 | 1 | 1 | 309 | 119 | 7 | |
| 昭和 1 | 1,390 | 840 | 443 | 1 | 1 | 1 | 824 | 135 | 22 | |
| " 2 | 2,607 | 1,501 | 1,033 | 1 | 1 | 1 | 1,541 | 142 | 26 | |
| " 3 | 2,556 | 1,482 | 980 | 1 | 1 | 1 | 1,760 | 189 | 31 | |
| " 4 | 2,530 | 1,385 | 1,013 | 1 | 1 | 1 | 1,366 | 174 | 27 | |
| " 5 | 2,466 | 1,477 | 1,013 | 1 | 1 | 1 | 1,437 | 139 | 41 | |
| 南洋羣島 | | | | | | | | | | |
| 昭和 14 | 190 | 39 | 43 | 1 | 1 | 1 | 94 | 3 | 1 | |
| 大正 1 | 238 | 154 | 129 | 1 | 1 | 1 | 63 | 7 | 1 | |
| " 2 | 267 | 189 | 60 | 1 | 1 | 1 | 187 | 5 | 1 | |
| " 3 | 244 | 161 | 69 | 1 | 1 | 1 | 149 | 7 | 1 | |
| " 4 | 307 | 232 | 61 | 1 | 1 | 1 | 235 | 14 | 1 | |
| " 5 | 313 | 243 | 31 | 1 | 1 | 1 | 247 | 1 | 1 | |
| 内地 | | | | | | | | | | |
| 大正 14 | 358,074 | 92,879 | 189,821 | 3,882 | 3,635 | 106 | 91,709 | 6,415 | 2,126 | |
| 昭和 1 | 367,481 | 92,278 | 201,542 | 3,895 | 3,682 | 85 | 91,859 | 6,402 | 2,165 | |
| " 2 | 371,781 | 91,758 | 206,853 | 3,889 | 3,822 | 115 | 92,655 | 5,903 | 1,874 | |
| " 3 | 355,632 | 85,216 | 202,023 | 4,036 | 3,861 | 108 | 85,000 | 5,755 | 2,095 | |
| " 4 | 392,639 | 96,622 | 221,168 | 4,019 | 3,496 | 96 | 97,588 | 5,176 | 1,584 | |

101 第一審刑法犯刑名別

| 年 代 | 總 數 | 死 刑 | 懲 役 | | 禁 錮 | | 罰 金 | 拘 留 | 科 料 | 科 料 | 管 刑 |
|-----------|---------|-----|-----|--------|-----|--------|-----|--------|-----|--------|-----|
| | | | 無 期 | 有 期 | 無 期 | 有 期 | | | | | |
| 朝鮮 | | | | | | | | | | | |
| 大正 14 | 13,467 | 15 | 23 | 8,336 | 16 | 4,756 | 2 | 319 | 1 | 412 | 1 |
| 昭和 1 | 13,897 | 27 | 16 | 8,770 | 17 | 4,654 | 3 | 565 | 1 | 506 | 1 |
| " 2 | 13,936 | 23 | 24 | 9,068 | 24 | 4,227 | 3 | 506 | 1 | 585 | 1 |
| " 3 | 15,178 | 35 | 17 | 9,681 | 29 | 4,910 | 2 | 585 | 1 | 1,008 | 1 |
| " 4 | 16,784 | 21 | 14 | 10,867 | 19 | 5,276 | 2 | 585 | 1 | 1,008 | 1 |
| " 5 | 18,769 | 15 | 9 | 11,567 | 21 | 6,147 | 2 | 1,008 | 1 | 1,008 | 1 |
| 臺灣 | | | | | | | | | | | |
| 大正 14 | 23,362 | 5 | 2 | 3,404 | 3 | 9,262 | 11 | 10,665 | 1 | 11,216 | 1 |
| 昭和 1 | 23,909 | 4 | 1 | 3,271 | 7 | 9,403 | 8 | 11,981 | 1 | 11,645 | 1 |
| " 2 | 25,247 | 2 | 5 | 3,385 | 4 | 9,862 | 11 | 11,824 | 4 | 11,824 | 1 |
| " 3 | 26,209 | 1 | 2 | 3,432 | 1 | 11,118 | 4 | 11,824 | 1 | 11,824 | 1 |
| " 4 | 27,623 | 1 | 7 | 3,613 | 3 | 12,171 | 11 | 11,824 | 1 | 11,824 | 1 |
| " 5 | | | | | | | | | | | |
| 樺 太 | | | | | | | | | | | |
| 大正 14 | 1,025 | 1 | 1 | 274 | 1 | 666 | 1 | 65 | 1 | 65 | 1 |
| 昭和 1 | 1,055 | 1 | 1 | 259 | 1 | 738 | 1 | 57 | 1 | 57 | 1 |
| " 2 | 1,027 | 1 | 1 | 289 | 1 | 685 | 1 | 52 | 1 | 52 | 1 |
| " 3 | 883 | 1 | 2 | 227 | 1 | 615 | 1 | 41 | 1 | 41 | 1 |
| " 4 | 985 | 1 | 1 | 271 | 1 | 675 | 1 | 39 | 1 | 39 | 1 |
| " 5 | 679 | 1 | 1 | 263 | 1 | 397 | 1 | 12 | 1 | 12 | 1 |
| 關東州及鐵道附屬地 | | | | | | | | | | | |
| 大正 14 | 940 | 8 | 8 | 569 | 1 | 102 | 1 | 65 | 1 | 65 | 186 |
| 昭和 1 | 1,070 | 8 | 5 | 562 | 2 | 178 | 6 | 60 | 2 | 60 | 247 |
| " 2 | 1,716 | 2 | 6 | 687 | 4 | 479 | 2 | 150 | 2 | 150 | 386 |
| " 3 | 1,777 | 7 | 11 | 806 | 6 | 591 | 2 | 16 | 2 | 16 | 338 |
| " 4 | 1,680 | 2 | 6 | 628 | 5 | 272 | 1 | 17 | 1 | 17 | 750 |
| " 5 | 1,646 | 6 | 7 | 603 | 1 | 247 | 1 | 23 | 1 | 23 | 759 |
| 南洋羣島 | | | | | | | | | | | |
| 大正 14 | 125 | 1 | 1 | 88 | 1 | 24 | 1 | 13 | 1 | 13 | 1 |
| 昭和 1 | 89 | 1 | 1 | 61 | 1 | 15 | 1 | 10 | 1 | 10 | 1 |
| " 2 | 456 | 1 | 1 | 71 | 1 | 74 | 1 | 311 | 1 | 311 | 1 |
| " 3 | 371 | 1 | 1 | 47 | 1 | 57 | 5 | 260 | 1 | 260 | 1 |
| " 4 | 568 | 1 | 1 | 82 | 1 | 31 | 1 | 1 | 1 | 1 | 1 |
| " 5 | | | | | | | | | | | |
| 内地 | | | | | | | | | | | |
| 大正 14 | 100,659 | 27 | 48 | 28,115 | 36 | 68,118 | 2 | 4,311 | 1 | 4,311 | 1 |
| 昭和 1 | 103,368 | 25 | 48 | 27,878 | 32 | 71,141 | 3 | 4,241 | 1 | 4,241 | 1 |
| " 2 | 104,810 | 31 | 57 | 29,595 | 37 | 70,347 | 1 | 4,743 | 1 | 4,743 | 1 |
| " 3 | 85,505 | 25 | 42 | 26,745 | 71 | 56,303 | 1 | 3,320 | 1 | 3,320 | 1 |
| " 4 | 93,327 | 21 | 35 | 28,364 | 259 | 62,368 | 1 | 4,230 | 1 | 4,230 | 1 |
| " 5 | | | | | | | | | | | |

備考 樺太ハ略式事件ヲ除ク 關東州及鐵道附屬地ハ特別法犯ヲ含ム

105 入 出

| | 年 | 總 數 | | 受 刑 | | | | |
|------------------|----|--------|--------|--------|--------|--------|-----|-------|
| | | 一年中入 | 一年中出 | 一年中入 | 一 年 中 | | | |
| | | | | | 總 數 | 滿 期 | 死 亡 | 假 出 獄 |
| 朝鮮 | | | | | | | | |
| 大正 | 14 | 28,054 | 28,568 | 12,022 | 11,907 | 8,553 | 118 | 651 |
| 昭和 | 1 | 30,214 | 29,352 | 12,951 | 12,200 | 8,883 | 119 | 503 |
| " " | 2 | 31,326 | 31,545 | 13,177 | 13,598 | 10,513 | 139 | 505 |
| " " | 3 | 35,324 | 34,822 | 14,926 | 14,886 | 11,187 | 129 | 408 |
| " " | 4 | 38,720 | 37,087 | 15,554 | 14,278 | 10,536 | 127 | 359 |
| " " | 5 | 41,246 | 39,911 | 16,714 | 15,350 | 10,359 | 119 | 419 |
| 臺灣 | | | | | | | | |
| 大正 | 14 | 11,280 | 10,872 | 3,699 | 3,443 | 2,991 | 28 | 83 |
| 昭和 | 1 | 11,774 | 11,596 | 3,972 | 3,775 | 3,171 | 16 | 14 |
| " " | 2 | 12,590 | 12,456 | 4,165 | 4,414 | 3,368 | 33 | 15 |
| " " | 3 | 13,431 | 13,777 | 4,354 | 4,484 | 3,717 | 21 | 6 |
| " " | 4 | 14,086 | 13,932 | 4,330 | 4,036 | 3,900 | 13 | 9 |
| " " | 5 | 11,241 | 11,285 | 3,031 | 3,194 | 3,091 | 12 | 12 |
| 樺太 | | | | | | | | |
| 大正 | 14 | 530 | 481 | 371 | 250 | — | — | — |
| 昭和 | 1 | 484 | 497 | 376 | 311 | 246 | — | 1 |
| " " | 2 | 437 | 428 | 356 | 330 | 183 | 2 | 1 |
| " " | 3 | 604 | 630 | 307 | 350 | 225 | 2 | 4 |
| " " | 4 | 694 | 646 | 326 | 312 | 227 | — | 2 |
| " " | 5 | 772 | 739 | 361 | 346 | 248 | — | 1 |
| 關東州及鐵道附屬地 | | | | | | | | |
| 大正 | 14 | 1,657 | 1,583 | 731 | 605 | — | 15 | 5 |
| 昭和 | 1 | 2,001 | 1,896 | 764 | 717 | — | 16 | 7 |
| " " | 2 | 3,817 | 3,809 | 1,757 | 1,776 | — | 19 | 2 |
| " " | 3 | 4,177 | 3,994 | 1,993 | 1,881 | — | 22 | 4 |
| " " | 4 | 3,941 | 4,025 | 1,819 | 1,936 | — | 16 | 5 |
| " " | 5 | 3,789 | 3,811 | 1,783 | 1,786 | 1,371 | 9 | 3 |
| 南洋羣島 | | | | | | | | |
| 大正 | 14 | — | — | — | — | — | — | — |
| 昭和 | 1 | — | — | — | — | — | — | — |
| " " | 2 | — | — | — | — | — | — | — |
| " " | 3 | — | — | — | — | — | — | — |
| " " | 4 | 235 | 213 | 188 | 229 | 163 | 1 | — |
| " " | 5 | 255 | 35 | 219 | 199 | 194 | 2 | 1 |
| 内地 | | | | | | | | |
| 大正 | 14 | 60,152 | 57,176 | 30,177 | 27,375 | 24,726 | 326 | 1,345 |
| 昭和 | 1 | 60,231 | 59,994 | 29,665 | 29,570 | 26,753 | 424 | 1,601 |
| " " | 2 | 64,274 | 66,028 | 31,337 | 32,778 | 29,610 | 412 | 1,411 |
| " " | 3 | 61,404 | 62,404 | 28,959 | 30,356 | 27,188 | 396 | 1,474 |
| " " | 4 | 62,974 | 60,376 | 29,399 | 28,216 | 25,846 | 351 | 1,143 |
| " " | 5 | — | — | — | — | — | — | — |

監 人 員

| 者 | 刑 事 被 告 人 | 勞 役 場 留 置 者 | | 乳 兒 | | | | |
|-----|-----------|-------------|--------|-------|---------|------|-----------|-----|
| | | 一年中入 | 一年中出 | 一年中入 | 監 內 出 生 | 一年中出 | | |
| | | | | | | | 刑 執 行 停 止 | 共 他 |
| 105 | 2,480 | 12,264 | 12,235 | 4,517 | 4,380 | 47 | 4 | 46 |
| 106 | 2,589 | 12,563 | 12,393 | 4,641 | 4,705 | 52 | 7 | 54 |
| 107 | 2,334 | 13,440 | 13,255 | 4,652 | 4,628 | 49 | 8 | 64 |
| 85 | 3,077 | 14,388 | 14,060 | 5,952 | 5,814 | 53 | 5 | 62 |
| 82 | 3,174 | 16,067 | 15,735 | 7,010 | 6,989 | 76 | 13 | 85 |
| 94 | 4,359 | 16,867 | 17,041 | 7,550 | 7,411 | 115 | 11 | 109 |
| 77 | 264 | 6,564 | 6,425 | 1,017 | 1,004 | — | — | — |
| 64 | 508 | 6,780 | 6,781 | 1,022 | 1,040 | — | — | — |
| 62 | 936 | 7,401 | 7,066 | 1,024 | 976 | — | — | — |
| 106 | 634 | 7,683 | 7,887 | 1,394 | 1,406 | — | — | — |
| 95 | 19 | 8,430 | 8,579 | 1,320 | 1,314 | 6 | — | 6 |
| 64 | 15 | 6,677 | 6,659 | 1,527 | 1,426 | 6 | — | 6 |
| — | — | 218 | 221 | 11 | 10 | — | — | — |
| 1 | 63 | 227 | 227 | 14 | 13 | — | — | — |
| — | 144 | 180 | 183 | 11 | 10 | — | — | — |
| 2 | 117 | 284 | 270 | 13 | 16 | — | — | — |
| 2 | 81 | 327 | 308 | 39 | 29 | — | — | — |
| — | 97 | 351 | 356 | 60 | 55 | — | — | — |
| — | — | 899 | 956 | 27 | 22 | — | — | — |
| — | — | 1,176 | 1,119 | 61 | 60 | — | — | — |
| — | — | 1,982 | 1,952 | 78 | 81 | — | — | — |
| — | — | 2,129 | 2,062 | 55 | 51 | — | — | — |
| — | — | 2,042 | 2,042 | 50 | 47 | — | — | — |
| 6 | 399 | 1,953 | 1,969 | 53 | 56 | — | — | — |
| — | — | — | — | — | — | — | — | — |
| — | — | — | — | — | — | — | — | — |
| — | — | — | — | — | — | — | — | — |
| — | — | — | — | — | — | — | — | — |
| — | — | — | — | — | — | — | — | — |
| — | — | — | — | — | — | — | — | — |
| 2 | 65 | 33 | 34 | 14 | 15 | — | — | — |
| — | — | 17 | 17 | 19 | 19 | — | — | — |
| 276 | 702 | 26,403 | 26,342 | 3,534 | 3,432 | 37 | 1 | 27 |
| 305 | 667 | 26,242 | 26,134 | 4,287 | 4,246 | 35 | 2 | 44 |
| 349 | 996 | 27,840 | 28,190 | 5,062 | 5,025 | 33 | 2 | 35 |
| 281 | 1,017 | 27,150 | 26,814 | 5,262 | 5,201 | 31 | 2 | 33 |
| 251 | — | 28,089 | 26,786 | 5,456 | 5,345 | 27 | 3 | 29 |

106 特別會計

| 年度 | 地域 | 總 數 | | 朝鮮 | | 差 |
|-----|------------|---------------------------|-------------|---------------------------|-------------|-------------|
| | | 歳入 | 歳出 | 歳入 | 歳出 | |
| 大 正 | 1 | 130,882,281 16,064,319 | 106,406,981 | 62,126,894 12,350,000 | 51,781,225 | 60,295,858 |
| | 2 | 125,521,110 12,737,091 | 104,833,563 | 63,093,487 10,000,000 | 53,454,484 | 54,217,922 |
| | 3 | 122,967,305 11,556,575 | 108,986,500 | 62,047,660 9,000,000 | 55,099,834 | 53,164,329 |
| | 4 | 115,936,384 10,260,575 | 100,919,253 | 62,722,495 8,000,000 | 56,869,947 | 45,640,519 |
| | 5 | 132,929,524 9,300,575 | 106,309,118 | 68,202,107 7,000,000 | 57,562,710 | 55,765,688 |
| | 6 | 151,826,569 7,330,575 | 104,059,852 | 74,903,396 5,000,000 | 51,171,826 | 65,425,497 |
| | 7 | 196,181,383 5,103,202 | 129,266,003 | 100,111,931 3,000,000 | 64,062,720 | 80,500,732 |
| | 8 | 245,832,316 3,300,000 | 180,649,096 | 125,803,797 | 93,026,893 | 100,165,543 |
| | 9 | 292,239,055 14,020,000 | 237,546,614 | 146,343,637 10,000,000 | 122,221,297 | 120,275,848 |
| | 10 | 319,747,435 20,433,000 | 268,792,009 | 175,134,825 15,000,000 | 148,414,003 | 112,035,565 |
| | 11 | 336,667,337 22,765,996 | 290,118,891 | 169,360,774 15,600,000 | 155,113,754 | 113,420,521 |
| | 12 | 310,443,895 23,803,128 | 271,136,837 | 152,713,491 15,017,128 | 144,768,149 | 111,097,561 |
| | 13 | 299,297,609 22,901,403 | 260,180,986 | 143,006,011 15,021,403 | 134,810,178 | 113,614,797 |
| | 14 | 347,496,191 20,523,914 | 295,289,290 | 184,901,080 15,123,914 | 171,763,081 | 119,559,876 |
| 昭 和 | 1 | 391,839,295 26,138,602 | 317,674,099 | 211,708,893 19,761,259 | 189,470,102 | 131,778,005 |
| | 2 | 429,547,953 23,254,847 | 353,971,173 | 234,243,220 15,425,212 | 210,852,950 | 138,626,830 |
| | 3 | 452,429,477 23,287,777 | 377,879,912 | 238,152,294 15,458,142 | 217,690,320 | 147,523,811 |
| | 4 | 458,333,863 24,573,303 | 402,701,458 | 240,579,267 15,422,303 | 224,740,305 | 150,024,608 |
| | 5 | 407,041,197 22,073,914 | 367,854,344 | 218,210,352 15,473,914 | 208,724,448 | 129,757,760 |
| | 6 (課 算) | 407,542,442 21,373,914 | 407,542,442 | 238,923,617 15,473,914 | 238,923,617 | 115,370,120 |

備考 △印ハ内費ニシテ國庫補充金トス

累 年 比 較

(決算額)

| 年度 | 地域 | 關 東 州 | | 樺 太 | | 南 洋 群 島 | |
|-----|-----|-------------|-------------------------|-------------------------|-------------------------|-------------------------|------------------------|
| | | 歳入 | 歳出 | 歳入 | 歳出 | 歳入 | 歳出 |
| 大 正 | 1 | 47,188,576 | 6,162,770 3,122,500 | 5,359,503 | 2,296,759 591,819 | 2,077,677 | |
| | 2 | 44,731,781 | 5,538,754 2,347,800 | 4,429,252 | 2,670,947 389,291 | 2,278,046 | |
| | 3 | 47,695,935 | 5,490,092 2,333,000 | 4,116,898 | 2,265,224 323,575 | 2,073,933 | |
| | 4 | 38,249,707 | 5,563,458 1,937,000 | 4,118,924 | 2,009,912 323,575 | 1,680,657 | |
| | 5 | 42,686,562 | 6,280,324 2,007,000 | 4,208,003 | 2,681,405 293,575 | 1,851,843 | |
| | 6 | 46,166,559 | 7,725,223 2,007,000 | 4,612,985 | 3,772,453 323,575 | 2,108,483 | |
| | 7 | 55,334,779 | 9,875,959 2,103,202 | 6,895,853 | 5,692,761 | 2,972,651 | |
| | 8 | 72,323,138 | 12,098,707 3,000,000 | 9,557,200 | 7,764,269 300,000 | 5,741,865 | |
| | 9 | 95,334,111 | 14,224,279 3,250,000 | 11,705,722 | 11,395,291 770,000 | 8,285,484 | |
| | 10 | 94,519,635 | 16,803,840 4,000,000 | 13,792,790 | 15,773,205 1,433,000 | 12,065,581 | |
| | 11 | 96,346,516 | 19,343,976 826,036 | 15,217,557 | 28,001,558 1,100,000 | 18,047,589 | 6,540,508 5,239,960 |
| | 12 | 87,738,951 | 19,099,714 4,000,000 | 15,603,903 | 21,452,266 1,876,000 | 19,284,026 | 5,540,863 3,000,000 |
| | 13 | 86,851,847 | 18,717,249 4,000,000 | 15,237,569 | 19,357,520 1,000,000 | 19,279,065 | 4,602,032 2,900,000 |
| | 14 | 87,770,875 | 17,947,722 3,000,000 | 14,036,414 | 18,678,760 600,000 | 18,059,946 | 6,403,753 1,800,000 |
| | 昭 和 | 1 | 91,940,598 | 19,022,042 3,000,000 | 14,580,726 | 22,322,027 1,577,343 | 17,734,009 |
| 2 | | 10,533,285 | 22,201,600 4,000,000 | 16,985,029 | 26,877,316 2,029,635 | 19,983,340 | 7,598,981 1,800,000 |
| 3 | | 109,169,280 | 26,478,120 4,000,000 | 20,854,932 | 32,646,370 2,029,635 | 25,691,270 | 7,628,882 1,800,000 |
| 4 | | 122,295,327 | 27,944,045 4,550,000 | 22,576,468 | 32,339,827 3,100,000 | 28,597,359 | 7,446,116 1,500,000 |
| 5 | | 109,970,881 | 25,161,141 4,000,000 | 19,870,877 | 26,544,532 1,600,000 | 24,629,293 | 7,367,412 1,000,000 |
| 6 | | 115,370,120 | 22,171,316 4,000,000 | 22,171,316 | 26,123,936 1,600,000 | 26,123,936 | 4,953,453 300,000 |

107 地 方 費

| 年 次 | 地 域 | 額 | | 朝 | |
|-----|-------------------------|--------------------------|-------------------------|-------------------------|-----|
| | | 収 入 | 支 出 | 収 入 | 支 出 |
| 大 正 | 年度 1 | 11,929,858 2,878,700 | 9,836,278 | 2,789,921 1,068,196 | |
| | 2 | 12,111,329 2,974,622 | 9,910,769 | 2,697,556 1,184,118 | |
| | 3 | 13,338,592 3,494,038 | 11,898,423 | 2,930,672 1,273,534 | |
| | 4 | 16,302,220 4,624,699 | 13,071,423 | 3,367,161 1,414,195 | |
| | 5 | 18,819,561 4,630,449 | 14,683,399 | 3,351,457 1,369,933 | |
| | 6 | 23,714,815 4,994,030 | 17,268,630 | 4,972,889 1,462,406 | |
| | 7 | 33,268,704 7,518,204 | 23,753,228 | 6,606,728 2,106,500 | |
| | 8 | 40,831,144 10,675,119 | 28,819,690 | 10,021,776 3,268,374 | |
| | 9 | 78,110,161 13,587,670 | 47,337,353 | 16,701,923 4,371,744 | |
| | 10 | 44,364,022 4,831,155 | 34,492,148 | 18,083,653 3,586,126 | |
| | 11 | 47,133,730 5,168,430 | 37,133,414 | 21,051,047 3,988,828 | |
| | 12 | 45,208,405 5,008,394 | 37,135,974 | 21,381,083 3,319,811 | |
| 13 | 44,089,645 4,629,744 | 36,486,516 | 21,683,946 3,321,625 | | |
| 14 | 52,062,915 7,033,438 | 41,633,236 | 26,316,143 5,928,267 | | |
| 昭 和 | 1 | 53,733,437 7,295,840 | 43,587,626 | 27,344,712 5,905,284 | |
| | 2 | 62,585,242 9,655,100 | 52,334,872 | 33,879,707 6,867,271 | |
| | 3 | 63,067,064 8,566,960 | 51,951,709 | 34,524,705 6,833,697 | |
| | 4 | 56,094,361 10,080,768 | 56,094,361 | 37,049,606 8,719,426 | |
| | 5 | 56,405,705 9,834,021 | 56,405,705 | 32,560,453 7,353,692 | |
| | 6 (決算) | 97,875,523 9,971,686 | 83,117,820 | 54,111,155 7,593,223 | |

備 考

1. △印ハ國庫補助金トス
2. 朝鮮ノ昭和五年度ハ豫算ヲ示ス

累 年 比 較 (決算額)

| 支 出 | 入 入 | 支 出 | 東 州 | |
|------------|-------------------------|------------|-------------------------|--------------|
| | | | 収 入 | 支 出 |
| 2,338,128 | 7,911,274 1,590,504 | 6,348,079 | 1,228,643 200,000 | 1,120,051 |
| 2,396,074 | 8,177,800 1,590,504 | 6,487,639 | 1,235,973 200,000 | 1,027,056 |
| 2,510,294 | 8,934,516 2,020,504 | 8,318,212 | 1,473,314 200,000 | 1,069,917 |
| 2,937,467 | 9,222,514 3,023,504 | 8,419,226 | 3,712,545 190,000 | 1,812,730 |
| 2,940,984 | 10,054,561 3,270,516 | 8,587,519 | 5,413,543 | 3,152,846 |
| 4,429,400 | 12,071,227 3,531,644 | 8,397,268 | 8,670,699 | 4,461,962 |
| 5,611,666 | 16,023,021 5,441,704 | 12,227,794 | 20,638,955 | 5,913,768 |
| 8,137,385 | 21,963,339 7,406,745 | 1,5864,810 | 8,897,029 | 4,817,495 |
| 14,649,693 | 40,726,623 9,215,926 | 25,791,430 | 20,681,515 | 6,896,230 |
| 15,076,242 | 17,403,999 1,275,029 | 14,605,592 | 8,379,370 | 4,760,314 |
| 17,794,596 | 17,089,325 1,179,602 | 14,241,117 | 8,993,358 | 5,097,701 |
| 18,845,745 | 15,237,653 1,688,583 | 13,421,418 | 8,589,669 | 4,868,811 |
| 19,087,418 | 14,544,421 1,309,119 | 12,598,367 | 8,661,279 | 4,800,731 |
| 23,213,968 | 16,534,371 1,122,171 | 13,280,923 | 9,212,401 | 5,138,345 |
| 24,545,116 | 16,585,202 1,390,556 | 13,603,492 | 9,803,523 | 5,439,018 |
| 31,162,607 | 17,717,076 1,787,829 | 14,436,798 | 10,987,459 1,000,000 | 6,735,467 |
| 31,124,861 | 18,496,493 1,763,263 | 14,675,376 | 10,045,866 | 6,151,472 |
| 33,578,827 | 20,233,662 2,242,673 | 16,640,824 | 9,530,472 | 5,978,778 |
| 32,560,453 | 17,743,548 2,540,329 | 17,743,548 | (豫)6,101,704 | (豫)6,101,704 |
| 54,111,155 | 35,006,665 2,378,463 | 35,036,665 | 8,757,705 | 5,853,194 |

108 國稅收入累年比

| 年次 | 区分 | 朝鮮 | | 臺灣 | | 關東州 | |
|----|----|------------|-------|------------|-------|-----------|-------|
| | | 國稅 | 一人當擔 | 國稅 | 一人當擔 | 國稅 | 一人當擔 |
| 大正 | 1 | 13,361,916 | 0.901 | 13,493,648 | 4.023 | 182,451 | 0.364 |
| | 2 | 13,903,622 | 0.900 | 11,377,946 | 3.329 | 234,104 | 0.453 |
| | 3 | 16,685,250 | 1.048 | 11,175,087 | 3.172 | 278,354 | 0.533 |
| | 4 | 17,494,006 | 1.075 | 7,927,517 | 2.221 | 276,072 | 0.510 |
| | 5 | 18,876,156 | 1.134 | 9,430,860 | 2.623 | 313,358 | 0.565 |
| | 6 | 22,679,456 | 1.337 | 9,969,403 | 2.728 | 339,287 | 0.605 |
| | 7 | 29,184,773 | 1.711 | 11,346,138 | 3.032 | 319,012 | 0.547 |
| | 8 | 38,518,944 | 2.249 | 21,421,302 | 5.879 | 381,950 | 0.500 |
| | 9 | 34,901,398 | 2.018 | 24,301,667 | 6.466 | 1,012,609 | 1.187 |
| | 10 | 36,903,221 | 2.113 | 21,238,917 | 5.662 | 2,554,967 | 3.869 |
| | 11 | 42,524,806 | 2.412 | 19,017,480 | 4.976 | 3,512,603 | 5.012 |
| | 12 | 33,974,146 | 1.903 | 17,672,947 | 4.541 | 3,679,632 | 3.897 |
| | 13 | 37,401,024 | 2.074 | 17,596,963 | 4.447 | 3,577,995 | 3.659 |
| | 14 | 38,629,221 | 2.036 | 18,384,163 | 4.546 | 3,587,277 | 3.476 |
| 昭和 | 1 | 41,947,333 | 2.195 | 21,911,518 | 5.273 | 3,689,399 | 3.484 |
| | 2 | 43,363,097 | 2.265 | 18,559,852 | 4.367 | 3,703,069 | 4.596 |
| | 3 | 44,633,002 | 2.318 | 20,794,126 | 4.778 | 4,561,469 | 5.448 |
| | 4 | 45,987,938 | 2.384 | 21,559,128 | 4.890 | 4,568,213 | 5.169 |
| | 5 | 43,478,712 | 2.140 | 19,043,568 | 4.072 | 4,427,824 | — |

備考 1. 臺灣一人當負擔ハ臺地ニ在ル遊人ヲ除キ算出ス
2. 南洋群島一人當負擔額ハ出港税及鐵區税ヲ除キ算出セリ
3. 樺太ノ昭和二年以前ハ管油税ヲ含ム

109 地方稅收入累年比較 (單位圓) (決算額)

| 年次 | 地域 | 朝鮮 | 臺灣 | 樺太 | 關東州 |
|----|----|------------|-----------------|-----------|-----------|
| | | 金額 | 金額 | 金額 | 金額 |
| 大正 | 8 | 11,522,428 | — | — | 563,020 |
| | 9 | 26,338,309 | 5,288,303 | — | 1,386,532 |
| | 10 | 29,433,400 | 17,759,593 | — | 1,561,834 |
| | 11 | 33,563,332 | 17,104,028 | — | 1,827,639 |
| | 12 | 34,488,998 | 15,248,980 | — | 1,848,194 |
| 昭和 | 1 | 34,756,397 | 16,380,947 | — | 1,863,157 |
| | 2 | 37,806,823 | 17,928,668 | — | 1,945,528 |
| | 3 | 38,571,149 | 18,659,565 | 2,084,869 | 1,928,423 |
| | 4 | 39,883,324 | 19,642,820 | 2,407,336 | 2,008,633 |
| | 5 | 40,169,811 | (豫算) 18,809,135 | 2,368,382 | 1,974,254 |

備考 朝鮮ハ全部豫算額ヲ掲グ

較竝一人當負擔額 (決算額)

| 年次 | 樺太 | | 南洋群島 | | 内地 | |
|----|----|-----------|--------|---------|-------------|--------|
| | 國稅 | 一人當負擔 | 國稅 | 一人當負擔 | 國稅 | 一人當負擔 |
| 大正 | 1 | — | — | — | 360,969,919 | 5.641 |
| | 2 | 73,047 | — | — | 369,479,681 | 5.580 |
| | 3 | 81,592 | 1.426 | — | 343,708,416 | 5.578 |
| | 4 | 77,901 | 1.284 | — | 312,744,841 | 5.149 |
| | 5 | 128,306 | 1.936 | — | 348,672,840 | 5.653 |
| | 6 | 290,097 | 3.921 | — | 430,604,093 | 6.866 |
| | 7 | 400,344 | 5.017 | — | 519,292,860 | 9.572 |
| | 8 | 625,147 | 7.368 | — | 672,385,888 | 13.425 |
| | 9 | 1,041,361 | 11.426 | — | 696,257,239 | 11.655 |
| | 10 | 1,120,904 | 10.816 | — | 785,851,739 | 12.235 |
| | 11 | 1,055,507 | 8.778 | 149,775 | 896,403,839 | 12.572 |
| | 12 | 1,423,262 | 10.920 | 64,826 | 787,203,054 | 12.061 |
| | 13 | 1,570,072 | 10.294 | 80,383 | 887,237,692 | 12.938 |
| | 14 | 1,844,063 | 9.520 | 119,713 | 894,808,857 | 13.245 |
| 昭和 | 1 | 2,240,725 | 9.651 | 126,178 | 886,999,191 | 12.323 |
| | 2 | 2,576,458 | 11.435 | 94,966 | 898,673,117 | 12.247 |
| | 3 | 1,878,866 | 7.529 | 115,321 | 915,909,581 | 12.261 |
| | 4 | 2,344,264 | 8.995 | 188,134 | 893,505,241 | — |
| | 5 | 2,387,786 | 9.162 | 126,127 | — | — |

100 種目別專賣收入金額 (昭和五年底)

| 種目 | 地域 | 朝鮮 | | 臺灣 | | 關東州 | |
|----|----|------------|----|------------|-----|-----------|-----|
| | | 金額 | 歩合 | 金額 | 歩合 | 金額 | 歩合 |
| 煙草 | | 32,763,787 | 89 | 15,713,906 | 37 | — | — |
| 鹽 | | 3,164,087 | 4 | 2,334,121 | 6 | — | — |
| 阿片 | | 198,270 | — | 4,287,258 | 10 | 2,028,432 | 100 |
| 人蔘 | | 2,449,463 | — | — | — | — | — |
| 樟腦 | | — | 6 | 6,002,534 | 14 | — | — |
| 酒類 | | — | — | 13,797,606 | 33 | — | — |
| 計 | | 38,575,607 | — | 42,135,425 | 100 | 2,028,432 | — |

備考 朝鮮ノ阿片中ニハモルヒネ專賣ヲ包含ス

III 種類別國

| | 年 | 地 租 | | 所 得 税 | | 營 業 收 益 税 | | 資 本 利 子 税 | |
|-------------------|---|---------|------------|--------|-------------|-----------|------------|-----------|------------|
| | | 納税人員 | 金 額 | 納税人員 | 金 額 | 納税人員 | 金 額 | 納税人員 | 金 額 |
| 朝 鮮 | 2 | - | 15,435,756 | - | 1,212,142 | - | 1,252,729 | - | 254,830 |
| 昭 和 | 3 | - | 14,570,929 | - | 1,340,975 | - | 1,384,676 | - | 272,284 |
| 昭 和 | 4 | - | 14,819,584 | - | 1,199,588 | - | 1,516,967 | - | 265,623 |
| 昭 和 | 5 | - | 15,617,023 | - | 1,135,199 | - | 1,591,627 | - | 314,882 |
| 臺 灣 | 2 | 710,747 | 5,568,591 | 24,085 | 2,992,860 | - | - | - | - |
| 昭 和 | 3 | 717,934 | 5,596,915 | 23,588 | 2,551,258 | - | - | - | - |
| 昭 和 | 4 | 724,796 | 5,614,980 | 22,917 | 2,950,027 | - | - | - | - |
| 昭 和 | 5 | 732,456 | 5,608,187 | 25,071 | 3,056,542 | - | - | - | - |
| 樺 太 | 2 | 7,767 | 8,664 | 20,386 | 834,455 | 11,423 | 453,309 | - | - |
| 昭 和 | 3 | 8,109 | 8,879 | 17,423 | 407,360 | 8,563 | 255,973 | - | - |
| 昭 和 | 4 | 8,888 | 9,235 | 18,136 | 649,376 | 8,647 | 362,902 | - | - |
| 昭 和 | 5 | 9,564 | 9,521 | 17,100 | 806,200 | 8,542 | 642,536 | - | - |
| 關 東 州 及 鐵 道 附 屬 地 | 2 | 42,531 | 216,909 | 486 | 1,999,138 | - | - | - | - |
| 昭 和 | 3 | 42,790 | 216,474 | 512 | 2,661,581 | - | - | - | - |
| 昭 和 | 4 | 42,654 | 216,682 | 619 | 2,492,744 | - | - | - | - |
| 昭 和 | 5 | 42,660 | 216,441 | 401 | 2,604,750 | - | - | - | - |
| 南 洋 群 島 | 2 | - | - | - | - | - | - | - | - |
| 昭 和 | 3 | - | - | - | - | - | - | - | - |
| 昭 和 | 4 | - | - | - | - | - | - | - | - |
| 昭 和 | 5 | - | - | - | - | - | - | - | - |
| 計 | 2 | - | 21,229,920 | - | 7,038,596 | - | 1,706,038 | - | 254,830 |
| 昭 和 | 3 | - | 20,393,197 | - | 6,961,174 | - | 1,640,649 | - | 272,284 |
| 昭 和 | 4 | - | 20,650,481 | - | 7,291,735 | - | 1,879,859 | - | 265,623 |
| 昭 和 | 5 | - | 21,451,172 | - | 7,602,691 | - | 2,234,163 | - | 314,882 |
| 內 地 | 2 | - | 67,576,505 | - | 215,070,034 | - | 48,049,946 | - | 15,426,717 |
| 昭 和 | 3 | - | 67,821,482 | - | 206,741,542 | - | 57,870,949 | - | 16,204,288 |
| 昭 和 | 4 | - | 67,484,884 | - | 199,851,510 | - | 56,048,737 | - | 16,157,939 |
| 昭 和 | 5 | - | - | - | - | - | - | - | - |

備 考 樺太ノ納税人員ハ延人員ヲ、昭和五年税額ハ測定済額ヲ指ス

税 納 付 金 額

| 相 續 税 | | 礦 業 税 | | 漁 業 税 | | 人 頭 税 | | 酒 税 | |
|-------|------------|-------|-----------|-------|---------|--------|--------|-------|-------------|
| 納税人員 | 金 額 | 納税人員 | 金 額 | 納税人員 | 金 額 | 納税人員 | 金 額 | 納税人員 | 金 額 |
| - | - | - | 522,405 | - | - | - | - | - | 11,223,365 |
| - | - | - | 587,635 | - | - | - | - | - | 12,860,117 |
| - | - | - | 619,434 | - | - | - | - | - | 13,229,789 |
| - | - | - | 603,477 | - | - | - | - | - | 12,322,234 |
| - | - | 813 | 228,237 | - | - | - | - | 91 | 3,041,462 |
| - | - | 807 | 199,639 | - | - | - | - | 118 | 4,173,321 |
| - | - | 732 | 187,807 | - | - | - | - | 110 | 4,558,985 |
| - | - | 771 | 179,001 | - | - | - | - | 108 | 4,354,940 |
| - | - | 108 | 100,797 | 686 | 203,855 | - | - | 194 | 857,279 |
| - | - | 116 | 123,663 | 672 | 209,586 | - | - | 193 | 871,943 |
| - | - | 137 | 170,257 | 677 | 171,862 | - | - | 205 | 980,171 |
| - | - | 183 | 158,559 | 654 | 153,738 | - | - | 192 | 853,161 |
| - | - | - | - | - | - | - | - | - | - |
| - | - | - | - | - | - | - | - | 3,109 | 376,593 |
| - | - | - | - | - | - | - | - | 2,929 | 404,314 |
| - | - | - | - | - | - | - | - | 4,839 | 440,885 |
| - | - | - | - | - | - | - | - | 4,977 | 396,265 |
| - | - | 1 | 76 | - | - | 12,262 | 76,006 | - | - |
| - | - | 1 | 76 | - | - | 12,619 | 79,057 | - | - |
| - | - | - | - | - | - | 12,370 | 93,273 | - | - |
| - | - | - | - | - | - | 18,845 | 87,874 | - | - |
| - | - | - | 851,515 | 686 | 203,855 | 12,262 | 76,006 | - | 15,498,699 |
| - | - | - | 911,013 | 672 | 209,586 | 12,619 | 79,057 | - | 18,309,695 |
| - | - | - | 977,498 | 677 | 171,862 | 12,370 | 93,273 | - | 19,209,830 |
| - | - | - | 941,037 | 654 | 153,738 | 18,845 | 87,874 | - | 17,926,600 |
| - | 21,080,970 | - | 5,560,033 | - | - | - | - | - | 242,037,185 |
| - | 29,224,287 | - | 5,591,442 | - | - | - | - | - | 235,749,951 |
| - | 29,721,438 | - | 5,417,747 | - | - | - | - | - | 242,562,674 |



III 種類別國

| | 清涼飲料稅 | | 砂糖消費稅 | | 織物消費稅 | | 取引所稅 | |
|------|-------|-----------|-------|------------|-------|------------|-------|------------|
| | 納稅人員 | 金額 | 納稅人員 | 金額 | 納稅人員 | 金額 | 納稅人員 | 金額 |
| 朝鮮 | | | | | | | | |
| 昭和 2 | | | | 2,726,240 | | | | 179,370 |
| " 3 | | | | 2,592,894 | | | | 194,274 |
| " 4 | | | | 3,095,767 | | | | 175,214 |
| " 5 | | | | 3,181,858 | | | | 147,637 |
| 臺灣 | | | | | | | | |
| 昭和 2 | | | 2,554 | 2,389,592 | 1,071 | 61,913 | | |
| " 3 | | | 2,367 | 2,815,087 | 1,003 | 55,639 | | |
| " 4 | | | 3,249 | 2,990,665 | 848 | 49,699 | | |
| " 5 | | | 3,014 | 2,854,978 | 853 | 30,010 | | |
| 樺太 | | | | | | | | |
| 昭和 2 | | | | | | | | |
| " 3 | | | | | | | | |
| " 4 | | | | | | | | |
| " 5 | | | | | 1 | 51 | | |
| 關東州 | | | | | | | | |
| 昭和 2 | | | | | | | 188 | 98,771 |
| " 3 | | | | | | | 164 | 93,805 |
| " 4 | | | | | | | 1,920 | 128,786 |
| " 5 | | | | | | | 1,748 | 96,487 |
| 南洋羣島 | | | | | | | | |
| 昭和 2 | | | | | | | | |
| " 3 | | | | | | | | |
| " 4 | | | | | | | | |
| " 5 | | | | | | | | |
| 計 | | | | | | | | |
| 昭和 2 | | | | 5,115,832 | 1,071 | 61,913 | | 278,141 |
| " 3 | | | | 5,407,981 | 1,003 | 55,639 | | 288,079 |
| " 4 | | | | 6,086,432 | 848 | 49,699 | | 304,000 |
| " 5 | | | | 6,036,836 | 853 | 30,010 | | 244,124 |
| 内地 | | | | | | | | |
| 昭和 2 | | 4,126,812 | | 79,285,587 | | 37,491,752 | | 11,670,987 |
| " 3 | | 4,224,091 | | 83,216,198 | | 40,266,857 | | 10,609,912 |
| " 4 | | 4,427,745 | | 82,244,209 | | 36,791,524 | | 8,647,866 |
| " 5 | | | | | | | | |

稅納付金額 (續)

| 銀行券發行稅 | | 煙草稅 | | 製茶稅 | | 鹽稅 | | 出港稅 | |
|--------|-----------|------|-----------|---------|---------|-------|---------|---------|-----------|
| 納稅人員 | 金額 | 納稅人員 | 金額 | 納稅人員 | 金額 | 納稅人員 | 金額 | 納稅人員 | 金額 |
| | 138,052 | | 393,945 | | | | | | 21,801 |
| | | | 354,640 | | | | | | 20,993 |
| | 5,792 | | 254,116 | | | | | | 34,444 |
| | | | 123 | | | | | | 54,307 |
| 2 | 310,243 | | | 1,540 | 400,626 | | | | |
| 2 | 465,981 | | | 1,172 | 346,281 | | | | |
| 2 | 363,076 | | | 1,559 | 334,547 | | | | |
| 5 | 97,121 | | | 97 | 6,875 | | | | |
| | | | | | | | | 2 | 117,866 |
| | | | | | | | | 2 | 1,461 |
| | | | | | | | | 1 | 459 |
| | | | | | | | | 1 | 314 |
| | | | | | | | | | |
| | | | 5,875 | 710,640 | | | 6,004 | 301,016 | |
| | | | 4,629 | 853,527 | | | 8,442 | 331,768 | |
| | | | 6,511 | 903,960 | | | 8,007 | 385,157 | |
| | | | 5,243 | 714,950 | | | 7,245 | 398,935 | |
| | | | | | | | | | |
| | | | | | | | | 38 | 1,017,042 |
| | | | | | | | | 39 | 1,007,139 |
| | | | | | | | | 48 | 891,925 |
| | | | | | | | | 60 | 1,761,691 |
| 2 | 448,295 | | 1,104,585 | 1,540 | 400,626 | 6,004 | 301,016 | | 1,156,709 |
| 2 | 465,981 | | 1,208,167 | 1,172 | 346,281 | 8,442 | 331,768 | | 1,029,593 |
| 2 | 368,868 | | 1,158,076 | 1,559 | 334,547 | 8,007 | 385,157 | | 926,828 |
| 5 | 97,121 | | 715,073 | 97 | 6,875 | 7,245 | 398,935 | | 1,816,312 |
| | 8,764,303 | | | | | | | | |
| | 5,649,970 | | | | | | | | |
| | 5,615,217 | | | | | | | | |

111 種類別國稅納付金額 續

| | 酒 稅 | | 煙 稅 | | 總 計 | |
|---------|--------|-------------|-------|-----------|---------|-------------|
| | 納税人員 | 金 額 | 納税人員 | 金 額 | 納税人員 | 金 額 |
| 朝鮮 | | | | | | |
| 昭和 2 | — | 9,948,669 | — | 43,788 | — | 43,363.002 |
| " 3 | — | 10,420,333 | — | 33,252 | — | 44,633.002 |
| " 4 | — | 10,716,653 | — | 54,967 | — | 45,987.938 |
| " 5 | — | 8,466,029 | — | 44,316 | — | 43,478.712 |
| 臺灣 | | | | | | |
| 昭和 2 | 20,239 | 3,490,566 | 1,575 | 75,763 | 761,599 | 18,559.853 |
| " 3 | 18,961 | 4,516,895 | 1,065 | 73,111 | 767,017 | 20,794.127 |
| " 4 | 21,856 | 4,443,380 | 1,539 | 65,963 | 778,776 | 21,559.130 |
| " 5 | 32,614 | 2,787,913 | 1,370 | 67,995 | 786,359 | 19,043.568 |
| 津 太 | | | | | | |
| 昭和 2 | — | — | — | — | 40,570 | 2,576.225 |
| " 3 | — | — | — | — | 35,078 | 1,878.865 |
| " 4 | — | — | — | — | 36,691 | 2,344.264 |
| " 5 | — | — | — | — | 36,237 | 2,624.080 |
| 關 東 州 | | | | | | |
| 昭和 2 | — | — | — | — | 58,193 | 3,703.069 |
| " 3 | — | — | — | — | 59,464 | 4,561.469 |
| " 4 | — | — | — | — | 64,750 | 4,568.214 |
| " 5 | — | — | — | — | 62,274 | 4,427.824 |
| 南 洋 群 島 | | | | | | |
| 昭和 2 | 276 | 21,040 | — | — | 12,577 | 1,114.164 |
| " 3 | 527 | 36,530 | — | — | 13,186 | 1,122.802 |
| " 4 | 753 | 80,379 | — | — | 13,171 | 1,065.577 |
| " 5 | 589 | 24,288 | — | — | 19,494 | 1,873.853 |
| 計 | | | | | | |
| 昭和 2 | — | 13,460,275 | — | 119,551 | — | 69,316.403 |
| " 3 | — | 14,973,758 | — | 106,363 | — | 72,990.265 |
| " 4 | — | 15,240,412 | — | 120,930 | — | 75,525.123 |
| " 5 | — | 11,278,230 | — | 112,311 | — | 71,448.037 |
| 内 地 | | | | | | |
| 昭和 2 | — | 140,600,585 | — | 1,529,421 | — | 898,673.117 |
| " 3 | — | 150,944,017 | — | 1,599,582 | — | 915,909.581 |
| " 4 | — | 136,096,940 | — | 2,354,106 | — | 893,505.241 |
| " 5 | — | — | — | — | — | — |

112 國債及借入

| 年次 | 地 域 | 總 數 | | | 朝 鮮 | | | 臺 灣 | |
|----|-----|-------------|------------|-------------|-------------|------------|-------------|-------------|-----------|
| | | 國 債 | 借 入 金 | 計 | 國 債 | 借 入 金 | 計 | 國 債 | 借 入 金 |
| 大正 | 1 | 32,604,016 | 50,225,340 | 82,829,356 | 1,052,650 | 44,758,597 | 46,011,247 | 31,551,366 | 5,266,743 |
| " | 2 | 61,104,016 | 31,883,593 | 92,987,609 | 31,052,650 | 25,463,920 | 56,516,570 | 30,051,366 | 6,419,673 |
| " | 3 | 59,604,016 | 39,871,901 | 99,475,917 | 31,052,650 | 31,604,791 | 62,657,441 | 28,551,366 | 8,267,110 |
| " | 4 | 58,804,016 | 44,284,397 | 103,088,413 | 31,052,650 | 38,050,130 | 69,102,780 | 27,751,366 | 6,234,267 |
| " | 5 | 58,004,016 | 53,654,341 | 111,658,357 | 31,052,650 | 47,635,130 | 78,687,780 | 26,951,366 | 6,019,211 |
| " | 6 | 73,004,016 | 49,985,130 | 122,989,146 | 46,052,650 | 45,635,130 | 91,687,780 | 26,951,366 | 4,350,000 |
| " | 7 | 91,442,291 | 49,590,830 | 141,033,121 | 59,287,825 | 45,635,130 | 104,922,955 | 30,951,366 | 3,955,700 |
| " | 8 | 110,243,241 | 48,014,086 | 158,257,327 | 73,722,975 | 45,635,130 | 119,358,105 | 34,143,656 | 2,378,956 |
| " | 9 | 158,751,386 | 34,967,810 | 193,719,196 | 109,899,720 | 32,671,210 | 142,570,930 | 43,351,366 | 1,000,000 |
| " | 10 | 220,953,099 | 34,367,810 | 255,320,909 | 152,654,896 | 32,671,210 | 185,326,106 | 60,072,703 | — |
| " | 11 | 282,682,434 | 34,367,810 | 317,050,244 | 189,694,317 | 32,671,210 | 222,365,527 | 79,343,338 | — |
| " | 12 | 292,375,887 | 62,934,113 | 355,310,000 | 194,433,553 | 52,671,210 | 247,104,763 | 80,592,112 | 7,000,000 |
| " | 13 | 337,051,758 | 41,615,686 | 378,667,444 | 225,696,682 | 34,471,210 | 260,167,892 | 88,317,948 | 3,200,000 |
| " | 14 | 355,105,518 | 39,611,483 | 394,717,001 | 240,389,838 | 34,471,210 | 274,861,048 | 91,097,026 | 3,200,000 |
| 昭和 | 1 | 361,255,237 | 63,025,403 | 424,280,640 | 242,434,017 | 56,185,130 | 298,619,147 | 94,097,026 | 3,200,000 |
| " | 2 | 400,933,606 | 63,025,403 | 463,959,009 | 269,780,987 | 56,185,130 | 325,966,117 | 103,428,425 | 3,200,000 |
| " | 3 | 436,262,392 | 63,028,965 | 499,291,357 | 297,072,506 | 56,185,130 | 353,257,636 | 108,474,958 | 3,200,000 |
| " | 4 | 465,465,728 | 65,528,965 | 530,994,693 | 318,451,105 | 58,685,130 | 377,136,235 | 113,662,663 | 3,200,000 |
| " | 5 | 477,379,476 | 65,348,965 | 542,728,441 | 329,665,364 | 58,505,130 | 388,170,494 | 114,205,384 | 3,200,000 |

金 累 年 比 較

(各年度末未償還額)
單位：圓

| 總 計 | 樺 太 | | | 關 東 州 | | | 南 洋 羣 島 | | |
|-------------|------------|-----------|------------|-----------|---------|-----------|---------|-------|--------|
| | 國 債 | 借 入 金 | 計 | 國 債 | 借 入 金 | 計 | 國 債 | 借 入 金 | 計 |
| 36,818,109 | — | — | — | — | — | — | — | — | — |
| 36,471,039 | — | — | — | — | — | — | — | — | — |
| 36,818,476 | — | — | — | — | — | — | — | — | — |
| 33,985,633 | — | — | — | — | — | — | — | — | — |
| 32,970,577 | — | — | — | — | — | — | — | — | — |
| 31,301,366 | — | — | — | — | — | — | — | — | — |
| 34,907,066 | 1,203,100 | — | 1,203,100 | — | — | — | — | — | — |
| 36,522,622 | 2,376,600 | — | 2,376,600 | — | — | — | — | — | — |
| 44,351,366 | 5,500,300 | 1,296,600 | 6,796,900 | — | — | — | — | — | — |
| 60,072,703 | 8,225,500 | 1,696,600 | 9,922,100 | — | — | — | — | — | — |
| 79,343,338 | 12,577,100 | 1,696,600 | 14,273,700 | 1,097,679 | — | 1,067,679 | — | — | — |
| 87,592,112 | 16,173,393 | 3,262,903 | 19,436,296 | 1,176,829 | — | 1,176,829 | — | — | — |
| 91,517,948 | 21,860,299 | 3,679,121 | 25,539,420 | 1,176,829 | 265,355 | 1,442,184 | — | — | — |
| 94,297,026 | 21,860,299 | 1,674,918 | 23,535,217 | 1,681,205 | 265,355 | 1,946,560 | 77,150 | — | 77,150 |
| 97,297,026 | 22,965,839 | 3,374,918 | 26,340,757 | 2,681,205 | 265,355 | 1,946,560 | 77,150 | — | 77,150 |
| 106,628,425 | 24,965,839 | 3,374,918 | 28,340,757 | 2,681,205 | 265,355 | 2,946,560 | 77,150 | — | 77,150 |
| 111,674,958 | 26,956,573 | 3,378,480 | 30,335,053 | 3,681,205 | 265,355 | 3,946,560 | 77,150 | — | 77,150 |
| 116,862,563 | 29,088,447 | 3,378,480 | 32,466,927 | 4,186,363 | 265,355 | 4,451,718 | 77,150 | — | 77,150 |
| 117,405,384 | 28,870,723 | 3,378,480 | 32,249,203 | 4,561,750 | 265,355 | 4,827,105 | 76,255 | — | 76,255 |

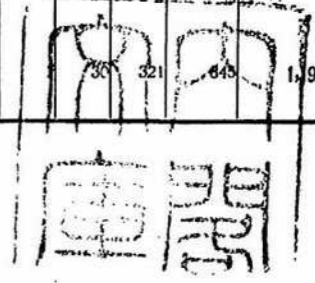
113 職 員 數

| 年 別 | 地 域 別 階 級 | 總 數 | 朝 鮮 | | | | 臺 灣 | | | | | |
|-----|--------------|---------|-----|-------|--------|--------|--------|-----|-----|--------|--------|--------|
| | | | 勅 任 | 奏 任 | 判 任 | 其 他 | 計 | 勅 任 | 奏 任 | 判 任 | 其 他 | 計 |
| 大 正 | 年 末 8 | 68,327 | 80 | 1,041 | 24,081 | 8,032 | 33,234 | 19 | 442 | 15,408 | 14,103 | 29,972 |
| | 9 | 72,196 | 83 | 1,049 | 26,755 | 8,198 | 36,085 | 24 | 516 | 15,030 | 14,847 | 30,417 |
| | 10 | 80,992 | 100 | 1,203 | 28,601 | 9,396 | 39,300 | 24 | 552 | 15,149 | 16,214 | 31,569 |
| | 11 | 95,068 | 88 | 1,311 | 29,227 | 21,781 | 52,407 | 26 | 578 | 15,799 | 17,013 | 33,416 |
| | 12 | 102,624 | 90 | 1,323 | 30,002 | 22,072 | 53,487 | 27 | 615 | 17,083 | 20,300 | 38,025 |
| | 13 | 96,177 | 76 | 1,225 | 27,271 | 20,757 | 49,329 | 23 | 555 | 16,203 | 19,593 | 36,374 |
| | 14 | 105,849 | 85 | 1,146 | 27,963 | 29,126 | 58,320 | 28 | 598 | 16,436 | 19,360 | 36,422 |
| 昭 和 | 1 | 114,414 | 98 | 1,232 | 27,887 | 35,020 | 64,237 | 29 | 641 | 16,630 | 20,727 | 38,027 |
| | 2 | 113,062 | 100 | 1,291 | 28,716 | 36,737 | 66,844 | 32 | 722 | 16,993 | 15,649 | 33,396 |
| | 3 | 116,023 | 99 | 1,361 | 29,387 | 36,873 | 67,720 | 36 | 750 | 17,486 | 16,090 | 34,362 |
| | 4 | 119,739 | 103 | 1,360 | 29,789 | 38,392 | 69,644 | 35 | 799 | 17,771 | 17,237 | 35,842 |
| | 5 | 123,774 | 103 | 1,400 | 30,217 | 37,581 | 71,301 | 41 | 857 | 18,634 | 17,711 | 37,243 |

備 考 1. 待選者ヲ含ミ其ノ他ハ吏員囑託及雇傭人ノ合計ヲ示ス
 2. 朝鮮ノ其ノ他欄中大正十年以前ハ雇傭人ヲ含マズ
 3. 樺太ハ雇傭人ヲ含マズ

累 年 比 較

| 年 別 | 關 東 州 | | | | | 樺 太 | | | | | 南 洋 群 島 | | | | |
|-----|-------|-------|-------|--------|---|-----|-----|-------|-------|---|---------|-----|-----|-------|---|
| | 勅 任 | 奏 任 | 判 任 | 其 他 | 計 | 勅 任 | 奏 任 | 判 任 | 其 他 | 計 | 勅 任 | 奏 任 | 判 任 | 其 他 | 計 |
| 9 | 104 | 2,319 | 2,113 | 4,545 | 1 | 34 | 541 | - | 576 | - | - | - | - | - | - |
| 9 | 109 | 2,532 | 2,430 | 5,080 | 1 | 38 | 575 | - | 614 | - | - | - | - | - | - |
| 11 | 133 | 2,857 | 5,064 | 8,075 | 1 | 40 | 418 | 902 | 1,361 | 1 | 35 | 251 | - | 207 | |
| 9 | 141 | 3,062 | 5,817 | 8,399 | 1 | 53 | 500 | 1,012 | 1,566 | 1 | 31 | 248 | - | 280 | |
| 9 | 158 | 1,507 | 6,853 | 8,518 | 3 | 50 | 541 | 1,199 | 1,793 | 1 | 34 | 259 | 507 | 801 | |
| 7 | 128 | 1,343 | 6,544 | 8,022 | 1 | 49 | 703 | 945 | 1,698 | 1 | 27 | 237 | 489 | 754 | |
| 7 | 142 | 3,296 | 5,027 | 8,472 | 1 | 54 | 581 | 1,251 | 1,887 | 1 | 27 | 258 | 462 | 748 | |
| 8 | 151 | 3,378 | 5,712 | 9,249 | 1 | 55 | 614 | 1,403 | 2,073 | 1 | 28 | 259 | 540 | 828 | |
| 10 | 154 | 3,537 | 5,885 | 9,586 | 1 | 69 | 679 | 1,574 | 2,323 | 1 | 29 | 297 | 587 | 914 | |
| 11 | 171 | 3,704 | 6,471 | 10,357 | 1 | 72 | 818 | 1,726 | 2,647 | 1 | 29 | 287 | 620 | 937 | |
| 10 | 185 | 3,900 | 6,302 | 10,398 | 1 | 88 | 924 | 1,928 | 2,941 | 1 | 28 | 291 | 594 | 914 | |
| 9 | 198 | 4,104 | 6,692 | 11,003 | 2 | 106 | 955 | 1,967 | 3,030 | 1 | 30 | 321 | 645 | 1,097 | |



昭和七年一月十八日印刷

昭和七年一月二十日發行

拓務大臣官房文書課

東京市深川區牡丹町一丁目七番地

印刷人 今井彦太郎

東京市深川區牡丹町一丁目七番地

印刷所 今井印刷所

電話本所(73) 1078
2034