



国立公文書館	
分類	② 赤
配架番号	3 A
	14
	55-3

經研

主要


經研資料調第四号 (昭和十五年十一月)

主要各國國際收支要覽

陸軍省主計課別班

国立公文書館	
分類	
配架番号	55-3

E
2157



裏面白紙

24150

東亞研究所
之藏書

主要各國國際收支要覽



裏面白紙

例 言

一、本学覧ハ歐洲戦争ニ関係シ又本邦現下情勢上参考トナルベキ各國ノ國際收支表ヲ國際聯盟年報ヨリ抜録シタモノデアル、
但シ多クハ一九三八年迄ノ平常状態ニ於テノ收支状態ヲ、昨年歐洲戦争開始以來ハ物資ノ生産・消費、輸入資力ノ變動、
輸送手段ノ閉塞ニ依ツテ非常ナル變化アルモノト想像サレルモ其推測ノ基礎トシテ先ヅ從來ニ於ケル

1. 輸入力獲得ノ爲メノ輸出ニ於ケル對外依存状況（甲號表）
2. 輸入ニ於ケル對外依存状況（甲號表）
3. 輸入力要素トシテノ貿易外收支状況（乙號表）
4. 同意味ニ於ケル金銀及資本ノ出入状況（乙號表）

等ヲ示スモノナリ

二、本学覧ニ掲記セル國名及表列下ノ如シ

米 國	甲 表	乙 表
獨 逸	同	同
伊 太 利	同	×
英 國	同	同
愛 蘭	同	同
加 奈 陀	同	同
露 洲	同	×
印 度	同	同

	甲表	乙表
佛蘭西		
佛領印度支那	×	同
白耳義	同	×
和蘭	同	同
蘭領印度	同	同
丁抹	同	同
諾威	同	同
瑞典	同	同
羅馬尼	同	×
希臘	同	同

×印ハ同年報ニ記載ノナキモノヲ示ス

三、正金銀行調査課ニ之宮景吉氏ノ調査セシモノ

甲 號

	商	
	輸 入	輸 出
1936	2,423,977	2,418,969
1937	3,609,852	3,298,929
1938	1,949,760	3,056,824

甲 號
米 國 / 收 支

(單位・千盾)

	商 品			Bullion & specie			總計收支
	輸 入	輸 出	残	輸 入	輸 出	變	
1936	2,423,977	2,418,969	- 5,008	1,326,934	39,499	-1,287,435	- 1,292,443
1937	3,009,852	3,298,929	+ 289,077	1,723,100	58,062	-1,665,338	- 1,376,261
1938	1,949,760	3,056,824	+ 1,107,064	2,209,989	12,971	-2,197,018	- 1,089,954

裏面白紙

米 國 ノ 國 別 買 易 額

(商 品)

(単位・百萬弗)

	1936			1937			1938		
	輸 入	輸 出	残	輸 入	輸 出	残	輸 入	輸 出	残
Germany	89	102	+ 22	92	126	+ 34	65	108	+ 43
Belgium	59	59	-	75	95	+ 20	42	77	+ 35
Denmark	3	12	+ 9	7	17	+ 10	3	25	+ 22
Spain	19	22	+ 3	14	6	- 8	9	12	+ 3
France	65	129	+ 64	76	165	+ 89	54	134	+ 80
Ireland	1	7	+ 6	2	12	+ 10	1	27	+ 26
Italy	40	59	+ 19	48	77	+ 29	41	58	+ 17
Norway	22	15	- 7	26	22	- 4	16	23	+ 7
Netherlands	50	53	+ 3	53	94	+ 41	31	97	+ 66
United Kingdom	200	440	+ 240	203	536	+ 333	118	521	+ 403
Sweden	18	43	- 5	59	64	+ 5	45	64	+ 19
Switzerland	21	8	- 13	27	10	- 17	23	11	- 12
U. S. S. R.	21	33	+ 12	31	43	+ 12	24	70	+ 46
China	74	47	- 27	104	50	- 54	47	35	- 12
British India	70	27	- 43	96	44	- 52	59	34	- 25
Burma							-	2	+ 2
Netherl. Indies	70	14	- 56	115	25	- 90	69	28	- 41
Japan	172	204	+ 32	204	289	+ 85	127	240	+ 113

裏面白紙

British Malaya	168	5	- 163	243	9	- 234	112	9	- 103
Philippines	102	60	- 42	126	85	- 41	94	86	- 8
Australia	23	58	+ 35	44	74	+ 30	2	69	+ 60
Egypt	10	10	-	14	14	-	5	13	+ 8
Union of S. Africa	6	70	+ 64	14	89	+ 75	16	70	+ 54
Argentine	66	57	- 9	139	94	- 45	41	87	+ 46
Brazil	102	49	- 53	121	69	- 52	98	62	- 36
Canada	376	384	+ 8	398	509	+ 111	260	468	+ 208
Chile	26	16	- 10	47	24	- 23	28	25	- 3
Cuba	127	67	- 60	148	92	- 56	106	76	- 30
Mexico	49	76	+ 27	60	109	+ 49	49	62	+ 13
Peru	9	13	+ 4	17	19	+ 2	13	17	+ 4
Other America	155	159	+ 4	182	242	+ 60	158	243	+ 85
Other Countries	189	158	- 31	299	245	- 54	108	241	+ 43
Total	2423	2456	+ 33	3,084	3,349	+ 265	1,961	3,094	+ 1,133

裏面
白紙

米國ノ商品別輸出入額

(單位・百萬弗)

	輸 入				輸 出			
	1935	1936	1937	1938	1935	1936	1937	1938
Live Animals	10.0	13.4	20	10	0.5	0.4	1	0
Meat	9.2	19.1	29	23	22.6	20.3	19	24
Dairy Products	15.9	17.2	17	13	4.6	4.1	5	6
Fish	27.5	30.3	34	28	12.9	12.3	14	14
Cereals	63.2	65.9	90	4	10.7	9.4	64	196
Flours	10.1	8.6	13	4	18.9	22.0	31	29
Fruits	50.6	53.7	63	50	93.5	80.6	82	99
Vegetables	24.8	27.2	33	23	11.8	12.8	15	14
Sugar	117.1	173.1	185	142	8.2	6.3	7	7
Coffee, Tea	191.6	197.9	237	188	3.0	3.5	4	3
Beverages	42.8	77.6	75	60	1.7	2.5	4	3
Fodder, etc.	14.6	15.4	22	6	7.2	7.4	13	12
Tobacco	29.7	32.6	35	39	143.0	147.9	147	170
<u>Food</u>	637.1	742.0	853	590	338.6	328.5	406	577
Oil-seeds	34.2	37.0	63	35	1.5	1.9	2	2
Oils	100.2	99.7	127	66	18.9	20.3	22	23
Fats	134.4	136.7	190	101	20.4	22.2	24	25
Chemicals	25.3	32.2	37	22	57.9	62.8	76	76
Paints, etc.	12.8	12.7	14	11	27.3	28.6	32	26
Perfumery	7.9	7.7	9	7	11.0	11.6	14	13
Fertilisers	28.6	33.4	46	37	14.8	17.8	17	16
Chemic., etc.	74.6	86.0	106	77	111.0	120.8	139	131
Rubber	122.1	162.8	253	134	21.7	23.1	30	26
Wood	40.2	51.0	66	47	62.1	65.7	83	56

裏面白紙

<u>Paper</u>	1 6 3.9	1 9 3.7	2 3 6	1 8 6	3 0.7	3 4.8	5 4	3 8
Unmanufact.	5 3.7	6 3.1	8 2	3 7	2 1.4	2 0.1	2 3	1 7
Manufactured	1.2	2.0	3	2	5.0	3.6	4	3
Furs	5 2.4	3 0.6	8 5	4 5	1 5.4	1 6.8	1 8	1 4
<u>Hides, etc.</u>	1 0 7.3	1 4 5.7	1 7 0	8 4	3 9.8	4 0.5	4 5	3 4
Fibres	7 6.3	1 2 8.5	1 6 6	6 7	3 9 7.8	3 7 1.2	3 8 7	2 4 2
Yarns	4 9.4	1 0 6.9	1 1 2	9 1	5.9	5.1	6	6
Piece Goods	9 5.7	1 1 4.4	1 3 5	9 2	2 2.7	2 9.4	3 9	4 0
Technical	6.2	7.5	8	6	6.0	8.7	1 4	1 1
<u>Textiles</u>	2 7 7.6	3 5 7.3	4 4 1	2 5 6	4 3 2.4	4 1 4.4	4 4 6	2 9 9
Of Textiles	2 1.7	2 4.0	2 5	1 6	1 7.8	1 7.7	2 0	2 2
Of Fur	4.5	4.5	6	3	1.5	2.6	1	1
Footwear	2.6	3.0	5	4	2.6	3.8	4	6
Textiles, n.e.s.	9.6	1 0.4	1 3	9	3.6	3.7	4	3
<u>Clothing</u>	5 8.4	4 1.9	4 9	3 2	2 5.5	2 7.8	2 9	3 2
<u>Fuel</u>	5 1.3	5 6.5	6 3	5 5	3 1 0.6	3 2 8.6	4 5 5	4 5 3
Crude	1 4.4	1 9.2	2 4	1 5	1 2.4	1 5.2	2 4	2 1
Pottery	7.7	8.0	1 0	7	4.6	5.6	7	6
Glass	8.0	9.5	1 4	1 0	7.4	8.3	1 0	8
Manuf. n.e.s. *	1.8	2.4	4	1	1 3 1	1 6.0	1 3	1 0
<u>Minerals</u>	3 1.9	3 9.1	5 2	3 3	3 7.5	3 2 8.6	5 4	4 5
<u>Jewellery</u>	3 1.4	4 3.5	5 7	3 6	1.8	5.3	5	2
Cores	5 0.0	3 3.9	4 5	3 3	5.2	4.8	8	3
Iron, Steel	1 6.2	2 2.3	2 4	1 4	8 6.0	1 0 9.8	2 8 6	1 7 8
Non-ferrous	9 2.3	1 2 8.2	1 8 5	9 4	5 9.7	6 3.9	1 1 1	1 0 4
Manufactures	1 3.3	1 4.6	1 7	1 3	4 7.4	5 7.5	9 9	8 3
<u>Metals</u>	1 7 2.0	1 9 9.0	2 7 1	1 5 4	1 9 8.3	2 3 6.0	5 0 4	3 6 8

<i>Not Electrical</i>	109	14.2	19	13	191.3	246.9	339	353
<i>Electrical</i>	2.1	2.4	3	2	76.1	91.4	116	105
<i>Vehicles</i>	0.8	1.3	2	2	255.8	279.0	442	396
<i>Machinery</i>	13.8	17.9	24	17	523.2	617.3	897	854
<i>Crude</i>	56.2	59.2	80	58	25.7	27.1	32	22
<i>Manufactured</i>	52.6	65.1	72	60	53.9	71.2	84	83
<i>Miscellaneous</i>	108.8	124.3	152	118	79.6	98.3	116	105
<i>Returned</i>	34.1	26.0	27	30	9.9	10.6	9	8
<i>Not Classified</i>	0	0	0	0	0	0	3	4
<i>Total</i>	2,038.9	2,124.0	3,010	1,950	2,243.1	2,419.0	3,299	3,057
<i>Gold</i>	2,095.5	1,326.9	1,723	2,210	20.8	39.5	58	13
<i>Grand Total</i>	4,134.4	3,750.9	4,733	4,160	2,263.9	2,458.5	3,357	3,070

* N.e.S. Not elsewhere specified or included

裏
面
白
紙

乙号 United States of America

(7)

Summary Table

(單位・百萬弗)

	Goods, Services and Gold					Capital Items			All Items
	Merchand.	Int. & Divid.	Other Serv.	Gold	Total	Long-Term	Short-Term	Total	
1919 Balance	+ 3,749	+ 224	- 939	+ 160	+ 3,195	+ 2,126	+ 90	- 2,036	+ 1,158
1920 "	+ 2,866	+ 56	- 736	- 50	+ 2,136	- 1,051	+ 100	- 951	+ 1,185
1921 "	+ 1,908	+ 119	- 628	- 686	+ 713	- 742	- 100	- 842	- 129
1922 "	+ 663	+ 351	- 546	- 235	+ 233	- 735	+ 375	- 360	- 127
1923 "	+ 313	+ 417	- 628	- 295	- 193	+ 66	+ 53	+ 119	- 74
1924 "	+ 939	+ 464	- 662	- 216	+ 525	- 631	+ 166	- 465	+ 60
1925 "	+ 619	+ 515	- 719	+ 102	+ 517	- 516	- 121	- 637	- 120
1926 "	+ 139	+ 627	- 564	- 72	+ 130	- 648	+ 310	- 338	- 208
1927 "	+ 117	+ 679	- 572	+ 154	+ 678	- 740	+ 845	+ 105	+ 783
1928 "	+ 738	+ 680	- 684	+ 272	+ 1,006	- 671	- 228	- 899	+ 107
1929 "	+ 382	+ 699	- 681	- 120	+ 280	- 90	- 95	- 185	+ 95
1930 "	+ 386	+ 769	- 580	- 278	+ 297	- 213	- 465	- 678	- 381
1931 "	+ 17	+ 621	- 493	+ 176	+ 321	+ 234	- 719	- 485	- 164
1932 "	+ 150	+ 455	- 504	- 11	+ 90	+ 247	- 489	- 242	- 152
1933 "	+ 83	+ 404	- 271	+ 173	+ 389	+ 48	- 475	- 427	- 38
1934 "	+ 290	+ 368	- 283	- 1,217	- 842	+ 202	+ 158	+ 360	- 482
1935 Credit	2,427	521	378	2	3,328	1,991	1,118	3,109	6,437
Debit	2,626	171	681	1,741	5,219	1,530	31	1,561	6,780
Balance	- 199	+ 350	- 303	- 1,739	- 1,891	+ 461	+ 1,087	+ 1,548	- 343
1936 Credit	2,554	569	487	114	3,724	3,490	475	3,965	7,689
Debit	2,812	238	884	1,144	5,078	2,720	47	2,767	7,845
Balance	- 258	+ 331	- 397	- 1,030	- 1,354	+ 770	+ 428	+ 1,198	- 156
1937 Credit	3,471	578	623	246	4,918	3,183	411	3,595	8,512
Debit	3,510	280	974	1,632	6,396	2,665	52	2,717	9,113
Balance	- 39	+ 298	- 351	- 1,386	- 1,478	+ 518	+ 359	+ 877	- 601
1938 Credit	3,215	550	586	339	4,690	1,724	310	2,034	6,724
Debit	2,452	216	880	1,979	5,527	1,702	3	1,705	7,232
Balance	+ 763	+ 334	- 294	- 1,640	- 837	+ 22	+ 307	+ 329	- 508

裏面白紙

United States of America

Goods, Services and Gold

(單位 : 百萬弗)

Items	Inward of Credit Mov. (Exports)				Outward or Debit Mov. (Imports)			
	1935	1936	1937	1938	1935	1936	1937	1938
<u>1. Merchandise</u>								
Merchandise Proper	2,283	2,456	3,349	3,094	2,047	2,423	3,084	1,961
Silver Coin & Bullion	19	3	5	7	355	183	92	231
Adjustments of above items								
Unrecorded Exports of Silver Coin	0	6	4	0	0	0	0	0
Bunker Coal & Oil	20	25	33	0	6	5	0	0
Ship Chardling & Repairs	30	30	0	0	12	12	0	0
Vessels sold & bought	1	1	0	0	1	0	0	0
Unrecorded Parcel Post	19	5	0	0	0	0	0	0
Undervaluation of Exp. by Rail	20	23	34	28	0	0	0	0
Freights on Imports,								
Paid to American Ships	0	0	0	0	47	45	82	68
" Foreign Ships	0	0	0	0	78	103	186	140
" Canadian Railways	0	0	0	0	13	17	24	13
Other adjust. including Contraband	35	5	46	86	67	24	42	39
<u>2. Interest and Dividends</u>								
Interest on Intergovernmental Debts	0	1	0	1	0	0	0	0
Yield of other Long-term Capital								
Yield of Securities	188	176	158	135	105	152	177	132
Earnings on Direct Investments	320	380	410	405	40	55	80	60
Yield of other Investments	0	0	0	0	25	30	20	20
Interest on Short-term Capital	13	12	10	9	1	1	3	4
<u>3. Other Services</u>								
Shipping freights;								
on U. S. Imports	47	45	82	68	0	0	0	0
" " Exports	40	40	65	80	0	0	0	0
Post Fees	8	10	19	14	0	0	0	0

裏面白紙

Railway Transit	3	5	8	5	16	19	19	16
Insurance	16	21	33	16	31	43	30	31
Underwriters' Commissions	1	3	4	1	0	0	0	0
Brokerage Receipts	11	20	0	0	0	0	0	0
Telegraph & Telephone	17	19	0	0	14	14	0	0
Immigrants' & Emigrants' fund & Remittances	5	24	25	35	92	172	170	150
Missionary & Charitable Contributions	0	0	0	0	23	32	35	40
Tourists' Expenditure								
Canada	75	89	102	104	192	228	273	259
Mexico	5	5	5	4	34	40	45	44
Overseas	37	45	53	51	183	229	245	213
Diplomatic & Similar Expenditures	9	9	9	10	10	12	11	12
Government Receipts & Expenditure	19	21	21	23	74	84	115	86
Other Items								
Cinematogr. film royalties	85	110			5	6		
Canadian Electric Power	0	0	197	175	2	4	31	29
Miscellaneous	0	21			0	1		
4. Gold								
Gold Coin & Bullion	2	28	46	6	1,741	1,144	1,632	1,979
Changes in Unminted Gold	0	86	200	333	0	0	0	0
Total	3,328	3,724	4,918	4,690	5,219	5,078	6,396	5,527
Surplus (+) or Deficit (-)								
Good & services	- 152	- 324	- 92	+ 803				
Gold	- 1,739	- 1,030	- 1,386	- 1,640				
Good, services & Gold	- 1,891	- 1,354	- 1,478	- 837				

United States of America

Foreign Assets and Liabilities

(単位: 百万円)

	各 年 末 任 高			
	1934	1935	1936	1937 1938
<i>Foreign Investments in U.S.</i>				
<i>Long-Term Investments</i>				
Direct Invest. (Book Value)	1,518	1,580	1,640	1,675 1,685
Common Stocks (Market Value)	1,202	1,840	2,700	1,850 2,250
Preferred Stocks (Par Value)	351	390	455	430 425
Bonds (Par Value)	536	549	563	565 580
Other Invest.	750	750	750	750 750
<i>Total:</i>	4,357	5,109	6,108	5,270 5,690
<i>Short-Term Investments</i>				
Bank Balances & other funds owed to foreigners, as reported by Banks & Brokers	679	1,296	1,620	1,920 2,193
<i>Total Foreign Investments</i>	5,036	6,405	7,728	7,190 7,883
<i>U.S. Investments abroad</i>				
<i>Long-Term Investments</i>				
Direct Invest. (Book Value)	7,818	7,835	6,755	6,870 7,022
Portfolio Invest. (largely Bonds Nominal Value)	5,295	4,795	4,741	4,204 4,049
<i>Total</i>	13,114	12,630	11,496	11,074 11,070
<i>Short-Term Investments</i>				
American owned Bank Balance & other credit abroad as reported by Banks & Brokers	1,234	869	775	721 689
<i>Total U.S. Investments</i>	14,348	13,499	12,271	11,795 11,759
<i>Estimated net Creditor Position</i>	9,312	7,094	4,543	4,605 3,875

裏面白紙

United States of America

Estimated U.S. Holdings of Foreign

Dollar Bonds at the end of 1933

(単位: 百萬円)

Debtor Country	Government Issues		Corporat. Issues		Total	Repayments due in next 12 months without standing
	National	Provine and Munic.	Govem. Guaranteed	Private		
North America						
Canada	455.1	455.6	266.8	226.8	1,404.3	-
Newfoundland	3.6	0	0	0	3.6	-
Total	458.7	455.6	266.8	226.8	1,407.9	* 5
West Indies						
Cuba	66.4	0.2	0	1.4	68.0	30
Dominican Rep.	7.5	0	0	0	7.5	50
Haiti	5.7	0	0	0	5.7	30
Total	79.6	0.2	0	1.4	81.2	35
Central America						
Costa Rica	8.0	0	0	0	8.0	30
Guatemala	3.5	0	1.2	0	4.7	5
Panama	1.07	0.2	0.6	0	1.15	30
Salvados	4.1	0	0	0	4.1	* 5
Total	26.3	0.2	1.8	0	28.3	20
South America						
Argentina	130.1	63.6	0	0	193.7	5
Bolivia	53.6	0	0	0	53.6	* 5
Brazil	137.1	145.4	13.3	2.2	298.3	15
Chile	117.5	1.17	69.0	0	198.2	10
Colombia	41.0	78.2	4.1	5.0	128.3	20
Peru	51.1	3.3	0	0	54.4	20
Uruguay	34.0	2.2	0	0	36.2	20
Total	564.7	304.4	86.4	7.2	962.7	10

(1)

裏面白紙

Europe	28.1	3.1	0	0	0	31.2	20
Belgium							
Bulgaria	4.8	0	0	0	0	4.8	60
Czecho-Slovakia	6.0	1.1	0	0	0	7.1	65
Denzig	1.9	0	0	0	0	1.9	20
Denmark	63.6	23.8	3.6	0	0	91.0	25
Estonia	1.3	0	0	0	0	1.3	60
Finland	3.9	3.4	1.6	0	0	8.9	45
France	9.2	0	5.3	0	0	14.5	85
Germany	111.1	74.1	92.3	86.6	0	364.1	50
Greece	14.8	0	0	0	0	14.8	60
Hungary	11.6	11.3	13.1	7.9	0	43.9	30
Ireland	0.4	0	0	0	0	0.4	50
Italy	17.4	15.2	4.8	43.9	0	81.2	55
Latvia	2.4	0	0	0	0	2.4	* 5
Lithuania	0.4	0	0	0	0	0.4	25
Norway	60.4	4.8	3.4	0	0	68.6	5
Poland	29.6	6.2	14.4	0	0	50.2	15
Romania	4.4	0	0	0	0	4.4	25
Turkey	10.7	0	0	0	0	10.7	* 5
U.S. S. R.	10.4	0	0	0	0	10.4	* 5
Yugoslavia	29.2	0	3.9	0	0	33.1	30
Total	421.6	143.0	142.4	138.3	845.3	45	
Asia							
China	13.2	0	0	0	0	13.2	* 5
Japan	53.9	13.6	17.4	32.7	117.6	60	60
Palestine	0	0.1	0	0	0.1	* 5	10
Philippine Isls.	31.4	6.7	2.7	2.0	42.8	10	
Total	98.5	20.4	20.1	34.7	173.7	50	
Oceania							
Australia	6.15	35.4	0	0	9.69	60	
Africa							
Liberia	19	0	0	0	1.9	* 5	
Total All Countries	1,712.8	959.2	517.5	408.4	3,597.9	25	

* 5.... Less than 5%

裏面白紙

甲流 獨 逸 / 收 支

(單位:千馬)

	商 品			Bullion & specie			總計收支
	輸 入	輸 出	差	輸 入	輸 出	差	
1936	4,217,948	4,768,155	+ 550,207	111,861	102,649	- 9,212	+ 540,995
1937	5,455,079	5,900,980	+ 455,901	162,246	168,161	+ 5,915	+ 451,816
1937*	5,361,584	5,778,050	+ 416,466	159,722	166,783	+ 7,061	+ 423,527
1938*	5,442,614	5,248,578	- 194,036	162,306	252,081	+ 89,778	- 104,258

* excluding trade with Austria

裏
面
白
紙

獨逸ノ國別貿易額

(商品)

(單位・百萬馬)

相手國	1936			1937			1938		
	輸入	輸出	残	輸入	輸出	残	輸入	輸出	残
Austria	77	109	+ 32	93	123	+ 30	-	-	-
Belgo-Luxemburg	139	212	+ 73	198	288	+ 90	194	227	+ 33
Bulgaria	58	48	- 10	72	68	- 4	84	56	- 28
Denmark	160	187	+ 27	165	218	+ 53	172	208	+ 36
Spain	111	72	- 39	136	67	- 69	128	96	- 32
Finland	46	54	+ 8	70	78	+ 8	89	82	- 7
France	29	255	+ 156	156	313	+ 157	144	217	+ 73
Hungary	93	83	- 10	114	111	- 3	110	110	0
Ireland	8	14	+ 6	10	14	+ 4	11	29	+ 18
Italy	209	241	+ 32	221	317	+ 96	247	306	+ 59
Norway	88	91	+ 3	91	139	+ 48	99	123	+ 24
Netherlands	169	396	+ 227	216	468	+ 252	193	448	+ 250
Poland	58	53	- 5	68	73	+ 5	95	103	+ 8
Saxzig	16	21	+ 5	13	26	+ 13	14	31	+ 17
Roumania	92	104	+ 12	180	130	- 50	140	149	+ 9
United-Kingdom	264	406	+ 142	309	432	+ 123	283	351	+ 68
Sweden	192	230	+ 38	232	277	+ 45	262	267	+ 5
Switzerland	106	226	+ 120	94	231	+ 137	103	207	+ 104

裏面白紙

<i>Czecho-Slovakia</i>	112	139	+ 27	141	151	+ 10	130	136	+ 6
<i>Turkey</i>	119	79	- 40	98	111	+ 13	116	151	+ 35
<i>U. S. S. R.</i>	93	126	+ 33	65	117	+ 52	47	32	- 15
<i>Yugoslavia</i>	75	77	+ 2	132	134	+ 2	108	118	+ 10
<i>China</i>	114	133	+ 19	158	181	+ 23	179	142	- 37
<i>British India</i>	142	122	- 20	169	148	- 21	163	110	- 53
<i>Netherl. Indies</i>	113	39	- 74	122	56	- 66	133	54	- 79
<i>Japan</i>	24	75	+ 51	26	117	+ 91	25	93	+ 68
<i>British Malaya</i>	52	18	- 34	97	19	- 78	50	13	- 37
<i>Australia</i>	43	35	- 8	78	40	- 38	54	40	- 14
<i>Brit. South Africa</i>	59	57	- 2	103	73	- 30	122	83	- 39
<i>Brit. West Africa</i>	80	16	- 64	85	26	- 59	54	11	- 43
<i>Egypt</i>	37	43	+ 6	49	51	+ 2	47	46	- 1
<i>Argentina</i>	119	98	- 21	295	147	- 148	216	147	- 69
<i>Brazil</i>	131	133	+ 2	186	177	- 9	214	161	- 53
<i>Canada</i>	19	35	+ 16	49	33	- 16	73	25	- 48
<i>Chile</i>	59	49	- 10	81	56	- 25	91	60	- 31
<i>Colombia</i>	42	45	+ 3	45	33	- 12	47	41	- 6
<i>U. S. A.</i>	232	172	- 60	282	209	- 73	405	149	- 256
<i>Mexico</i>	56	51	- 5	65	66	+ 1	62	46	- 16
<i>Other America</i>	182	139	- 43	259	184	- 75	284	180	- 104
<i>Other Countries</i>	330	285	- 45	445	409	- 36	456	409	- 47
<i>Total</i>	4,218	4,768	+ 550	5,468	5,911	- 443	5,449	5,257	- 192

2415

裏面白紙

獨 逸 / 輸 入 商 品

(單位:百萬馬克)

	1936	1937	1938
Bovine Cattle	39	40	36
Pigs	33	42	51
other Live Animals	24	25	26
Meat & Products	86	80	92
Butter	98	115	121
Cheese	28	37	31
Eggs & Egg Yolk	76	94	95
Fish	54	53	53
Wheat	7	156	149
Rice	19	23	31
Maize & Oats	19	173	147
other Cereals	8	59	72
Southern Fruits	145	121	161
other Fruits	97	97	140
Vegetables	68	79	83
Coffee, Raw	126	151	148
Cocoa, Raw	31	47	38
Feed for Animals	27	42	56
Tobacco, Raw	127	132	154
other Food	142	165	157
Peanuts	54	53	42
Copra	33	46	41
Palm Kernels	50	55	34
Soya Beans	45	63	84
other Oilseeds	39	42	31
Fats & fatty oils	109	132	115
Chemicals & Dyes	131	136	128
Minerals	51	51	52
Rubber, Raw	66	117	80
Pulpwood	50	46	50
Timber, round	65	69	64
; Sawm, conifer	77	105	116
; Sawn, other	14	20	21

(16)

裏面白紙

Hides ; cattle	83	119	71
; other ; skins	57	73	60
Leather & Manufact.	31	37	38
Fur-skins & Furs	62	71	47
Wool ; Raw	178	219	207
; Combed, etc ; Hair	51	66	60
Cotton ; Raw	217	229	187
; waste ; linters	41	49	32
Other Textile fibres	103	152	131
Yarns ; silk & artific.	47	42	42
; cotton	45	48	44
; other	45	49	45
Textiles	58	63	63
Coal	56	61	68
Lignite, Coke etc.	29	29	24
Petroleum ; Crude	16	25	27
; motor spirit	90	87	104
; gas. oil ; fuel oil.	46	62	83
; other	44	59	56
Ores ; iron	163	222	231
; other	140	226	235
Copper ; crude	88	175	152
Iron ; Crude	31	60	92
; Bar, etc, Manuf.	60	55	57
Other Metals	84	109	104
Machinery & Vehicles	69	63	77
Returned good	-	50	51
Other Articles	245	286	274
Total	4,219	5,455	5,443

獨 送 / 輸 出 商 品

(單位:百萬圓)

	1956	1957	1958
Wine & Beer	17	20	15
Other Food	64	50	20
Chemicals ; Unmanufact.	38	42	40
; Manufact.	254	293	247
Drugs	111	140	127
Dyes ; from Cool-tar	135	148	109
; other ; Paints	57	60	51
Perfumery ; Soaps	27	31	25
Manures ; Potassic.	51	82	55
; other	52	62	64
Rubber & Manufact.	42	49	45
Wood & Manufact.	42	44	35
Wood Pulp	21	17	9
Paper	81	107	73
Paper Manufact.	69	75	60
Leather	59	44	26
Leather goods	27	27	23
Furs & Fur-Skins	48	54	33
Textile fibres ; Raw	22	9	6
Yarns ; wool	46	44	24
; Artific	30	27	18
; other	33	31	24
Fissiles ; Wool	68	91	79
; Silk & artif.	66	71	50
; Cotton	62	86	81
Apparel	138	130	114
Other Textiles	44	52	43
Coal	269	427	363
Coke	93	145	97
Other Fuel etc	59	61	61
Non-Metallic Minerals	70	82	73
Ferrous ware & China	59	68	59
Glass & Glassware	78	86	83

(18)

裏面白紙

Iron ; raw ; ferro-alloys	41	24	19
; bar & structural	79	119	105
; Plate ; Sheet ; Roof	109	135	115
; tubes & pipes	73	107	88
; other	75	99	77
Copper ; Rod, wire etc.	55	72	54
Iron ; Tools & Cutlery	81	94	80
; other Manufact.	307	443	414
Copper Manufact.	77	89	74
other Metals	94	103	100
Machinery ; Prime Movers	52	66	76
; Printing & Paper	55	68	66
; Textiles	123	136	113
; Machine Tools	148	209	204
; other non-electr.	215	271	252
; teleg., etc. apparat.	43	52	57
; other electric	215	260	261
Motor-Cars, Private	44	66	76
Ships & Boats	46	85	82
other Vehicles	139	217	283
Instruments & watches	151	185	178
Toys	36	39	35
Books & Pictures	36	35	25
other articles	143	182	182
Total	4,768	5,901	5,249

(19)

裏面白紙

乙 第 Germany

Summary Table

(単位・百萬弗)

	Goods, Service & Gold					Capital Items				All Items
	Merchand.	Int. & Div.	Other Serv.	Gold	Total	Long Term	Short Term	Unspecifiable	Total	
1924 Balance	- 1,948	+ 159	- 12	- 253	- 1,954	+ 1,000	+ 541	+ 413	+ 1,954	
1925 "	- 2,362	- 6	- 636	- 519	- 3,523	+ 1,214	+ 605	+ 1,704	+ 3,523	
1926 "	+ 317	- 173	- 742	- 641	- 739	+ 1,454	+ 201	- 916	+ 739	
1927 "	- 2,890	- 345	- 1,018	- 99	- 4,352	+ 1,778	+ 2,264	+ 310	+ 4,352	
1928 "	- 1,250	- 563	- 1,323	- 922	- 4,058	+ 1,788	+ 1,270	+ 1,000	+ 4,058	
1929 "	+ 31	- 800	- 1,630	+ 376	- 2,023	+ 600	+ 484	+ 379	+ 2,023	
1930 "	+ 1,844	- 1,000	- 1,173	- 13	- 542	+ 1,119	+ 169	- 746	+ 542	
1931 "	+ 2,858	- 1,200	- 543	+ 1,151	+ 2,266	+ 180	+ 904	- 3,350	- 2,266	
1932 "	+ 1,054	- 900	+ 98	+ 182	+ 434	+ 14	- 684	- 216	- 434	
1933 Credit	4,948	150	740	798	6,668	200	632	228	1,060	7,728
Debit	4,319	850	584	365	6,118	250	1,360	0	1,610	7,728
Balance	+ 661	- 700	+ 156	+ 433	+ 550	- 50	- 728	+ 228	- 550	0
1934 Credit	4,256	125	888	503	5,774	0	1,427	0	1,427	7,201
Debit	4,554	750	559	256	6,121	200	800	80	1,080	7,201
Balance	- 298	- 625	+ 329	+ 247	- 347	- 200	+ 627	- 80	+ 347	0
1935 Credit	4,347	100	939	37	5,423	07	803	0	870	6,293
Debit	4,233	650	603	142	5,628	100	510	55	665	6,293
Balance	+ 114	- 550	+ 336	- 105	- 205	- 33	+ 293	- 55	+ 205	0

The service of the Young Loan & its of the Service of the Young Loan up to 1933 are entered.

裏面白紙

Germany.
Balance of Payment

Goods, Services & Gold	輸出 Credit				輸入 Debit			
	1934	1935	1936	1937	1934	1935	1936	1937
I. Merchandise								
1. Merchandise, as recorded	4,184	4,284	4,774	5,911	4,476	4,168	4,238	5,468
2. Adjustment of 1.								
Sales & Purchases of Ships	1	1						
High-seas fishing	2	1	1					
Improvement trade	69	61	73		78	65	72	
II. Interest & Dividends								
3. Interest & Dividends	125	100			750	650		
III. Other Services								
4. Shipping Income								
Ocean freights	319	341	410	550				
Charter money, Salvage money etc.	15	7	12	19				
Passage Money	56	64	73	78				
5. Post Expenditure	22	22	23	26	193	202	215	261
6. Railway Transit & Inland water freight	100	90			27	30		
7. Insurance		40			20	60		

裏面白紙

8. Post, Telegraph & Telephone		1			1			
9. Emigrants' funds					120	100		
10. Tourists' expenditure	328	320			120	125		
11. Diplomatic & similar exp.	30	30			32	30		
12. Other items								
Trade in electric Power	2	2			17	17		
Royalties	16	22			29	39		
IV. Gold								
13. Gold coin & Bullion	483	36	97	158	258	142	92	149
14. Movement of Gold deposit of Reich's abroad	22	1		6			6	
<i>Total</i>	5,774	5,423			6,121	5,628		
Surplus of Deficit								
Goods & Service	- 594	- 100						
Gold	+ 247	- 105						
<i>Total</i>	- 347	- 205						

裏面白紙

Germany
International Indebtedness

(単位:十億円)

Date	Loans & Credits				Total	Other Foreign Investments (estimate)
	Long Term	Short Term		Total		
		Stand still ca.	Other			
Middle of 1930	10.8	0	16.0	16.0	26.8	
July 31, 1931	10.7	6.3	6.8	13.1	23.8	5.9
Nov. 30, "	10.7	5.4	5.2	10.6	21.3	5.3
Feb. 29, 1932	10.5	5.0	5.1	10.1	20.6	5.3
Sept. 30, "	10.2	4.3	5.0	9.3	19.5	4.3-5.3
Feb. 28, 1933	10.3	4.1	4.6	8.7	19.0	4.2
Sept. 30, "	7.4	3.0	4.4	7.4	14.8	4.2
Feb. 28, 1934	7.2	2.6	4.1	6.7	13.9	4.2
" 1935	6.4	2.1	4.6	6.7	13.1	
" 1936	6.1	1.7	4.6	6.3	12.4	
" 1937	5.4	1.2	4.2	5.4	10.8	
" 1938	5.0	0.9	4.1	5.0	10.0	
" 1939	4.6	0.78	4.1	4.9	9.5	3.0

裏面白紙

Germany

Distribution by Creditor Countries & Nature of Debt

of Foreign Loans on February 28th, 1935

(単位: 百萬馬)

Long Term Debts					Short Term Debts					
Creditor Countries	Debtors				Creditor Countries	Debtors				
	Central & Loc. Gov.	Banks	Other Debtors	Total		Central & Loc. Gov.	Comm. & Verrech. Kasse, etc.	Banks	Other Debtors	Total
U. S. A.	713	327	1,240	2,280	U. S. A.	260	143	454	405	1,262
U. K.	346	63	305	714	U. K.	44	27	490	341	902
France	407	24	48	479	France	17	100	132	134	383
Netherl.	497	148	808	1,453	Netherl.	21	145	153	892	1,211
Switzerl.	221	87	787	1,095	Switzerl.	34	48	379	808	1,269
Belgium	32	3	15	50	Belgium	1	60	28	50	139
Italy	38	0	32	70	Italy	2	24	13	40	79
Sweden	73	11	14	98	Czechoslov.	3	46	39	85	173
Other countr.	3	25	173	201	Denmark	0	16	11	24	51
					Sweden	8	23	17	51	99
					Other countr.	2	146	242	477	867
					B'k for Int. Settl.	0	248	0	0	248
Total	2,330	688	3,422	6,440	Total	392	1,026	1,958	3,307	6,683

裏面白紙

甲 號 伊 太 利 ノ 收 支

(單位・千リラ)

	商 品			Bullion & specie			總計收支
	輸 入	輸 出	差	輸 入	輸 出	差	
1936	6,039,288	5,542,148	- 497,140	36,897	2,194	- 34,703	- 531,843
1937	13,942,130	10,433,583	- 3,508,547	564	11,158	+ 10,594	- 3,497,953
1938	11,123,882	10,379,075	- 744,807	1,838	4,763	+ 2,925	- 741,882

裏面白紙

伊 太 利 ノ 國 別 輸 出 入 額

(商 品)

(単 位 ・ 百 萬 リ ラ)

	1936			1937			1938		
	輸 入	輸 出	残	輸 入	輸 出	残	輸 入	輸 出	残
Germany	1,617	1,086	- 531	2,590	1,503	-1,087	2,981	1,983	- 998
Austria	370	193	- 177	631	289	- 342			
Belgium	111	47	- 64	192	137	- 55	170	133	- 37
Spain	44	18	- 26	121	57	- 64	177	104	- 73
France	128	194	+ 66	491	438	- 53	248	322	+ 74
Greece	7	12	+ 5	67	84	+ 17	92	93	+ 1
Hungary	220	117	- 103	410	201	- 209	187	161	- 26
Ireland	0	4	+ 4	0	6	+ 6	0	7	+ 7
Netherlands	46	23	- 23	119	130	+ 11	134	150	+ 16
Poland	77	78	+ 1	297	103	- 194	314	113	- 201
Roumania	221	21	- 200	395	129	- 266	252	138	- 114
Unit. Kingdom	52	157	+ 105	561	640	+ 79	703	580	- 123
Switzerland	233	345	+ 112	412	507	+ 95	393	489	+ 116
Czecho-slov.	50	59	+ 9	275	138	- 137	252	135	- 117
Turkey	53	27	- 26	100	129	+ 29	187	95	- 92
U. S. S. R.	155	9	- 146	105	9	- 96	7	1	- 6
Yugoslavia	69	45	- 24	254	192	- 62	150	219	+ 69
China	24	32	+ 8	60	59	- 1	27	19	- 8

裏
面
白
紙

Manchuria	3	0	- 3	44	0	- 14	16	20	+ 4
India	138	50	- 38	503	148	- 355	268	162	+ 106
Neth. Indies	37	4	- 33	107	45	- 62	110	40	- 70
Japan	15	15	0	30	18	- 12	30	17	- 13
Australia	58	16	- 42	475	61	- 414	214	66	- 148
Egypt	80	96	+ 10	241	308	+ 67	175	263	+ 88
Eritrea	32	1,063	+1,031	109	1,587	+1,478	23	1,308	+1,285
Ethiopia	7	70	+ 63	72	269	+ 197	33	293	+ 260
Libya	51	333	+ 282	91	396	+ 305	54	519	+ 465
Ital. Somali.	56	216	+ 160	65	224	+ 159	80	215	+ 135
Argentina	178	160	- 18	1,054	402	- 652	271	404	+ 133
Brazil	137	62	- 75	163	85	- 78	137	97	- 40
Canada	30	14	- 19	65	47	- 18	41	41	0
U. S. A.	895	550	- 345	1,539	783	- 756	1,316	774	- 542
other countries	835	431	- 405	2,334	1,310	-1,024	2,102	1,418	- 684
Total	6,039	5,547	- 492	13,942	10,434	- 3,508	11,124	10,379	- 745

裏面白紙

伊太利ノ輸入商品別金額

(單位:百萬リラ)

	1936	1937	1938
Meat, Poultry & Game	36	122	98
Fish	90	247	243
Wheat	311	1,394	226
Other Cereals, Rice, etc.	129	185	171
Coffee	131	200	148
Other Colon Prod.	33	73	78
Fixed Oils, Indust.	12	31	23
Raw Hides	107	343	190
Oil Seeds	124	511	164
Rubber, Raw	77	224	180
Tobacco	12	24	74
Timber	146	320	237
Paper Pulp	171	345	391
Copper, Brass, Bronze	221	449	348
Iron & Steel, Raw	90	204	233
" , Scrap	99	245	227
Other Common Metals	150	234	191
Precious Stones	3	37	15
Mineral Oils, Petr., etc.	111	190	103
Residual	166	285	227
Other Kind.	163	475	576
Coal & Coke	767	1,741	1,732
Wool, Raw	147	544	375
" , Wista	20	61	40
Wool, Combed, etc.	2	8	3
Cotton, Raw	450	1,056	820
Jute, Raw	58	85	77
Chemicals & Manures	147	351	169
Hides, Prepared	37	119	79
Silk, & Manufac.	36	99	102
Woolen Manufac.	16	45	44
Cotton Manufac.	22	43	38
Iron & Steel Manufac.	184	331	284
Machinery & Parts	408	600	747
Scientif. & Elect. app.	89	126	122
Other Articles	1,284	2,575	2,349
Total	6,039	13,942	11,124

(28)

裏面白紙

伊太利ノ輸出商品別金額

(單位: 百萬リラ)

	1936	1937	1938
Meat, Poultry & Game	63	61	57
Cheese	146	224	225
Eggs	0	2	7
Rice	118	188	201
Wheat Flour	94	166	172
Macaroni, etc	32	50	57
Potatoes	48	86	90
Citrus Fruits	250	536	534
Other Fresh Fruits	242	332	422
Dried Fruits	367	363	461
olive oil	67	156	184
Tomato Preserves	99	194	166
Wine & Vermouth	181	271	282
Hides	55	68	69
Chemicals & Manures	63	176	210
Metals & Manufact.	209	361	391
Precious Stones	0	1	0
Marbles	56	109	108
Other Minerals	102	219	157
Hemp	93	234	210
Silk, thrown	145	190	200
Waste Silk	32	50	41
Artific. Silk	316	566	482
Cotton Yarns	61	246	228
Woollen Manufa.	112	371	397
Silk Manufact.	159	363	450
Cotton Manufact.	323	844	755
Flax, Hemp, Jute	51	122	110
Hats	51	110	93
Rubber Manufac.	95	159	143
Machinery & Apper.	145	274	335
Motor Vehicles	342	624	259
Other Articles	1,430	2,718	2,883
Total	5,547	10,434	10,379

(29)

裏面白紙

甲款 英國ノ收支

(United Kingdom)

(單位・千磅)

	商 品			Bullion & Specie			總計收支
	輸 入	輸 出	残	輸 入	輸 出	残	
1936	786,983	440,605	- 346,378	331,352	104,692	- 226,660	- 573,038
1937	952,690	521,391	- 431,299	315,342	255,376	- 89,966	- 521,265
1938	858,830	470,883	- 387,947	257,729	331,624	+ 73,895	- 314,052

裏
面
白
紙

英國ノ國別輸出入額

(商 品)

(單位・百萬磅)

	1936			1937			1938		
	輸 入	輸 出	残	輸 入	輸 出	残	輸 入	輸 出	残
Germany	31.8	19.0	- 12.8	34.9	21.6	- 13.3		20.6	
Austria	2.2	1.5	- 0.7	2.6	1.8	- 0.8		1.3	
Belgium	18.4	9.5	- 8.9	22.1	11.1	- 11.0		8.2	
Denmark	33.1	14.9	- 18.2	36.4	16.9	- 19.5	此 欄 数 字 ナ シ	15.8	
Spain	9.9	3.0	- 6.9	7.6	2.4	- 5.2		3.4	
Finland	18.1	4.2	- 13.9	22.3	6.0	- 16.3		5.5	
France	24.6	17.8	- 6.8	24.3	21.4	- 2.9		15.1	
Ireland	19.7	21.1	+ 1.4	20.1	21.6	+ 1.5		20.3	
Channel Ids.	4.3	5.1	+ 0.8	4.4	5.5	+ 1.1		5.1	
Iceland	0.3	0.4	+ 0.1	0.3	0.5	+ 0.2		0.5	
Italy	2.1	0.5	- 1.6	7.5	4.9	- 2.6		5.7	
Norway	8.6	7.1	- 1.5	11.0	8.9	- 2.1		7.6	
Netherlands	24.7	12.3	- 12.4	30.3	15.0	- 15.3		13.1	
Poland	9.7	4.9	- 4.8	10.7	5.7	- 5.0	5.4		
Portugal	3.9	3.1	- 0.8	4.3	3.4	- 0.9	3.2		
Sweden	20.3	10.4	- 9.9	26.0	13.0	- 13.0	11.7		
Switzerland	5.9	3.9	- 2.0	6.9	4.7	- 2.2	3.5		
Czecho-Slov.	5.7	1.8	- 3.9	7.0	2.6	- 4.4	2.3		
Turkey	1.2	0.9	- 0.3	1.4	1.5	+ 0.1	2.5		
U. S. S. R.	16.5	3.5	- 13.0	25.1	3.1	- 22.0	6.4		
Ceylon	8.4	3.2	- 5.2	9.9	3.0	- 6.0	3.5		

裏
面
白
紙

China	6.3	5.8	- 0.5	7.0	6.0	- 1.0	4.1
Str. Setts.	2.0	6.4	+ 3.8	6.2	8.6	+ 2.4	7.7
Malay States	0.6	2.0	+ 2.6	2.3	3.0	+ 0.7	3.4
Brit. India	} 45.4	34.1	- 11.3	51.0	35.8	- 15.2	33.8
Burma				5.9	3.2	- 2.7	2.6
Netherl. Indies	2.6	2.8	+ 0.2	4.9	4.4	- 0.5	3.6
Iraq	2.3	1.9	- 0.4	3.5	2.5	- 1.0	2.4
Iran	6.1	2.7	- 3.4	9.3	3.3	- 6.0	5.4
Japan	9.8	3.9	- 5.9	12.0	4.7	- 7.3	2.1
Egypt	12.7	7.8	- 4.9	13.4	7.9	- 5.5	8.7
Anglo-Eg. sud.	3.7	0.9	- 2.8	4.0	1.3	- 2.7	1.2
Nigeria	6.9	6.0	- 0.9	9.2	7.3	- 1.9	4.2
Union of S. Afr.	10.1	37.6	+ 27.5	14.3	41.5	+ 27.2	39.6
Australia	36.1	32.3	- 23.8	65.0	37.5	- 27.5	38.2
New Zealand	38.4	17.3	- 21.1	43.5	20.2	- 23.3	19.2
Argentina	43.7	15.3	- 28.4	57.5	20.0	- 37.5	19.3
Brazil	9.5	4.8	- 4.7	8.1	7.0	- 1.1	5.2
Canada	71.2	23.2	- 48.0	83.6	27.6	- 56.0	22.5
Chile	3.9	1.7	- 2.2	8.0	1.9	- 6.1	1.6
Cuba	5.2	1.0	- 4.2	4.5	1.4	- 3.1	0.8
Curacao	12.5	0.3	- 12.2	16.4	0.3	- 16.1	0.6
U. S. A.	87.5	27.8	- 59.7	106.3	31.6	- 74.7	20.6
Other Brit. Countr.	31.7	27.7	- 4.0	45.2	34.9	- 10.3	33.5
Other Countries	50.0	29.2	- 20.8	56.5	34.0	- 22.5	29.9
Total	787.0	440.6	- 346.4	952.7	521.4	- 431.3	470.9

英國ノ商品別輸出入額

(單位:百萬磅)

	輸 入			輸 出		
	1936	1937	1938	1936	1937	1938
<i>Live Animals</i>	8.0	8.0	10.4	12.6	0.1	0.1
<i>Meat</i>	78.2	86.4	90.1	0.6	1.1	1.2
<i>Dairy Products</i>	66.4	71.7	79.1	4.5	1.1	1.0
<i>Fish</i>	9.0	9.7	9.7	0.2	3.7	3.9
<i>Cereals</i>	60.5	79.0	63.4	1.1	0.1	0.1
<i>Flours</i>	6.5	8.9	7.2	1.2	2.5	2.3
<i>Fruit</i>	38.7	39.2	41.6	3.9	0.5	0.4
<i>Vegetables</i>	13.3	14.0	15.4	0.1	2.7	2.4
<i>Sugar</i>	17.7	22.5	21.8	2.4	3.9	3.9
<i>Coffee, Tea</i>	26.9	31.3	31.4	0.5	1.1	0.9
<i>Beverages</i>	11.8	11.0	9.3	2.4	14.5	12.9
<i>Fodder, etc.</i>	8.0	10.9	10.9	3.8	0.6	0.7
<i>Tobacco</i>	17.6	17.5	22.6	1.0	5.0	4.9
<u>Food</u>	362.6	410.1	412.9	34.3	37.1	34.7
<i>Oil-seeds</i>	14.1	17.5	14.7	0	0.1	0
<i>Oils</i>	14.2	16.4	14.0	4.6	5.5	3.9
<u>Fats</u>	28.3	33.9	28.7	4.6	5.6	3.9
<i>Chemicals</i>	13.1	15.4	13.8	12.1	13.6	12.6
<i>Paints, etc.</i>	4.3	4.5	4.0	6.0	7.0	6.0
<i>Perfumery</i>	1.5	1.8	2.2	3.6	4.1	3.9
<i>Fertilisers</i>	2.3	2.4	2.6	2.2	2.9	3.0
<u>Chemic., etc.</u>	21.2	24.1	22.6	23.9	27.6	25.5
<u>Rubber</u>	0.3	8.8	9.9	4.8	5.9	5.2
<u>Wood</u>	51.6	71.0	49.8	1.4	1.6	1.4

裏面白紙

<u>Paper</u>	24.2	30.7	29.1	7.4	9.2	7.5
Unmanufact.	15.5	17.7	10.5	4.4	5.5	3.7
Manufact.	0.4	0.5	0.3	0.8	1.0	0.9
Furs	4.6	5.8	4.3	2.8	3.0	2.5
<u>Hides, etc.</u>	20.5	24.0	15.1	8.0	9.5	7.1
Fibres	88.0	97.3	69.3	14.8	16.4	11.5
Yarns	2.9	3.3	3.3	25.2	28.4	21.2
Piece Goods	10.4	12.5	11.3	72.8	82.2	59.9
Technical	0.5	0.7	0.6	5.0	5.9	5.1
<u>Textiles</u>	101.8	113.8	84.5	117.8	132.9	97.7
of Textile	6.1	6.9	6.6	10.6	11.0	9.1
of Fur	0.9	1.2	1.1	0.3	0.3	0.2
Footwear	2.2	2.4	2.7	2.0	2.1	1.9
Textiles n. e. s.	2.5	2.6	2.3	6.9	7.5	6.1
<u>Clothing</u>	11.7	13.1	12.7	19.8	20.9	17.3
<u>Fuel</u>	37.5	48.4	47.1	38.6	49.5	47.1
Crude	3.9	4.7	4.5	3.0	3.3	3.1
Petroleum	1.3	1.4	1.1	3.8	4.2	4.0
Glass	3.9	4.1	3.7	1.6	1.8	1.6
Manuf. n. e. s.	1.3	1.6	1.4	1.6	2.1	1.9
<u>Minerals</u>	10.4	11.8	10.7	10.0	11.4	10.6
<u>Jewellery</u>	1.4	3.2	3.5	0.4	0.5	0.5
Ores	15.9	23.6	19.6	0.8	1.1	0.7
Iron, Steel	12.3	21.2	15.3	27.4	38.3	30.6
Non-Ferrous	2.61	40.7	30.3	11.2	14.8	11.4
Manufactures	6.6	8.2	7.1	18.4	22.4	21.7
<u>Metals</u>	60.9	93.7	72.3	57.8	76.6	64.4

<i>Not Electrical</i>	16.1	21.6	19.5	35.8	42.8	49.4
<i>Electrical</i>	4.3	5.0	3.8	15.4	19.0	22.1
<i>Vehicles</i>	5.0	6.4	4.2	28.4	36.0	40.5
<i>Machinery</i>	25.4	33.0	27.5	79.6	97.8	112.0
<i>Crude</i>	11.7	14.1	13.2	2.2	2.3	2.2
<i>Manufactured</i>	16.8	18.2	18.3	27.8	30.7	31.6
<i>Miscellaneous</i>	28.5	32.3	31.5	30.0	33.0	33.8
<i>Not Classified</i>	0.7	0.8	0.9	2.2	2.3	2.2
<i>Total</i>	787.0	952.7	858.8	440.6	521.4	470.9
<i>Gold</i>	331.3	315.3	257.7	104.7	225.4	331.6
<i>Grand Total</i>	1,118.3	1,268.0	1,116.5	545.3	746.8	802.5

裏面白紙

乙 號

United Kingdom

Trade in Merchandise and Silver Coin and Bullion

(單位・百萬磅)

	1929	1930	1931	1932	1933	1934	1935	1936	1937	1938
<u>Imports;</u>										
Merchandise proper	1,220.8	1,044.0	861.3	701.7	675.0	731.4	756.0	847.8	1,027.8	920.4
Silver Bullion & Specie	8.3	8.5	8.4	7.8	10.4	22.2	40.5	17.1	20.3	18.1
Total	1,229.1	1,052.5	869.7	709.5	685.4	753.6	796.5	864.9	1,048.1	938.5
<u>Exports and Re-Exports;</u>										
Merchandise proper	832.0	657.6	454.5	416.0	417.0	447.2	481.1	501.4	596.5	532.5
Silver Bullion & Specie	9.1	8.4	6.8	6.0	5.3	12.5	54.9	18.1	9.8	29.3
Total	848.1	666.0	461.3	422.0	422.3	459.7	536.0	519.5	606.3	561.8
<u>Excess of Imports</u> over Exports	381.0	386.5	408.4	287.5	263.1	293.9	260.5	345.4	441.8	376.7

裏
面
白
紙

United KingdomBalance of Income and Expenditure in the Transactionsbetween The U.K. and all other Countries (except Lending & Repayment of Capital)

(単位: 百万ポンド)

	1929	1930	1931	1932	1933	1934	1935	1936	1937	1938
1. Excess of Imports of Merchandise including Silver coin & Bullion	381	386	408	287	263	294	261	345	442	377
2. Estimated excess of Gov. Receipts from Overseas over Payments	24	19	14	- 24	- 2	7	- 2	- 3	- 4	- 13
3. Estimated Net National Shipping Income	130	105	80	70	65	70	70	85	130	100
4. Estimated Net Income from Oversea Investments	250	220	170	150	160	170	185	200	210	200
5. Estimated Net Receipts from Com'n, Insurance, etc.	65	55	30	25	30	30	30	35	40	35
6. Estimated Net Receipts from other sources	15	15	10	15	10	10	10	10	10	0
Total, 2-6	484	414	304	236	263	287	293	327	386	322
Estimated Credit or Debit Balance on account of Goods, Services and Gov. Capital Transactions	+ 103	+ 28	- 104	- 51	0	- 7	+ 32	- 18	- 56	- 55
Excess of Exports (+) or Imports (-) of Gold	+ 15	- 5	+ 35	- 15	- 196	- 133	- 70	- 228	- 79	+ 63
Estimated Credit or Debit on All Items	+ 118	+ 23	- 69	- 66	- 196	- 140	- 38	- 246	- 135	+ 8
New Oversea Capital Issues on London Market in Year	94	109	46	29	38	43	21	26	32	25

裏面白紙

United KingdomGold

(單位:百萬磅)

	1929	1930	1931	1932	1933	1934	1935	1936	1937	1938
<u>Imports.</u> as recorded	62.4	86.7	98.3	152.2	251.6	262.5	244.1	314.3	295.1	239.6
<u>Exports.</u> as recorded	77.6	81.8	132.9	134.3	60.3	128.7	174.0	86.6	215.5	302.3
<i>Excess of Imp. (-) or Exp. (+)</i>										
as recorded	+ 15.2	- 4.9	+ 34.6	- 17.9	- 191.3	- 133.8	- 70.1	- 227.7	- 79.6	+ 62.7
Revalued in Sterling	+ 15.2	- 4.9	+ 34.6	- 15.0	- 196.0	- 132.5	- 70.5	- 228.0	- 75.0	+ 62.7

裏面
白紙

United KingdomLoans to Oversea Governments & Income

(單位・百萬磅)

	1928	1929	1930	1931	1932	1933	1934	1935	1936	1937
<u>Loans to; Dominion & Colonial Gov.</u>	1,036	1,061	1,080	1,104	1,109	1,147	1,163	1,157	1,100	1,089
Foreign Gov.	364	351	357	337	323	333	336	346	341	336
<u>Income from Loans to;</u>										
Domin. & Colon. Gov.	43.8	46.4	46.9	48.4	48.9	49.1	49.1	48.2	46.4	42.9
Foreign Gov.	18.1	18.3	17.8	17.5	13.5	12.0	12.0	12.3	12.5	11.7

裏面白紙

United Kingdom

Summary of British Foreign Investments & Receipts thereof

(單位・百萬磅)

		1929	1930	1931	1932	1933	1934	1935	1936	1937
1. Loans to Central & Local Governments	Capital	1,412.4	1,437.3	1,440.9	1,431.9	1,479.6	1,499.2	1,503.1	1,441.2	1,425.2
	Repayment	30.4	19.7	16.3	39.7	49.4	23.2	56.2	87.5	27.7
	Income	64.7	64.7	65.9	62.4	61.1	61.1	60.5	58.9	54.6
2. Investments in British Companies operating abroad	Capital	1,186.8	1,204.7	1,210.3	1,204.8	1,210.8	1,228.1	1,236.4	1,219.7	1,210.0
	Repayment	8.9	9.5	4.9	4.8	7.8	13.3	12.4	12.5	24.5
	Income	86.0	76.5	48.7	42.5	41.9	45.5	51.8	57.0	71.4
3. Investments in Foreign & Colonial Companies	Capital	838.8	782.6	759.3	719.2	694.8	686.7	698.3	702.7	718.3
	Repayment	9.6	9.7	5.6	3.6	9.6	5.5	12.6	6.5	9.3
	Income	61.7	51.0	40.9	39.2	35.3	39.8	43.4	48.5	50.6
4. Investments not covered by the enquiry	Capital	300	300	290	285	280	300	350	400	400
	Repayment	0	0	0	0	0	0	0	0	0
	Income	18.5	16.8	13.2	12.3	11.4	12.8	15.9	19.6	21.1
Total	Capital	3,738.0	3,724.6	3,700.5	3,640.9	3,665.2	3,714.0	3,787.8	3,763.6	3,753.5
	Repayment	48.5	38.9	26.8	48.1	66.8	42.0	81.2	106.5	61.5
	Income	230.9	209.0	168.7	156.4	149.7	159.2	171.6	184.0	197.7
Income as percentage of capital		6.18	5.61	4.56	4.30	4.08	4.29	4.53	4.89	5.27

裏面白紙

甲 號 愛 蘭 〃 收 支

(單位・千磅)

	商 品			Bullion & Specie			總 計 收 支
	輸 入	輸 出	殘	輸 入	輸 出	殘	
1936	39,378	21,971	- 17,407	101	159	+ 58	- 17,349
1937	43,493	22,234	- 21,259	116	182	+ 66	- 21,193
1938	41,042	23,879	- 17,163	unknown			

裏面白紙

國別貿易額

(商 品)

(單位・千磅)

	1936			1937			1938		
	輸 入	輸 出	差	輸 入	輸 出	差	輸 入	輸 出	差
Germany	1,379	640	- 739	1,431	840	- 591	1,453	916	- 537
Belgium	1,155	247	- 908	1,243	205	- 1,038	1,030	94	- 936
Finland	354	3	- 351	381	7	- 374	420	1	- 419
France	460	49	- 411	437	31	- 406	557	74	- 483
Netherlands	488	96	- 392	532	102	- 430	472	82	- 390
Poland	203	4	- 199	259	16	- 243	163	3	- 160
United Kingdom	21,253	20,594	- 659	22,069	20,742	- 1,327	20,893	22,449	+ 1,556
Sweden	466	24	- 442	556	27	- 529	468	12	- 456
Czecho-slovakia	299	28	- 271	253	25	- 228	219	7	- 212
U. S. S. R.	462	24	- 438	670	0	- 670	307	15	- 292
India	1,272	47	- 1,225	1,786	46	- 1,740	1,619	37	- 1,582
Netherl. Indies	396	3	- 393	495	1	- 494	393	3	- 390
Japan	408	0	- 408	517	1	- 516	376	0	- 376
Australia	1,700	11	- 1,689	1,702	9	- 1,693	1,026	8	- 1,018
Argentina	1,152	5	- 1,147	2,260	66	- 2,194	1,412	27	- 1,385
Canada	1,608	46	- 1,562	1,905	50	- 1,855	1,552	31	- 1,521
U. S. A.	3,080	275	- 2,805	2,907	238	- 2,669	4,705	118	- 4,587
Other Countries	3,778	410	- 3,368	4,705	443	- 4,262	4,340	365	- 3,975
Total	39,913	22,506	-17,407	44,108	22,849	-21,259	41,405	24,242	-17,163

裏面白紙

愛蘭ノ商品別輸出入額

(単位:百萬)

	輸 入			輸 出		
	1935	1936	1937	1935	1936	1937
<i>Live Animals</i>	0.01	0.01	0.09	6.24	7.00	7.52
<i>Meat</i>	0.08	0.05	0.06	2.46	2.54	2.45
<i>Wairy Products</i>	0.01	0.03	0.10	2.92	3.24	2.79
<i>Fish</i>	0.27	0.29	0.32	0.27	0.26	0.17
<i>Cereals</i>	3.70	4.22	5.70	0	0	0.01
<i>Flours</i>	0.43	0.31	0.28	0.31	0.32	0.28
<i>Fruits</i>	1.07	1.11	1.09	0.01	0.01	0.01
<i>Vegetables</i>	0.50	0.54	0.48	0.03	0.15	0.15
<i>Sugar</i>	0.36	0.31	0.26	0	0	0
<i>Coffee, Tea</i>	1.65	1.60	2.00	0.01	0	0
<i>Beverages</i>	0.57	0.82	0.86	3.84	3.67	3.40
<i>Fodder, etc.</i>	0.24	0.16	0.32	0.08	0.10	0.09
<i>Tobacco</i>	0.77	1.07	0.62	0	0	0
<u>Food</u>	9.66	10.52	12.18	16.17	17.29	16.87
<i>oil seeds</i>	0.03	0.12	0.19	0	0	0
<i>oils</i>	0.41	0.37	0.39	0.17	0.18	0.19
<u>Fats</u>	0.44	0.49	0.58	0.17	0.18	0.19
<i>Chemicals</i>	0.85	0.85	0.89	0.02	0.01	0.01
<i>Paints, etc.</i>	0.27	0.31	0.30	0	0	0
<i>Perfumery</i>	0.12	0.08	0.09	0.02	0.02	0.02
<i>Fertilisers</i>	0.41	0.46	0.51	0	0	0
<u>Chemical, etc.</u>	1.65	1.70	1.79	0.04	0.03	0.03
<u>Rubber</u>	0.34	0.20	0.26	0	0	0.01
<u>Woods</u>	1.25	1.44	1.90	0.05	0.07	0.03

裏面白紙

<u>Paper</u>	1.20	1.26	1.34	0.01	0.02	0.02
Unmanufactured	0.74	0.81	0.72	0.30	0.36	0.42
Manufactured	0.08	0.07	0.07	0	0	0
Furs	0.06	0.08	0.06	0.02	0.05	0.06
<u>Hides, etc.</u>	0.88	0.96	0.85	0.32	0.41	0.48
Fibres	0.16	0.22	0.27	0.60	0.84	0.97
Yarns	1.09	1.16	1.35	0.01	0.01	0.01
Piece Goods	2.64	2.77	2.80	0.24	0.23	0.21
Technical	0.30	0.29	0.25	0	0	0
<u>Textiles</u>	4.21	4.44	4.67	0.85	1.08	1.19
of Textile	1.36	1.27	1.21	0.04	0.04	0.03
of Fur	0.06	0.06	0.06	0	0	0
Footwear	0.61	0.49	0.25	0	0	0
Textiles, n.e.s. *	0.49	0.38	0.33	0.03	0.03	0.02
<u>Clothing</u>	2.52	4.45	1.85	0.07	0.07	0.05
<u>Fuel</u>	3.85	4.45	5.15	0.03	0.04	0.04
Crude	0.54	0.60	0.71	0.02	0.02	0.02
Pottery	0.32	0.31	0.31	0	0	0
Glass	0.24	0.27	0.23	0.01	0.01	0.02
Manuf. n.e.s. *	0.15	0.16	0.15	0	0.01	0.01
<u>Minerals</u>	1.25	1.34	1.40	0.03	0.04	0.05
<u>Jewellery</u>	0.03	0.02	0.03	0	0	0
Ores	0.03	0.04	0.05	0.01	0.01	0.01
Iron, steel	0.95	1.06	1.22	0.07	0.08	0.15
Non-Ferrous	0.16	0.22	0.31	0.05	0.07	0.08
Manufactures	1.78	1.74	1.80	0.01	0.01	0.01
<u>Metals</u>	2.94	3.06	3.38	0.14	0.17	0.25

裏面白紙

<i>Not Electrical</i>	1.54	1.69	1.88	0.01	0.02	0.02
<i>Electrical</i>	1.00	1.08	1.20	0	0	0
<i>Vehicles</i>	1.73	2.04	2.39	0.02	0.01	0.02
<i>Machinery</i>	4.27	4.81	5.47	0.03	0.03	0.04
<i>Crude</i>	0.66	0.73	0.73	0.91	1.72	1.97
<i>Manufactured</i>	1.85	1.88	2.05	0.39	0.38	0.39
<i>Miscellaneous</i>	2.51	2.61	2.78	1.30	2.10	2.36
<i>Returned</i>	0.35	0.41	0.48	0.40	0.44	0.57
<i>Total</i>	37.35	39.91	44.11	19.61	21.97	22.23
<i>Gold</i>	0.11	0.10	0.12	0.15	0.16	0.18
<i>Grand Total</i>	37.46	40.01	44.23	19.76	22.13	22.41

* N. e. s. Not elsewhere specified or included

裏
面
白
紙

乙 號

Ireland

Summary Table

(單位・千磅)

	Goods, Service and Gold					Capital Items	All Items
	Merchand.	Int. & Divid.	Other serv.	Gold	Total		
1931 Balance	+ 14,132	+ 5,700	+ 5,097	+ 39	- 3,296	- 1,533	- 4,829
1933 "	- 16,791	+ 6,000	+ 9,502	+ 1	- 1,288	+ 3,687	+ 2,399
1934 "	- 21,218	+ 6,300	+ 8,590	+ 1	- 6,327	+ 4,341	- 1,986
1935 "	- 17,459	+ 5,600	+ 8,182	+ 1	- 3,676	- 587	- 4,263
1936 Credit	22,506	13,500	9,483	14	45,503	9,180	54,683
Debit	39,914	8,300	921	4	49,139	11,668	60,807
Balance	- 17,408	+ 5,200	+ 8,562	+ 10	- 3,636	- 2,488	- 6,124
1937 Credit	22,849	13,400	9,546	32	45,827	12,078	57,905
Debit	44,121	8,100	954		53,175	10,004	63,179
Balance	- 21,272	+ 5,300	+ 8,592	+ 32	- 7,348	+ 2,074	- 5,274
1938 Credit	24,242	13,500	9,206	5	46,953	16,082	63,035
Debit	41,444	7,300	1,026	1,998	51,768	16,592	68,360
Balance	- 17,202	+ 6,200	+ 8,180	- 1,993	- 4,815	- 510	- 5,325

裏面白紙

Ireland
Goods, Service and Gold

(單位・千磅)

	Credit (Export)					Debit (Import)				
	1934	1935	1936	1937	1938	1934	1935	1936	1937	1938
1. Merchandise										
Merchandise	17,925	19,920	22,506	22,849	24,242	39,143	37,379	39,914	44,121	41,444
2. Interest & Divid.										
Int. on Long-Term Cap. & Dividends	141.00	13,700	13,500	13,400	13,500	7,800	8,100	8,300	8,100	7,300
3. Other Services										
Port Fee	250	250	260	265	260					
Post, Telegraph, Telephone	92	88	93	95	90	227	256	228	221	221
Emigrants Funds						45	45	55	54	77
" Remitt.	2,791	2,901	3,094	3,022	3,030					
U.S. Tourists Expend.	400	400	400	450	400					
Foreign Univ. Students	50	50	50	50	50					
Diplomatic Expend.	77	78	78	78	78	59	55	50	69	55
Pay. to British Gov.						249	249	250	250	250
Gov. Receipt. & Exp.	40	39	33			161	160	173	160	217
Pensions from B. Gov.	2,803	2,707	2,625	2,547	2,443					
Film Royalty						165	135	164	200	216

裏面白紙

Hospitals Sweepstakes	2,958	2,437	2,714	2,909	2,698					
Exp. on Lights Serv.	135	132	136	160	157					
4. Gold										
Coin & Bullion	1	1	14	32	5			4		
Earmark										1,998
Total	41,522	42,703	35,503	45,827	46,953	47,849	46,379	49,139	53,175	51,768
Goods & Service	- 6,328	- 3,677	- 3,646	- 7,380	- 2,822					
Gold	+ 1	+ 1	+ 10	+ 32	- 1,993					
In all	- 6,327	- 3,676	- 3,636	- 7,348	- 4,815					

甲 號
加 奈 陀 / 收 支

(單位・千布)

	Merchandise			Bullion and specie			Total Balance	Re-Exp.
	Import	Export	Balance	Import	Export	Balance		
1936	635,191	943,716	+ 308,525	1,706	77,235	+ 75,529	+ 384,054	12,697
1937	808,896	1,004,468	+ 195,572	1,274	119,182	+ 117,908	+ 313,480	14,755
1938	677,451	845,777	+ 168,326	59,311	129,802	+ 70,491	+ 238,817	11,100

裏面白紙

加 奈 陀 ノ 國 別 貿 易 額

(金銀ヲ含マズ)

(單位・百萬弗)

	1936		1937		1938		
	Import	Export	Import	Export	Import	Export	Balance
Germany	11.2	6.8	12.0	11.7	9.9	18.3	+ 8.4
Belgium	6.1	23.0	7.9	17.1	6.2	9.6	+ 3.4
Spain	1.1	0.5	0.9		0.8	0.1	- 0.7
France	6.5	10.8	6.7	8.4	6.1	9.2	+ 3.1
Greece	0.1	3.5	0.1	0.4		1.6	+ 1.6
Ireland	0.1	3.7		4.4		4.4	+ 4.4
Italy	1.2	4.1	3.4	2.7	2.6	1.7	- 0.9
Norway	0.7	6.6	0.8	6.2	0.7	7.9	+ 7.2
Netherlands	4.5	11.9	3.4	12.5	3.8	10.3	+ 6.5
United Kingdom	123.0	399.8	147.3	404.6	119.3	339.7	+ 220.4
Sweden	1.7	3.4	2.4	3.0	2.1	5.4	+ 3.3
Switzerland	2.6	0.4	3.4	0.6	3.5	0.7	- 2.8
Czecho-Slovakia	2.2	0.2	2.9	0.9	2.5	3.2	+ 0.7
China	3.7	4.7	4.5	4.2	2.5	2.9	+ 0.4
India	} 8.2	2.5	9.5	4.7	8.2	2.9	- 5.3
Burma					0.3	0.1	- 0.2
Brit. East Ind., other	13.6	1.5	22.2	3.0	14.1	2.6	- 11.5
Japan	4.3	19.8	5.9	25.9	4.6	21.1	+ 16.5

裏
面
白
紙

<i>Australia</i>	8.9	26.2	12.1	30.6	9.0	33.0	+	24.0
<i>New Zealand</i>	4.6	12.5	7.6	14.7	4.6	16.4	+	11.8
<i>Brit. S. Africa</i>	2.1	14.7	8.2	16.6	2.0	15.5	+	13.5
<i>Brit. Afr., other</i>	4.8	2.1	6.0	3.3	2.8	2.2	-	0.6
<i>Brit. W. Indies</i>	13.5	9.9	12.3	12.7	13.1	12.4	-	0.7
<i>Argentina</i>	10.8	3.4	6.2	7.3	2.1	4.7	+	2.6
<i>Cuba</i>	0.5	1.3	0.8	1.9	0.4	1.2	+	0.8
<i>U. S. A.</i>	369.1	406.7	490.5	470.2	424.8	345.9	-	78.9
<i>Porto Rico</i>		0.3		0.4		0.3	+	0.3
<i>Peru</i>	5.5	1.0	4.6	1.2	3.0	0.9	-	2.1
<i>Other Countries</i>	24.6	33.9	27.3	41.0	29.5	39.2	+	10.7
<i>Total</i>	635.2	1,017.2	808.9	1,110.2	677.5	913.4	+	235.9

裏面白紙

加 奈 院 ノ 商 品 別 貿 易 額

(金 銀 ヲ 含 ム)

(単 位 ・ 百 萬 弗)

	Imports				Exports			
	1935	1936	1937	1938	1935	1936	1937	1938
Fuel	85.7	99.2	106.8	101.4	282.3	415.4	328.4	261.5
Fats	13.3	14.1	20.2	14.4	3.4	5.4	5.2	3.1
Chemicals, etc.	32.9	35.0	41.7	38.6	21.2	24.8	30.0	24.5
Rubber	9.1	12.0	12.2	11.0	8.3	8.8	11.5	9.6
Wood	6.7	8.5	11.3	9.3	53.4	67.2	84.0	70.1
Paper	6.9	7.9	9.6	8.4	121.6	142.1	178.0	140.6
Hides, etc.	12.5	14.0	17.6	10.7	22.7	27.4	26.9	21.2
Textiles	75.4	88.8	103.3	76.8	5.4	6.5	6.7	5.3
Clothing	12.7	14.2	16.5	15.2	9.9	12.9	16.3	15.1
Fuel	81.9	89.4	101.6	95.0	7.2	7.9	8.1	7.8
Jewellery	7.5	5.3	4.9	3.9	118.0	92.4	131.8	98.9
Minerals	19.6	23.5	31.6	24.7	10.0	14.5	20.2	17.6
Metals	63.0	69.9	105.1	73.1	106.0	129.8	187.6	167.0
Machinery	76.2	97.1	150.6	126.9	41.2	40.4	53.9	51.7
Miscellaneous	33.7	39.1	48.7	46.5	10.3	14.1	15.4	13.7
Returned	13.3	17.2	20.2	21.6	4.4	5.6	6.2	5.7
Total	550.3	635.2	808.0	677.5	825.3	1,015.2	1,110.2	913.4
Gold	1.2	1.7	1.3	59.3		0.1	0.1	
Grand Total	551.5	636.9	810.2	736.8	825.3	1,015.3	1,110.3	913.4

裏面白紙

乙 號

Canada

Summary Table

(單位: 百萬カナダ幣)

		Merchand.	Interest & Dividends	Other Services	Gold	Total	Capital Items	All Items
1927	Balance	+ 83.5	- 218.1	+ 171.8	+ 25.5	+ 62.7	- 11.0	+ 51.7
1928	"	+ 63.5	- 226.5	+ 204.7	+ 89.2	+ 130.9	- 86.7	+ 44.2
1929	"	- 215.9	- 260.1	+ 210.0	+ 74.5	- 191.5	- 163.6	- 27.9
1930	"	- 188.6	- 288.6	+ 194.3	+ 2.7	- 280.2	+ 309.0	+ 28.8
1931	"	- 69.8	- 279.8	+ 184.7	+ 89.7	- 75.2	+ 34.4	- 40.8
1932	"	+ 26.0	- 261.8	+ 142.7	+ 72.8	- 20.3	- 11.4	- 31.7
1933	"	+ 103.1	- 244.3	+ 55.3	+ 87.8	+ 21.9	- 32.4	- 10.5
1934	"	+ 96.0	- 211.6	+ 80.8	+ 109.6	+ 74.8	- 115.8	- 41.0
1935	"	+ 147.1	- 208.6	+ 122.3	+ 116.1	+ 176.9	- 173.5	+ 3.4
1936	Credit	990.3	76.2	510.8	132.0	1,509.3	550.2	2,059.5
	Debit	723.7	310.0	166.1	1.0	1,200.8	803.9	2,004.7
	Balance	+ 266.6	- 233.8	+ 144.7	+ 131.0	+ 308.5	- 253.7	+ 54.8
1937	Credit	1,068.6	78.8	372.5	145.1	1,665.2	620.1	2,285.3
	Debit	933.6	325.0	188.3	0.1	1,447.0	814.9	2,265.9
	Balance	+ 135.2	- 246.2	+ 184.2	+ 145.0	+ 218.2	- 198.8	+ 19.4
1938	Credit	882.4	70.0	357.2	214.3	1,523.0	456.9	1,980.8
	Debit	787.5	312.0	181.8	57.8	1,339.1	617.0	1,956.1
	Balance	+ 94.9	- 242.0	+ 175.4	+ 156.5	+ 184.8	- 160.1	+ 24.7

裏面白紙

Canada
Goods, Services and Gold

(単位: 百万カナダ幣)

	Credit (Exports)				Debit (Imports)			
	1935	1936	1937	1938	1935	1936	1937	1938
1. Merchandise								
1. Merchand: Proper	742.4	956.4	1,019.3	856.9	550.3	635.2	808.9	677.5
Silver & other coin	0.9	1.0	1.4	1.5	0.8	1.0	1.2	1.5
2. Deduction on Gold item	- 4.3	- 5.9	- 7.1	- 8.2				
3. Adjustment on Imports					- 1.1	- 1.7	- 6.2	
4. Deduction on miscel items	- 3.4	- 3.6	- 3.9	- 3.2	- 8.2	- 9.1	- 9.8	- 12.5
5. Imports of Ships					0.5	0.3	2.3	
6. Import Freights					82.3	98.0	137.2	121.0
7. Export "	29.3	36.0	39.1	35.4				
2. Interest & Dividends								
8. Received & Paid	62.0	76.2	73.3	70.0	270.6	310.0	325.0	312.0
3. Other Services								
9. Shipping Earnings	20.0	22.2	50.0	65.6				
10. Receipts from Transit	18.9	21.0	22.6					
11. Immigrants Funds	1.7	1.7	1.6		3.1	3.1	4.1	
12. Earnings of Canad. in u.s.	3.8	3.6	4.9		1.5	1.7	1.7	

裏面白紙

(55)

13. Immigrants Rimit.	6.3	7.1	7.5	24.6	15.0	18.0	22.0	59.8
14. Charit. & Mission. Contrib.	1.0	1.0	0.9		2.0	2.0	2.0	
15. Tourists Expenditure	214.8	251.3	294.7	267.0	95.6	110.4	124.4	122.0
17. Gov. Receipt & Expend.	5.6	6.5	7.6		10.9	11.0	11.1	
18. Advertising	1.7	1.8	2.7		1.4	1.4	2.5	
19. Film Royalties					3.2	3.5	4.5	
20. Miscell. payments					12.0	15.0	16.0	
4. Gold								
21. Coin & Bullion	109.9	82.1	124.9	136.5	0.6	0.7	0.1	57.8
22. Unrecorded	6.8	49.9	20.2	77.8		0.3		
Total	1,217.4	1,509.3	1,665.2	1,523.9	1,040.5	1,200.8	1,447.0	1,339.1
Good & Services	+ 60.8	+ 177.5	+ 73.2	+ 28.3				
Gold	+ 116.1	+ 131.0	+ 145.0	+ 156.5				
In all	+ 176.9	+ 308.5	+ 218.2	+ 184.8				

裏面白紙

Canada
International Indebtedness

(単位:百万カナダ幣)

	Foreign Investments in Canada				Canadian Investments Abroad			
	By U. K.	By U. S.	By other Countries	Total	In U. K.	In U. S.	In other Countries	Total
End of 1926	2,597.8	3,161.2	131.7	5,890.7	59.6	778.0	515.2	1,352.8
" 1927	2,628.3	3,423.8	132.2	6,184.3	61.2	870.6	582.5	1,514.3
" 1928	2,693.6	3,664.6	140.7	6,498.9	53.3	917.7	621.2	1,592.2
" 1929	2,764.2	3,926.5	145.0	6,835.7	50.6	929.8	648.4	1,628.8
" 1930	2,766.0	4,298.4	131.5	7,195.9	67.7	933.1	651.8	1,652.6
" 1931	2,687.1	4,254.5	126.2	7,067.8	50.6	928.8	659.1	1,638.5
" 1932	2,631.7	4,198.3	124.2	6,954.2	44.7	906.1	637.7	1,588.5
" 1933	2,674.4	4,115.2	124.3	6,913.9	49.0	875.7	645.5	1,570.2
" 1934	2,729.5	4,112.1	123.5	6,965.1	47.4	921.1	636.9	1,605.4
" 1935	2,729.3	4,044.6	123.6	6,897.5	50.8	963.4	625.7	1,639.9
" 1936	2,718.9	3,974.0	125.7	6,822.6	49.8	1,049.1	613.4	1,712.3
" 1937	2,684.8	3,932.4	147.8	6,765.0	40.9	1,097.6	619.4	1,757.9

裏面白紙

甲 疏

遠 洲 入 政 支

單位・千磅(英)
年度八七月到六月迄

	Merchandise			Bullion and Specie			Total Balance	Re-export
	Import	Export	Balance	Import	Export	Balance		
1934 - 5	71,374	81,242	+ 9,868	1,698	8,365	+ 6,667	+ 16,535	1,047
1935 - 6	82,256	97,264	+ 15,008	1,731	10,843	+ 9,112	+ 24,120	1,265
1936 - 7	89,096	116,506	+ 27,410	2,049	11,663	+ 9,614	+ 37,024	1,495
1937 - 8	110,185	110,733	+ 548	2,242	13,556	+ 11,314	+ 11,362	1,548

裏面白紙

濠洲 / 國別貿易動向

(金, 銀, 地金 7 分ム)

単位: 千磅
 年度: 1937 年
 地域: 濠洲, 南洋

	1936 - 7				1937 - 8							
	Import		Export		Balance		Import		Export		Balance	
	£	£	£	£	£	£	£	£	£	£	£	£
Germany	3,597	4,239	-	212	4,171	4,415	-	650				
Belgium	783	9,424	+	6,741	1,141	5,686	+	3,399				
France	866	7,933	+	5,468	965	11,056	+	7,863				
Ireland	1	1,435	+	1,144	2	232	+	193				
Italy	410	5,332	+	3,547	845	2,644	-	638				
Netherlands	679	1,983	+	904	656	780	-	34				
United Kingdom	38,360	78,327	+	24,368	46,229	86,360	+	22,734				
Sweden	1,049	345	-	733	1,554	473	-	1,174				
Switzerland	600	183	-	433	874	123	-	775				
Seylon	1,010	928	-	269	890	871	-	195				
China	705	983	+	82	618	807	+	27				
S. Malaya	854	1,728	+	526	1,024	2,064	+	624				
Hong Kong	40	803	+	601	37	1,049	+	200				
S. India	2,976	1,087	-	2,108	3,077	1,104	-	2,193				
Burma					21	95	+	56				
Neth. Indies	6,176	1,395	-	5,062	7,531	1,468	-	6,359				
Japan	4,004	9,706	+	3,745	6,349	5,900	+	1,266				
New Zealand	1,543	5,686	+	2,997	1,950	7,110	+	3,687				
South Africa	251	406	+	74	291	713	+	279				
Egypt	10	562	+	439	28	641	+	484				
Canada	6,072	2,264	-	4,264	8,045	2,250	-	6,249				
U. S. A.	12,959	18,763	+	2,033	17,759	10,860	-	9,077				
Other Countries	7,390	7,541	-	1,370	7,327	10,683	+	417				
Total	90,535	161,557	+	38,478	111,421	157,580	+	14,416				

(53)

裏面白紙

濠洲商出別貿易額

單位：百萬磅
 £ A 濠洲磅
 £ B 八次磅

	Imports			Exports			Re-Exports		
	1935	1936	1937	1935	1936	1937	1935	1936	1937
	£ B	£ B	£ B	£ A	£ A	£ A	£ A	£ A	£ A
Food	6.71	7.00	7.67	46.34	48.42	61.45	0.18	0.19	0.22
Tast	1.11	1.28	1.55	1.15	0.83	1.03	0.01	0.01	0.02
Chemicals, etc	4.39	4.78	5.47	0.82	0.95	1.19	0.04	0.05	0.05
Rubber	0.77	1.29	2.14	0.07	0.08	0.09			0.02
Wood	2.11	1.99	2.73	1.03	1.08	1.34	0.03	0.03	0.04
Paper	3.90	4.63	5.05	0.18	0.28	0.34	0.02	0.02	0.03
Hides, etc	0.81	0.77	0.98	5.40	7.28	8.56	0.01	0.01	0.02
Textiles	14.05	14.89	17.11	48.65	57.01	58.02	0.12	0.15	0.18
Clothing	3.92	4.30	4.27	0.22	0.26	0.31	0.09	0.12	0.09
Fuel	5.78	6.79	8.66	0.33	0.33	0.40	0.03	0.12	0.21
Minerals	2.31	2.69	2.91	0.20	0.23	0.22	0.01	0.01	0.01
Jewellery	0.31	0.28	0.32	0.23	0.44	0.64	0.08	0.06	0.04
Metals	7.44	8.16	9.52	6.54	7.81	11.43	0.13	0.16	0.15
Machinery	15.82	19.45	23.67	0.57	0.57	0.97	0.32	0.32	0.39
Miscellaneous	6.02	6.41	6.83	1.23	1.39	1.68	0.30	0.33	0.35
Returned	2.38	2.48	2.82	0.32	0.36	0.37	0.12	0.16	0.09
Total	77.83	87.19	101.65	113.28	127.51	148.04	1.49	1.74	1.91
Gold	1.74	1.88	2.00	10.15	11.00	14.31	1.72	1.88	1.88
Grand Total	79.57	89.07	103.65	123.43	138.51	162.35	3.21	3.62	3.79

裏面白紙

甲 號

印 度 / 收 支

(地金銀及貨幣ノ合入)

(單位・千圓)

	Merchandise			Bullion & Specie			Total Balance
	Imports	Exports	Balance	Imports	Exports	Balance	
1936	1,223,550	1,806,076	+ 582,526	167,236	335,029	+ 167,793	+ 750,319
1937	1,594,959	2,025,860	+ 430,901	88,144	193,774	+ 105,630	+ 536,531
1938	1,502,089	1,622,424	+ 120,335	32,010	168,538	+ 136,528	+ 256,863

裏
面
白
紙

印度ノ國別貿易額

(金銀ヲ含マズ)

(單位:十萬圓)

	1936			1937			1938		
	Import	Export	Balance	Import	Export	Balance	Import	Export	Balance
Germany	1,217	969	- 248	1,518	1,152	- 366	1,286	793	+ 493
Belgium	281	634	+ 353	330	775	+ 445	296	412	+ 116
Spain	15	109	+ 94	20	14	- 6	11	22	+ 11
France	116	776	+ 660	151	668	+ 517	135	583	+ 448
Italy	79	306	+ 227	256	692	+ 436	265	304	+ 39
Netherlands	128	476	+ 348	147	528	+ 381	142	368	+ 226
U. Kingdom	4,860	5,996	+ 1,136	5,200	6,545	+ 1,345	4,813	5,455	+ 642
Switzerland	145	1	- 144	165	2	- 163	165	5	- 160
U. S. S. R.	142	42	- 100	89	60	- 29	32	38	+ 6
Burma				1,945	730	1,215	2,273	1,013	- 1,260
Ceylon	190	705	+ 515	168	611	+ 443	109	506	+ 397
China	149	150	+ 1	118	172	+ 54	150	161	+ 11
Str. Settlements	380	389	+ 9	378	317	- 61	378	216	- 162
Hongkong	47	46	- 1	36	78	+ 42	28	99	+ 71
Iraq	51	45	- 6	55	66	+ 11	43	54	+ 11
Iran	172	114	- 58	273	90	- 183	341	66	- 275
Japan	2,142	2,717	+ 575	2,303	2,052	+ 199	1,558	1,454	- 104
Nut. Indies	81	73	- 8	60	92	+ 32	103	102	- 1
Australia	122	321	+ 199	142	313	+ 171	204	295	+ 91
N. Zealand	12	45	+ 33	15	49	+ 34	17	45	+ 28
Egypt	139	116	- 23	278	151	- 127	259	109	- 150
Kenya	263	46	- 217	414	51	- 363	534	44	- 490
U. of S. Africa	32	163	+ 131	48	160	+ 112	27	141	+ 114
Canada	63	210	+ 147	105	233	+ 128	70	204	+ 134
U. S. A.	830	1,663	+ 833	1,056	2,085	+ 1,029	1,141	1,338	+ 197
Other Countries	802	1,937	+ 1,135	1,232	2,090	+ 842	965	2,352	+ 1,387
Total	12,458	18,049	+ 5,591	16,502	20,226	+ 3,708	15,345	16,179	+ 834

裏面白紙

印度ノ商品別貿易額

(單位・十萬噸)

Imports				Exports			
	1936	1937	1938		1936	1937	1938
Food	1,046	1,874	1,966	Food	3,555	3,828	3,305
Iron & Steel	126	180	139	Hides & Skins	441	651	300
Mineral Oils	530	1,481	1,535	Fats	1,747	1,880	1,886
Cotton, Raw	472	1,008	1,106	Tobacco	91	179	259
Chemicals	845	1,079	898	Manganese Ore	121	208	119
Yarns; Woolen, Silk, Art. Silk Cotton	2,820	2,802	2,191	Iron; Pig & Scrap Wool, Raw	163	232	277
Rubber Manuf.	212	209	138	Cotton, Raw	4,060	3,956	2,306
Paper	286	400	325	Jute, Raw	1,379	1,624	1,220
Glass & G. Wares	130	150	130	Leather	625	702	482
Metals	877	1,167	928	Cotton Yarn & P. Goods	278	747	707
Hardware	304	340	258	Jute gunny cloth & bags	1,441	1,611	1,359
Machinery	2,079	2,428	2,584	Other Articles	1,169	1,300	1,214
Electric goods	303	339	333		2,761	3,011	2,523
Other Articles	2,682	3,320	3,180				
Gold; Coin & Bull.	120	192	80	Gold; Coin & Bull.	3,316	1,828	1,560
Silver; "	1,553	690	240	Silver; "	34	110	126
				Total	21,411	22,196	17,910
Total	14,334	17,059	16,031				

裏面白紙

乙 邦 India

Summary Table

(単位: 百万円)

April to March	Goods, Services & Gold					Capital Items			All Items
	Merchandise	Int. & Liquid.	Other Services	Gold	Total	Long-Term	Short-Term	Total	
1917 - 8 Balance	+ 513.4	- 314.4	- 347.0	- 181.0	- 329.0	+ 146.8	- 65.5	+ 81.3	- 247.7
1918 - 9 "	+ 665.0	- 324.7	- 312.2	- 212.0	- 183.9	+ 5.2	+ 7.1	+ 12.3	- 171.6
1919 - 20 "	+ 536.1	- 316.0	- 180.1	- 142.2	- 100.2	+ 133.2	+ 41.2	+ 174.4	+ 74.2
1930 - 31 "	+ 371.3	- 335.8	- 159.1	- 127.6	- 251.2	+ 432.2	- 53.3	+ 378.9	+ 127.7
1931 - 2 "	+ 222.6	- 347.6	- 179.4	- 579.7	+ 275.3	+ 117.6	- 86.8	+ 30.8	+ 306.1
1932 - 3 "	- 54.7	- 344.1	- 161.6	+ 655.2	+ 94.8	- 65.0	- 81.5	- 146.5	- 51.7
1933 - 4 "	+ 270.9	- 339.2	- 121.9	+ 570.5	+ 380.3	- 215.5	- 96.2	- 311.7	+ 68.6
1934 - 5 "	+ 112.6	- 325.1	- 139.4	+ 525.4	+ 173.5	- 86.7	- 105.6	- 192.3	- 18.8
1935 - 6 "	+ 193.8	- 320.2	- 159.7	+ 373.6	+ 87.5			- 121.1	- 33.6
1936 - 7 Credit	2,175.4	6.2	101.0	294.5	2,577.1			3.2	2,580.3
Debit	1,608.1	330.0	284.1	16.1	2,238.3			336.8	2,575.1
Balance	+ 567.3	- 323.8	- 183.1	+ 278.4	+ 338.8			- 333.6	+ 5.2
1937 - 8 Credit	2,050.2	8.3	100.9	178.9	2,338.3			169.4	2,507.7
Debit	2,050.4	310.0	282.2	15.6	2,658.2			116.4	2,774.6
Balance	- 0.2	- 301.7	- 181.3	+ 163.3	- 319.9			+ 53.0	- 266.9
1938 - 9 Credit	1,855.0	8.8	112.7	138.0	2,114.5			129.7	2,244.2
Debit	1,798.6	280.0	304.2	7.5	2,390.3			108.4	2,498.7
Balance	+ 56.4	- 271.2	- 191.5	+ 130.5	- 1,275.8			+ 21.3	- 254.5

裏面白紙

IndiaGovernment's International Indebtedness

(単位: 百萬磅)

	<i>Liabilities</i>	<i>Assets</i>
March 31 1932	379.6	28.7
" 1933	379.0	38.3
" 1934	383.7	66.1
" 1935	385.0	81.1
" 1936	377.5	82.4
" 1937	358.8	86.6
" 1938	361.1	77.3
" 1939	351.8	67.6

裏面白紙

India
Goods, Services and Gold

(単位・百萬鎊)

	Credit (Exports)				Debit (Imports)			
	1935-6	1936-7	1937-8	1938-9	1935-6	1936-7	1937-8	1938-9
1. Merchandise								
1. Merchandise	1,701.3	2,055.4	1,950.2	1,755.0	1,454.8	1,436.3	1,838.6	1,618.7
2. Adjustments: Land Frontier Trade Wrong Valuation	120.0	120.0	100.0	100.0	100.0	100.0	100.0	100.0
					72.7	71.8	91.8	79.9
2. Int. and Divid.								
3. on Long-Term Capita.	} 16.3	6.2	1.8	1.2	336.5	330.0	310.0	280.0
4. on Short-Term "			6.5	7.6				
3. other Services								
5. Post Fees	28.7	28.0	13.5	8.0				
6. Com. Ins. & Brokerage					10.0	10.0	10.0	20.0
7. Post, Telegraph		0.3			1.3	1.2	1.3	2.1
8. Tourists, Diplomats, Exp.					40.0	40.0	40.0	40.0
9. other Gov. %	87.4	72.7	87.4	104.7	224.5	232.9	230.9	242.1
4. Gold								
10. Coin & Bullion	383.1	294.5	178.9	138.0	9.5	16.1	15.6	7.5
Total.	2,336.8	2,577.1	2,338.3	2,114.5	2,249.3	2,236.3	2,658.2	2,390.3
Goods & Services	- 286.1	+ 60.4	- 483.2	- 406.3				
Gold	+ 373.6	+ 270.4	+ 163.3	+ 130.5				
In all	+ 87.5	+ 338.8	- 319.9	- 275.8				

備考 ビルマハ 1937 April 1st 印度ヨリ分離セルヲ以テ其以前ノ統計ハビルマヲ含ミ其後ノ分ハビルマ
ヲ分マシ印度ノモノモノナリ
年度ハ四月ニ始マリ三月ニ終ル

裏面白紙

甲 號

佛 國 / 收 支

(單位・千法)

	商 品			Bullion & specie			總計收支
	輸 入	輸 出	殘	輸 入	輸 出	變	
1936	25,414,076	15,491,820	- 9,922,256	6,937,018	26,160,932	+19,223,914	+ 9,301,658
1937	42,390,885	23,938,653	- 18,452,232	5,283,593	30,069,474	+24,785,881	+ 6,333,649
1938	45,961,163	30,585,730	- 15,395,433	Not available			

裏面白紙

佛國ノ國別貿易額

(商品)

(單位.百萬法)

	1936			1937			1938		
	輸入	輸出	残	輸入	輸出	残	輸入	輸出	残
Germany	1,774	677	- 1,107	3,249	1,415	- 1,834	3,156	1,850	- 1,306
Austria	142	95	- 47	244	150	- 94	137	125	- 12
Belgo-Luxemburg	1,643	1,857	+ 214	3,060	3,146	+ 86	3,159	4,182	+ 1,023
Spain	473	288	- 185	315	425	+ 110	192	389	+ 197
Ireland	4	24	+ 20	6	32	+ 26	7	57	+ 50
Italy	215	138	- 77	571	631	+ 60	576	485	- 91
Netherlands	579	460	- 119	1,056	831	- 225	1,187	1,344	+ 157
Poland	205	142	- 63	400	188	- 212	444	356	- 88
Roumania	231	114	- 117	397	212	- 185	215	347	+ 132
United-Kingdom	1,799	1,934	+ 135	3,383	2,720	- 663	3,238	3,551	+ 313
Sweden	342	194	- 148	822	354	- 468	650	496	- 154
Switzerland	577	977	+ 400	814	1,446	+ 632	987	1,924	+ 937
Czecho-Slovakia	231	264	+ 33	408	421	13	299	405	+ 106
Turkey	49	36	- 13	118	53	- 65	141	73	- 68
U. S. S. R.	457	127	- 330	719	112	- 607	621	173	- 448
China	223	97	- 126	328	132	- 196	254	194	- 60
British India	780	67	- 713	1,162	119	- 1,043	1,275	178	- 1,097
Netherland Indies	178	34	- 144	361	78	- 283	279	136	- 143

裏面白紙

<i>Fr. Indo-China</i>	1,050	468	- 582	1,652	739	- 913	1,889	929	- 960
<i>Irag</i>	517	9	- 508	1,010	10	- 1,000	1,401	12	- 1,389
<i>Japan</i>	194	84	- 110	338	161	- 177	368	100	- 268
<i>British Malaya</i>	307	18	- 289	597	39	- 558	558	36	- 522
<i>Australia</i>	616	48	- 568	1,268	74	- 1,194	1,511	119	- 1,392
<i>Fr. Equator Africa</i>	100	49	- 51	149	60	- 89	244	69	- 175
<i>Fr. West Africa</i>	983	353	- 585	1,510	552	- 958	1,508	784	- 724
<i>Algeria</i>	2,843	2,693	- 150	3,807	3,290	- 517	4,846	3,783	- 1,063
<i>Egypt</i>	312	131	- 181	537	182	- 355	484	321	- 163
<i>Madagascar</i>	321	200	- 121	517	291	- 226	678	388	- 290
<i>Fr. Morocco</i>	582	303	- 199	651	484	- 167	857	710	- 147
<i>Tunis</i>	535	610	+ 75	741	799	+ 58	878	980	+ 102
<i>Union of S. Africa</i>	274	46	- 228	391	80	- 311	413	159	- 254
<i>Argentina</i>	506	389	- 117	942	534	- 408	936	729	- 207
<i>Brazil</i>	391	118	- 273	605	189	- 416	728	300	- 428
<i>Canada</i>	322	84	- 238	527	139	- 388	621	167	- 454
<i>Chile</i>	202	24	- 178	364	47	- 317	425	55	- 370
<i>U. S. A.</i>	2,526	880	- 1,646	4,033	1,535	- 2,498	5,235	1,681	- 3,554
<i>other Fr. Colonies</i>	883	407	- 476	1,322	562	- 760	1,566	757	- 809
<i>other Countries</i>	2,093	983	- 1,110	4,017	1,707	- 2,310	4,018	2,242	- 1,776
<i>Total</i>	25,414	15,492	- 9,922	42,391	23,939	- 18,452	45,981	30,586	- 15,395

備考 補題分ハ商品別貿易場額ノ表ノシ

L. 英

France

Goods, Service and Gold

1928 Parity franc (単位: 百フラン)

	Merchandise	Interest & Dividend	Service of Interallied debts	Reparation Receipts	Other services	Gold	Total
1927 Balance	+ 108	+ 2,240	- 1,518	+ 4,200	+ 7,300	+ 525	+ 12,855
1928 "	- 3,299	+ 3,230	- 1,854	+ 5,478	+ 8,950	- 6,473	+ 6,032
1929 "	- 11,107	+ 5,000	- 2,107	+ 6,700	+ 9,600	- 8,589	- 503
1930 "	- 12,913	+ 4,674	- 2,784	+ 7,084	+ 9,100	- 11,729	- 6,568
1931 "	- 13,250	+ 3,350	- 1,280	+ 2,600	+ 6,900	- 18,504	- 20,184
1932 "	- 10,088	+ 1,163			+ 4,000	- 18,489	- 23,414
1933 "	- 8,998	+ 1,850			+ 4,300	+ 2,070	- 778
1934 "	- 6,739	+ 2,500			+ 3,100	- 1,470	- 2,069
1935 "	- 5,945	+ 3,600			+ 1,600	+ 14,924	+ 14,179
1936 Credit	9,401	4,452			2,310	27,153	43,316
Debit	17,689	629			669	6,512	25,499
Balance	- 8,288	+ 3,823			+ 1,641	+ 20,641	+ 17,817
1937 Credit	10,297	4,625			2,780	6,500	24,202
Debit	20,350	700			650		21,700
Balance	- 10,053	+ 3,925			+ 2,130	+ 6,500	+ 2,502
1938 Credit	9,844	4,200			2,930		16,974
Debit	15,944	700			450	3,000	20,094
Balance	- 6,100	+ 3,500			+ 2,480	- 3,000	- 3,120

裏面白紙

France
Goods, Services and Gold

1928 Parity France (單位: 百萬法)

	Credit (Exports)				Debit (Imports)			
	1935	1936	1937	1938	1935	1936	1937	1938
1. Merchandise								
1. Trade with Foreign Countries	10,685	9,401	10,279	9,844	15,630	16,480	19,450	14,869
2. Trade of French Oversea Territories with Foreign C.	0	0	0	0	1,000	1,200	900	1,075
2. Interest & Dividends								
3. Service of Gov. debt	0	0	0	0	150	337	0	0
4. From Investment abroad	3,600	4,054	4,200	3,800	0	0	0	0
" by foreigners living in France		398	425	400	0	0	700	700
" Bank of France & Treasury	450	0	0	0	0	0	0	0
5. Paid (excl. Gov. paymt.)	0	0	0	0	300	292	0	0
3. Other Services								
6. Shipping Income (net)	1,300	1,193	1,150	1,000	0	0	0	0
7. Revenue from Transit	200	185	200	100	0	0	0	0
8. Insurance (net)	100	86	80	80	0	0	0	0
9. Foreign Workers	0	0	0	0	750	669	650	250
10. Tourists' Expenditure	750	846	1,300	1,750	0	0	0	200
4. Gold								
11. With Foreign Countries	24,926	27,153	6,500	0	12,502	6,512	0	3,000
12. Farmarked Gold	2,500				0			
Total	44,511	43,316	24,152	16,974	30,332	25,499	21,700	20,094
Goods & Services	- 745	- 2,824	- 4,048	- 120				
Gold	+14,924	+20,641	+ 6,500	- 3,000				
In all	+14,179	+17,817	+ 2,452	- 3,120				

甲 號

白 耳 義 ノ 收 支

(單位・千法)

	商 品			Bullion & specie			總 計 收 支
	輸 入	輸 出	残	輸 入	輸 出	残	
1935	17,111,715	15,786,436	- 1,325,279	334,046	339,517	+ 5,471	- 1,319,808
1936	21,299,320	19,525,544	- 1,773,776	408,211	219,684	- 188,527	- 1,962,303
1937	27,487,317	25,204,500	- 2,282,817	405,465	311,725	- 93,740	- 2,376,557
1938	22,694,372	21,492,533	- 1,201,839	427,135	231,420	- 240,715	- 1,442,554

裏
面
白
紙

白 耳 殺 / 國 別 輸 出 入 額

(商 品 及 地 金 銀)

(單 位 : 百 萬 法)

	1936			1937			1938		
	輸入	輸出	残	輸入	輸出	残	輸入	輸出	残
Germany	2,476	2,064	- 412	3,175	2,779	- 396	2,599	2,654	+ 55
Austria	66	68	+ 2	89	85	- 4	51	56	+ 5
Denmark	102	112	+ 9	160	121	- 39	115	162	+ 47
Spain	169	131	- 38	119	259	+ 140	80	244	+ 164
Finland	283	169	- 114	292	280	- 12	234	219	- 15
France	2,898	3,520	+ 622	3,443	4,401	+ 958	3,325	3,360	+ 35
Scotland	24	146	+ 122	21	167	+ 146	11	135	+ 124
Italy	70	243	+ 173	204	313	+ 109	213	250	+ 37
Latvia	86	42	- 44	85	92	+ 7	51	25	- 26
Norway	221	248	+ 27	328	332	+ 4	190	279	+ 89
Netherlands	1,936	2,360	+ 424	2,275	2,818	+ 543	2,079	2,614	+ 535
Roumania	218	43	- 175	412	125	- 287	124	124	0
U. Kingdom	1,959	2,888	+ 929	2,307	3,435	+ 1,148	1,836	2,972	+ 1,136
Sweden	347	471	+ 124	502	666	+ 164	459	576	+ 117
Switzerland	233	490	+ 257	306	620	+ 314	277	588	+ 311
Turkey	28	18	- 10	116	46	- 70	59	53	- 6
U. S. S. R.	632	298	- 334	748	449	- 299	789	441	- 348
China	68	265	+ 197	70	361	+ 291	38	221	+ 183
Manchuria				30	22	- 8	33	18	- 15

裏
面
白
紙

<i>Brit. India</i>	637	391	- 246	966	428	- 538	599	357	- 242
<i>Burma</i>							43	7	- 36
<i>Neth. Indies</i>	155	142	- 13	183	221	+ 38	142	171	+ 29
<i>Japan</i>	111	177	+ 66	143	285	+ 142	102	127	+ 25
<i>Australia</i>	874	85	- 789	985	117	- 868	651	123	- 528
<i>Belg. Congo</i>	1,515	233	- 1,282	2,285	388	- 1,897	1,933	411	- 1,522
<i>Egypt</i>	62	239	+ 117	111	266	+ 155	64	257	+ 193
<i>Un. of S. Afr.</i>	181	328	+ 147	293	348	+ 55	211	412	+ 201
<i>Br. S. Afr. other</i>				52	9	- 43	163	7	- 156
<i>Argentina</i>	1,189	597	- 592	1,766	947	- 819	944	694	- 250
<i>Brazil</i>	318	170	- 148	362	330	- 32	329	266	- 63
<i>Canada</i>	821	203	- 618	632	243	- 389	311	188	- 123
<i>Chile</i>	107	36	- 71	75	42	- 33	75	38	- 37
<i>U. S. A.</i>	1,475	1,573	+ 98	2,368	1,909	- 459	2,559	1,442	- 1,117
<i>Other Countries</i>	2,446	1,995	- 451	2,990	2,592	- 398	2,478	2,233	- 245
<i>Total</i>	21,708	19,745	- 1,963	27,893	25,516	- 2,377	23,167	21,724	- 1,443

裏面白紙

白身義ノ輸出入額

(單位:百萬元)

	輸 入			輸 出		
	1936	1937	1938	1936	1937	1938
<i>Animals</i>	36	27	21	8	10	0
<i>Meat</i>	125	97	134	53	80	41
<i>Dairy Prod.</i>	260	240	255	114	117	90
<i>Fish</i>	171	174	176	50	55	49
<i>Cereals</i>	2,578	3,262	2,371	99	2,04	228
<i>Flours</i>	61	70	69	169	207	85
<i>Fruits</i>	276	302	414	57	50	43
<i>Vegetables</i>	275	337	342	239	273	258
<i>Sugar</i>	113	126	186	161	133	173
<i>Coffee; Tea</i>	383	430	361	39	40	40
<i>Beverages</i>	196	211	198	20	9	13
<i>Spices, etc.</i>	429	586	466	69	95	72
<i>Tobacco</i>	158	150	151	22	27	29
<i>Food</i>	7,663	6,012	5,144	1,100	1,390	1,131
<i>Oil-seeds</i>	397	471	414	13	13	13
<i>Oils</i>	223	334	234	127	226	169
<i>Fats</i>	620	805	643	140	210	182
<i>Chemicals</i>	407	474	412	509	659	672
<i>Paints, etc.</i>	244	275	210	163	175	151
<i>Perfumery</i>	57	59	54	13	18	17
<i>Fertilisers</i>	375	430	528	714	870	832
<i>Chemicals, etc.</i>	1,083	1,238	1,204	1,399	1,752	1,673
<i>Rubber</i>	212	309	205	123	164	164
<i>Wood</i>	793	917	786	143	162	134
<i>Paper</i>	415	546	421	215	246	200
<i>Unmanuf. Manufactured</i>	423	591	448	319	469	425
<i>Wools</i>	16	15	11	60	80	74
<i>Hides, etc.</i>	351	371	276	169	187	130
	790	977	735	543	736	629
<i>Fibres</i>	3,149	3,822	2,878	2,340	2,733	2,294
<i>Yarns</i>	291	343	294	767	970	816
<i>Piece Goods</i>	280	319	270	1,321	1,531	1,109
<i>Technical</i>	71	76	65	111	137	96
<i>Textiles</i>	3,791	4,560	3,507	4,539	5,371	4,315
<i>of Textile of Fur</i>	140	147	131	140	171	134
<i>Footwear</i>	23	21	14	51	52	36
<i>Textiles n.e.s.</i>	40	52	46	15	16	18
<i>Clothing</i>	49	60	42	74	91	80
	252	280	233	280	330	268

(71)

裏面白紙

<u>Food</u>	1,489	2,342	2,015	1,491	1,634	1,569
<u>Crude</u>	237	275	226	349	403	378
<u>Pottery</u>	80	108	89	84	96	82
<u>Glass</u>	58	69	52	55	61	486
<u>Manuf. n.e.s.</u>	78	101	70	110	137	131
<u>Minerals</u>	453	553	437	1,097	1,252	1,077
<u>Jewellery</u>	1,106	1,307	1,128	4,869	7,709	5,799
<u>Ores</u>	1,140	1,744	1,435	116	276	337
<u>Iron; Steel</u>	480	675	374	2,991	4,332	2,978
<u>Non-ferrous</u>	879	1,738	1,225	1,305	2,472	1,918
<u>Manufact.</u>	308	368	321	457	620	566
<u>Metals</u>	2,807	4,525	3,375	4,867	7,709	5,799
<u>Not Electric</u>	687	995	1,002	361	496	610
<u>Electrical</u>	358	435	399	272	424	452
<u>Vehicles</u>	565	734	646	463	677	662
<u>Machinery</u>	1,610	2,164	2,047	1,096	1,597	1,729
<u>Crude</u>	337	423	323	205	360	368
<u>Manufact.</u>	475	529	520	504	617	758
<u>Miscellaneous</u>	812	952	843	789	985	1,126
<u>Not Classified</u>	1	2	2	5	9	1
<u>Total</u>	21,302	27,489	22,730	19,633	25,339	21,601
<u>Gold</u>	406	404	437	112	177	123
<u>Grand Total</u>	21,708	27,893	23,167	19,745	25,516	21,724

(75)

裏面白紙

甲 號

和 蘭 / 收 支

(單位・千グルデン)

	Merchandise			Bullion & Specie.			Total Balance
	Import	Export	Balance	Import	Export	Balance	
1936	1,016,524	746,125	- 270,399	317,842	251,737	- 66,105	- 336,504
1937	1,550,123	1,148,110	- 402,013	852,884	86,675	- 784,209	- 1,186,222
1938	1,414,768	1,039,156	- 375,612	436,393	577,692	+ 141,299	- 234,313

裏
面
白
紙

和 蘭 ノ 國 別 貿 易 額

(77)

(金銀ヲ含マズ)

(單位・石馬ダルデン)

	1936			1937			1938		
	Import	Export	Balance	Import	Export	Balance	Import	Export	Balance
Germany	237.1	116.6	- 120.5	327.4	176.1	- 151.3	300.9	153.9	- 147.0
Austria	4.2	5.9	+ 1.7	6.4	8.4	+ 2.0	7.0	5.3	- 1.7
Belgo-Luxemb.	118.9	85.6	- 33.3	179.6	125.9	- 53.7	162.2	105.7	- 56.5
Denmark	3.8	5.3	+ 1.5	11.6	5.6	- 6.0	13.1	7.9	- 5.2
Spain	10.3	6.8	- 3.5	8.1	19.2	+ 11.1	4.0	7.9	+ 3.9
Finland	7.7	5.7	- 2.0	16.7	10.8	- 5.9	15.8	9.4	- 6.4
France	42.1	54.8	+ 12.7	59.9	75.9	+ 16.0	64.9	60.2	- 4.7
Ireland	0.7	3.0	+ 2.3	0.8	4.2	+ 3.4	0.7	3.4	+ 2.7
Italy	2.8	3.6	+ 0.8	12.6	11.7	- 0.9	13.1	12.4	- 0.7
Norway	7.0	8.9	+ 1.9	10.2	13.7	+ 3.5	12.3	15.7	+ 3.4
Poland	16.7	11.5	- 5.2	25.0	19.0	- 6.0	21.2	13.4	- 7.8
Roumania	4.0	1.2	- 2.8	10.3	3.0	- 7.3	4.0	2.1	- 1.9
Unit. Kingdom	94.0	165.5	+ 71.5	129.0	247.7	+ 118.7	115.1	234.0	+ 118.9
Sweden	16.2	23.3	+ 7.1	27.8	32.2	+ 4.4	29.9	35.9	+ 6.0
Switzerland	10.8	17.9	+ 7.1	16.8	24.5	+ 7.7	20.8	20.7	- 0.1
Czecho-Slov.	18.5	10.6	- 7.9	30.5	14.5	- 16.0	28.6	12.1	- 16.5
U. S. S. R.	22.0	17.4	- 4.6	40.4	22.1	- 18.3	31.8	23.4	- 8.4
China	16.5	2.0	- 14.5	24.2	2.9	- 21.3	16.5	1.3	- 15.2
India	16.6	6.7	- 9.9	34.4	12.5	- 21.9	26.9	10.9	- 16.0
Neth. Indies	79.1	43.6	- 35.5	126.3	93.8	- 32.5	101.7	99.8	- 1.9
Japan	7.3	1.2	- 6.1	9.3	4.8	- 4.5	7.3	2.8	- 4.5
Australia	1.8	3.7	+ 1.9	3.7	4.2	+ 0.5	2.3	5.0	+ 2.7
Un. of S. Africa	1.1	7.1	+ 6.0	5.0	11.1	+ 6.1	3.4	17.9	+ 14.5
Argentina	67.2	10.3	- 56.9	104.2	19.0	- 85.2	64.1	11.7	- 52.4
Brazil	9.5	3.4	- 6.1	11.5	4.4	- 7.1	15.9	7.3	- 8.6
Canada	19.1	5.4	- 13.7	20.0	5.5	- 14.5	22.6	6.5	- 16.1
United States	72.3	44.6	- 27.7	136.3	57.9	- 78.4	153.4	37.1	- 116.3
Other Countries	109.2	74.5	- 34.7	162.1	111.9	- 50.2	155.3	109.4	- 45.9
Total	1,016.5	746.1	- 270.4	1,550.1	1,142.5	- 407.6	1,414.8	1,033.1	- 381.7

裏面白紙

和蘭ノ商品別貿易額

(金銀7含マズ)

(単位・百萬グルデン)

Imports				Exports			
	1936	1937	1938		1936	1937	1938
Food	162.4	243.0	218.1	Food	281.0	395.3	357.0
Hides & skins	1.4	38.7	22.4	Hides & skins	15.2	29.8	15.6
oil seeds	4.90	72.5	63.4	Flowers, bulbs	28.7	34.6	38.2
Tobacco, raw	16.0	20.4	21.0	Coal, cokes	44.0	68.9	64.8
Timber	56.9	103.5	85.5	Chemicals etc.	21.7	30.8	27.2
Mineral oils	33.3	52.9	46.5	Yarns	15.6	23.1	19.0
Coal, Cokes	38.9	53.2	52.5	Textile manuf.	30.5	61.2	53.6
wool	10.0	13.1	13.6	Paper & Manuf.	16.0	24.7	22.2
Cotton	23.3	35.4	23.2	Iron & steel	20.8	47.6	34.4
Chemicals, etc.	34.7	44.8	43.8	Machinery	53.6	83.4	82.4
Yarns & P. goods	80.5	106.0	85.6	Ships & Parts	9.8	19.6	42.7
Rubber manuf.	7.6	10.2	10.0	other articles	209.2	329.1	282.1
Paper & Manuf.	15.6	24.0	19.9				
Iron & steel	69.6	141.0	119.3				
Copper	11.1	23.1	19.3				
Machinery	65.3	99.1	121.9				
Vehicles	26.9	39.9	39.3				
other articles	296.0	429.3	409.5				
Total	1,016.5	1,550.1	1,414.8	Total	746.1	1,148.1	1,039.2

裏面白紙

乙 號 NetherlandsSummary Table

(單位・百萬グルデン)

	Merchand.	Interest & Dividends	other services	Gold	Total	Capital Items	All Items
1934 Credit	737	178	211	396	1,522	569	2,091
Debit	1,081	84	50	274	1,489	637	2,126
Balance	- 344	+ 94	+ 161	+ 122	+ 33	- 68	- 35
1935 Credit	711	199	293	742	1,951	439	2,390
Debit	991	74	152	504	1,721	587	2,308
Balance	- 280	+ 125	+ 141	+ 244	+ 230	- 148	+ 82
1936 Credit	796	259	330	457	1,842	870	2,712
Debit	1,086	103	156	517	1,862	843	2,705
Balance	- 290	+ 156	+ 174	- 60	- 20	+ 27	+ 7
1937 Credit	1,213	309	487	928	2,937	1,608	4,545
Debit	1,611	148	211	1,671	2,641	1,393	5,034
Balance	- 398	+ 161	+ 276	- 743	- 704	+ 215	- 489
1938 Credit	1,086	317	480	1,027	2,910	1,006	3,916
Debit	1,466	157	239	780	2,642	1,133	3,775
Balance	- 380	+ 160	+ 241	+ 247	+ 268	- 127	+ 141

裏
面
白
紙

Netherlands

Goods, Services and Gold

(単位: 石叻グールド)

	Credit (Exports)				Debit (Imports)			
	1935	1936	1937	1938	1935	1936	1937	1938
1. Merchandise								
1. Merchandise	689	759	1,165	1,056	960	1,042	1,578	1,442
2. Adjustment; Diamonds	22	37	41	23	18	30	29	18
Fishery Produc.					1	1	1	1
Silver Coin			7	7	12	13	3	5
2. Interest and Dividends								
3. Int. on Intergovernment. Debts	15	14	11	9				
4. Yield of Securities	147	195	223	175	48	75	120	111
5. " direct Investmt.					18	21	21	23
6. Profit of enterpr. in Neth. Ind.	20	34	62	117				
7. Int. on Short-Term Cap.	17	16	13	16	6	7	7	23
3. Other Services								
8. Shipping; Freight	124	142	230	229				
Charter Money	11	13	17	20	1	3	6	6
Passage "	33	34	46	49				
Other Receipts	6	6	9	7				
9. Expend. of Natio. Ships abroad					98	97	139	144
10. Receipt. Post Tel. Repair, etc.	40	48	78	81				
11. Maritime Insurance	3	1	1	2	2	3	3	4
12. Life "	6	8	13	12				
13. Bank Commissions	4	4	9	5	1	1	2	9
14. Post. Telegraph. Telephone	6	7	8	8	6	6	8	8
15. Tourists Expenditure	4	5	6	6	35	38	42	42
16. Pensions, Salaries, etc	41	41	46	55				
17. Emigr. Remit. from Neth. Ind.	4	4	6	5				
18. Neth. Indies. various	11	16	17					15

19. Assist. to nation. abroad					2	1	1	1
20. other items		1	1	1	7	7	10	10
4. Gold								
21. Coin and Bullion	530	265	101	648	249	351	875	472
22. Earmarking	218	192	827	379	255	166	796	308
<i>Total</i>	1,951	1,842	2,937	2,910	1,721	1,862	3,641	2,642
Good & Services	- 14	+ 40	+ 39	+ 21				
Gold	+ 244	- 60	- 743	+ 247				
In 'all	+ 230	- 20	- 704	+ 268				

Netherlands

Distribution of Interest Receipts

of Intergovernmental Debts (Item 3)

(単位: 百萬グルデン)

	1934	1935	1936	1937	1938
Germany	3.7	4.1	4.0	3.7	3.5
Belgium	0.8	0.6	0.4	0	0
Neth. Indies	11.9	9.4	8.9	7.2	5.3
Surinam	0.4	0.4	0.5	0.4	0.3
Curacao	0.1	0.1	0	0	0

Details of Yield of Securities (Item 4)

(単位: 百萬グルデン)

	1934	1935	1936	1937	1938
Int. on loans of Neth. Ind. Gov.	36	43	40	35	29
Int. & div. rec'd through Gov. int. from foreign. Co. & Public Bodies	2.7	1.6	1.0	1.4	1.0
Div. on shares	2.6	2.8	20.9	32.2	18.2
Int. & div. rec'd through Banks	88	100	133	154	127
Total	129	147	195	223	175

甲 號

蘭 領 印 度 / 收 支

(單位・千ゲルデン)

	Merchandise			Bullion & specie			Total Balance
	Import	Export	Balance	Import	Export	Balance	
1935	276,498	447,446	+ 170,948	1,381	13,649	+ 12,268	+ 183,216
1936	286,855	539,246	+ 252,391	512	19,199	+ 18,687	+ 271,078
1937	498,327	953,015	+ 454,688	17,634	12,193	- 5,441	+ 449,247
1938	477,218	653,210	+ 175,992	8,437	12,093	+ 3,656	+ 179,648

裏
面
白
紙

蘭領印度ノ國別貿易額

(金銀ヲ含マス)

(単位・百萬グルデン)

	1936			1937			1938		
	Import	Export	Balance	Import	Export	Balance	Import	Export	Balance
Germany	25.7	12.9	- 12.8	41.9	28.1	- 13.8			
Austria	0.6		- 0.6	1.5		- 1.5	49.1	23.7	- 25.4
Belgium	7.1	5.9	- 1.2	15.5	7.2	- 8.3	13.2	5.4	- 7.8
France	3.7	13.1	+ 9.4	7.2	24.0	+ 16.8	9.4	11.2	+ 1.8
Italy	0.6	3.5	+ 2.9	4.6	12.9	+ 8.3	5.1	9.3	+ 4.2
Netherlands	47.1	127.0	+ 79.9	93.9	191.6	+ 97.7	106.1	134.1	+ 28.0
U. Kingdom	22.1	27.3	+ 5.2	40.9	50.2	+ 9.3	38.2	35.1	- 3.1
Sweden	2.2	1.5	- 0.7	3.4	2.9	- 0.5	3.5	2.1	- 1.4
Switzerland	1.7		- 1.7	2.8		- 2.8	4.4		- 4.4
China	6.0	9.7	+ 3.7	8.7	13.5	+ 4.8	8.2	9.7	+ 1.5
Hong Kong	4.5	12.8	+ 8.3	6.7	15.5	+ 8.8	6.5	13.3	+ 6.8
B. India	8.8	7.6	- 1.2	12.9	10.2	- 2.7	1.84	8.9	- 9.5
Indo-China	0.9	1.1	+ 0.2	0.7	2.0	+ 1.3	2.1		
Japan	75.2	30.3	- 44.9	124.6	42.6	- 82.0	71.9	20.5	- 51.4
Penang	3.3	6.9	+ 3.6	3.5	11.7	+ 8.2	4.3	7.6	+ 3.3
Singapore	28.3	65.3	+ 37.0	36.6	179.0	+ 142.4	35.9	109.0	+ 73.1
Thailand	0.9	1.9	+ 1.0	1.5	2.6	+ 1.1	2.6	2.7	+ 0.1
Australia	8.3	21.5	+ 13.2	12.2	29.6	+ 17.4	13.2	28.5	+ 15.3
Egypt	0.4	12.7	+ 12.3	0.5	30.2	+ 29.7		29.3	
Canada	2.3	1.0	- 1.3	3.1	0.9	- 2.2	3.7		
U. S. A.	21.7	95.3	+ 73.6	49.9	177.9	+ 128.0	60.2	89.3	+ 29.1
Other Countries	10.4	80.4	+ 70.0	18.0	118.4	+ 100.4	22.2	117.7	+ 95.5
Total	281.8	537.7	+ 255.9	490.6	951.2	+ 460.6	478.2	657.4	+ 179.2

裏面白紙

蘭領印度商品別貿易額

(金銀7含マズ)

(単位: 百萬グルデン)

Imports				Exports			
	1936	1937	1938		1936	1937	1938
Food	50.6	63.5	72.1	Food	121.9	161.0	137.6
Chemicals, etc	20.8	33.7	32.4	Hides & Skins	5.7	7.1	3.6
Tobacco & Manuf.	5.4	9.4	8.7	Rubber	86.7	296.8	133.5
Yarns	8.9	18.9	15.0	Tobacco	37.8	41.1	35.4
Cotton Tissues	44.7	91.6	64.1	Tin & Tin ore	46.1	84.1	32.7
Apparel	7.3	12.4	7.2	Petroleum prod.	90.0	145.5	146.0
Paper & Station.	7.1	21.9	9.4	Fibres, kapok etc.	16.3	22.3	15.5
Earthenware, etc.	2.4	4.0	3.6	Copra	41.5	62.6	38.2
Tin-plate & manuf.	4.3	7.0	7.1	Paraffin wax	3.2	10.4	11.3
Motor-Cars	6.4	11.2	11.5	Quinine	3.2	3.7	3.5
other Articles	123.9	226.0	246.1	other Articles	85.3	116.6	95.9
Total	281.8	490.6	477.2	Total	537.7	951.2	653.2

裏面白紙

乙 號 Netherland IndiesSummary Table

(単位: 百萬グルデン)

	Goods, Service & Gold					Capital Items			All Items
	Merchand.	Int. & Srv.	Other Service	Gold	Total	Long-term	Short-term	Total	
1925 Balance	+ 974	- 359	- 136	- 14	+ 465	- 18	- 198	- 216	+ 249
1926 "	+ 700	- 408	- 160	- 21	+ 111	- 56	+ 79	+ 23	+ 134
1927 "	+ 746	- 372	- 216	- 16	+ 142	- 67	+ 5	- 62	+ 80
1928 "	+ 573	- 355	- 201	- 15	+ 2	- 13	- 6	- 19	- 17
1929 "	+ 336	- 316	- 175	- 10	- 165	- 62	+ 141	+ 79	- 86
1930 "	+ 266	- 259	- 158	+ 2	- 149	+ 79		+ 79	- 70
1931 "	+ 166	- 147	- 130	+ 41	- 70	+ 34	+ 46	+ 80	+ 10
1932 "	+ 163	- 113	- 141	+ 46	- 45	+ 17	+ 87	+ 104	+ 57
1933 "	+ 144	- 104	- 115	+ 36	- 39	+ 36	+ 12	+ 48	+ 9
1934 "	+ 244	- 103	- 91	+ 26	+ 76	+ 89	- 115	- 26	+ 50
1935 "	+ 208	- 102	- 83	+ 23	+ 46	- 37	+ 8	- 29	+ 17
1936 Credit	614	7	18	21	660	12	0	12	672
Debit	293	125	107	0	525	48	52	100	625
Balance	+ 321	- 118	- 89	+ 21	+ 135	- 36	- 52	- 88	+ 47
1937 Credit	994	11	17	17	1,039	25	0	25	1,064
Debit	508	157	134	10	809	47	44	91	900
Balance	+ 486	- 146	- 117	+ 7	+ 230	- 22	- 44	- 66	+ 164
1938 Credit	691	19	3	21	734	12	17	29	763
Debit	492	220	110	3	825	60	0	60	885
Balance	+ 199	- 201	- 107	+ 18	- 91	- 48	+ 17	- 31	- 122

裏面白紙

Merchandise Index

Goods, Services and Gold

(単位・百万クルデン)

	Credit (Exports)					Debit (Imports)				
	1934	1935	1936	1937	1938	1934	1935	1936	1937	1938
1. Merchandise										
1. Merchandise (Excl. Silver)	490	447	540	953	660	291	277	287	499	486
2. Adjustment of Item										
Export duty	15	26	57	38	29					
Statistical duty	1	1	1	2	1					
Import of ships								6	9	6
Silver coin	29	11	16	1	1					
2. Interest & Dividends										
3. Received by Gov.	7	6	7	11	19					
4. Interest paid abroad						90	80	76	68	53
5. Dividends & Trade Profits						20	28	49	89	167
3. Other Services										
6. Tourists Expenditure	3	2	2	3	3	26	28	26	26	27
7. Remit. to relatives abroad						6	6	16	19	19
8. Excess of Gov. expenditure						14	22	21	37	5
9. Administration exp. abroad						14	14	16	20	27
10. Pension paid abroad						34	27	28	32	32
11. Contribution to marine		12	16	14						
4. Gold										
12. Coin and Bullion										
Imports							1		10	3
Exports	26	24	21	17	21					
Total	571	529	660	1,039	734	495	483	525	809	825
Goods & Services	+ 50	+ 23	+ 114	+ 223	- 109					
Gold	+ 26	+ 23	+ 21	+ 7	+ 18					
In all	+ 76	+ 46	+ 135	+ 230	- 91					

裏面白紙

甲 號

丁 抹 ノ 收 支

(單位:千クローネ)

	Merchandise			Bullion & specie			Total Balance
	Import	Export	Balance	Import	Export	Balance	
1936	1,442,175	1,326,521	- 115,654	296		- 296	- 115,950
1937	1,673,778	1,562,530	- 111,248				
1938	1,640,863	1,550,589	- 90,274				

裏面白紙

丁 採ノ 國 別 買 賣 湯 換

(金 銀 7 合 マ ス) (単 位 : 日 金 ク ロ ー ナ)

	1937			1938		
	Import	Export	Balance	Import	Export	Balance
Germany	401	297	- 107	402	305	- 97
Belgium	13	34	- 9	38	24	- 14
Finland	24	35	+ 11	30	26	- 4
France	18	10	- 8	20	22	+ 2
Iceland	2	7	+ 4	5	6	+ 1
Italy	14	3	- 6	15	6	- 10
Norway	38	71	+ 33	40	43	+ 3
Netherlands	56	27	- 29	63	26	- 37
Poland & Danzig	17	15	- 2	17	10	- 7
Romania	13	1	- 12	9	15	+ 6
United Kingdom	638	829	+ 191	567	863	+ 296
Sweden	102	82	- 20	107	84	- 23
Switzerland	18	18	- 0	21	11	- 10
Czechoslovakia	11	5	- 6	9	3	- 6
U. S. S. R.	13	4	- 9	23	1	- 22
China	5	1	- 4	14	1	- 13
India	3	4	+ 1	9	5	- 4
Burma		1	1	- 0	1	1
Japan	1	2	+ 2	2	0	+ 2
Australia	42	6	- 36	17	5	- 12
Argentina	18	11	- 7	20	7	- 13
Brazil	2	2	- 0	2	1	- 1
Canada	37	29	- 8	131	17	- 114
United States	104	70	- 34	79	61	- 18
Other Countries						
Total	1,674	1,569	- 105	1,641	1,551	- 90

丁 球 ノ 商 品 別 貿 易 額

(單位・百萬クローネ)

	Imports			Exports		
	1936	1937	1938	1936	1937	1938
<i>Goods</i>	291.8	357	347	989.0	1,123	1,123
<i>Fats</i>	120.6	136	100	69.4	88	57
<i>Chemicals, etc.</i>	93.3	92	116	15.3	19	18
<i>Rubber</i>	15.1	16	16	0.4	1	1
<i>Wood</i>	55.6	57	63	5.1	6	8
<i>Paper</i>	39.1	43	48	1.5	3	2
<i>Hides, etc.</i>	27.1	25	25	23.0	25	17
<i>Textiles</i>	180.1	187	186	8.2	11	15
<i>Clothing</i>	27.7	29	33	3.4	4	4
<i>Fuel</i>	206.2	265	246	0.7	1	5
<i>Minerals</i>	36.6	40	37	20.7	26	30
<i>Jewellery</i>	4.8	5	9	2.7	3	2
<i>Metals</i>	177.9	209	194	20.2	34	27
<i>Machinery</i>	116.6	135	162	113.9	145	177
<i>Miscellaneous</i>	47.3	51	59	52.2	52	65
<i>Not classified</i>	2.1	2	0	0.3	0	0
<i>Total</i>	1,442.2	1,649	1,641	1,326.5	1,541	1,551
<i>Gold</i>	0	0	0	0	0	0
<i>Grand Total</i>	1,442.2	1,649	1,641	1,326.5	1,541	1,551

裏面白紙

乙 號

Denmark

Summary Table

(単位: 百萬クローネ)

	Goods, Services & Gold					Capital Items			All Items
	merchand	Sub. invid.	other services	Gold	Total	Long- Term	Short- Term	Total	
1925 Balance	- 141	- 70	+ 241		+ 30	- 13		- 13	+ 17
1926 "	- 174	- 55	+ 183		- 46	+ 35	+ 10	+ 45	- 1
1927 "	- 194	- 50	+ 203	+ 27	- 14	+ 145	- 103	+ 42	+ 28
1928 "	- 79	- 50	+ 124	+ 9	+ 4	+ 155	- 155		+ 4
1929 "	- 82	- 63	+ 179		+ 34	- 25	- 10	- 35	- 1
1930 "	- 117	- 51	+ 149		- 19	- 10	+ 18	+ 8	- 11
1931 "	- 155	- 70	+ 131	+ 28	- 46	- 24	+ 140	+ 116	+ 70
1932 "	- 5	- 74	+ 142	+ 20	+ 83	- 57	- 57	- 94	- 11
1933 "	- 53	- 72	+ 173		+ 48	- 56	- 17	- 73	- 25
1934 "	- 119	- 95	+ 176		- 38	- 34	+ 77	+ 43	+ 5
1935 "	- 62	- 25	+ 197	+ 31	+ 71	- 36	+ 31	- 5	+ 66
1936 Credit	1380	15	360		1755	115		115	1870
Debit	1484	105	161		1750	101	25	126	1876
Balance	- 104	- 90	+ 199		+ 5	+ 14	- 25	- 11	- 6
1937 Credit	1607	15	476		2098	79		79	2177
Debit	1702	95	191		1988	98	106	204	2192
Balance	- 95	- 80	+ 285		+ 110	- 19	- 106	- 125	- 15
1938 Credit	1582	15	450		2047	104	10	114	2161
Debit	1665	90	181		1936	135	117	252	2188
Balance	- 83	- 75	+ 269		+ 111	- 31	- 107	- 133	- 27

裏面白紙

RemarksGoods, Services & Gold

(単位: 百萬クローネ)

	Credit (Exports)				Debit (Imports)			
	1935	1936	1937	1938	1935	1936	1937	1938
1. Merchandise	1,267	1,380	1,607	1,582	1,329	1,484	1,702	1,665
2. Interest & Dividends								
2. Int. on Public Debt					80	75	65	60
3. Other Int. & Divid.	15	15	15	15	30	30	30	30
3. Other Services								
1. Shipping, Freights	171	190	275	247				
Charter Money	30	25	30	32				
Passage	5	5	5	5				
5. Port, Fees, etc.	58	64	85	75	74	80	105	95
6. Commis. Insur. Brokerage	32	30	35	40	15	15	15	15
7. Post, Telegraph, Telephone	3	3	3	3	3	3	3	3
8. Immigrants fund & Remit.	10	10	10	10	15	15	15	15
9. Tourists Expenditure	25	30	30	35	30	45	50	50
10. Diplomatic expend.	3	3	3	3	3	3	3	3
4. Gold								
11. Gold & Bullion	31							
Total	1,650	1,755	2,098	2,047	1,579	1,750	1,988	1,936
Goods & Services	+ 40	+ 5	+ 110	+ 111				
Gold	+ 31							
In all	+ 71	+ 5	+ 110	+ 111				

裏面白紙

DenmarkInternational Indebtedness

(単位・百萬クローネ)

End of the Year	France	Germany	Nether-lands	Norway	Sweden	Switzer-land	U. K.	U. S. A.	Other Countries	Total
<u>Debts</u>										
1933	19.6	32.5	20.9	6.0	28.2	35.4	155.6	44.3	28.6	371.1
1934	19.6	35.0	18.0	6.5	34.1	38.4	216.0	36.1	30.5	431.2
1935	10.8	39.1	18.2	7.0	53.8	6.7	207.6	33.4	54.5	411.1
1936	10.3	41.0	19.0	9.0	31.5	5.6	216.6	32.9	33.0	399.4
1937	9.1	50.1	23.0	7.3	33.7	6.8	172.8	42.0	48.8	393.6
1938	8.6	67.8	21.8	6.7	27.6	7.1	176.8	36.6	51.0	404.0
<u>Assets</u>										
1933	20.9	46.9	12.0	38.1	31.8	4.2	129.5	38.5	99.0	420.9
1934	27.3	69.6	10.1	37.1	29.2	4.3	85.4	36.8	116.5	416.3
1935	27.7	53.7	7.3	29.3	34.5	4.3	81.1	19.9	105.1	342.9
1936	20.9	53.0	8.5	28.0	28.4	2.6	84.4	26.6	113.9	366.3
1937	13.6	34.2	9.4	26.7	37.7	8.1	137.0	27.6	113.6	466.9
1938	15.7	54.7	13.7	24.7	82.3	6.3	234.3	49.4	122.9	534.0

裏面白紙

甲 號

諾 威 ノ 收 支

(單位・千クローナ)

	Merchandise			Bullion and specie			Total Balance	Re-export
	Import	Export	Balance	Import	Export	Balance		
1936	916,289	674,476	- 241,813	1,319	966	- 353	- 242,166	10,693
1937	1,280,252	810,794	- 469,458	913	211	- 702	- 470,160	12,465
1938	1,175,683	773,993	- 401,690					12,753

裏
面
白
紙

諸 国 / 國 別 貨 易 額

(金 額 7 億 マ ヲ)

(単 位 : 千 萬 ド ラ ヲ)

	1937			1938		
	Import	Export	Balance	Import	Export	Balance
Germany	213.0	107.9	- 105.1	206.1	120.4	- 85.7
Austria	6.4	4.4	- 2.0			
Belgium	52.1	28.8	- 23.3	38.7	21.5	- 17.2
Denmark	78.8	30.7	- 48.1	62.9	35.0	- 27.9
Spain	6.9	4.6	- 2.3	5.5	8.1	+ 2.6
Finland	1.6	1.6	- 1.6	5.8	12.5	+ 6.7
France	48.6	52.1	+ 3.5	59.5	58.4	+ 1.1
Ireland	0.3	1.6	+ 1.3	0.2	1.4	+ 1.2
Italy	14.1	21.1	+ 7.0	22.5	22.5	+ 1.0
Netherlands	4.1	30.2	- 11.7	55.0	22.1	- 32.9
Poland, Manzig	2.8	9.4	- 13.4	19.3	9.3	- 10.0
Portugal	6.1	10.1	+ 4.0	5.6	14.8	+ 9.2
Unit. Kingdom	318.1	135.9	- 82.2	275.7	220.5	- 55.2
Sweden	14.8	70.6	- 74.2	143.0	71.9	- 71.1
Czecho-Slovakia	29.5	10.3	- 19.2	21.8	6.4	- 15.4
U. S. S. R.	15.4	1.2	- 14.2	18.9	7.3	- 11.6
China	2.3	5.2	+ 2.9	5.1	2.0	- 3.1
Brit. India	6.2	5.8	- 0.4	7.0	5.1	- 1.9
Neth. Indies	1.1	1.0	- 0.1	2.3	0.7	- 1.6
Japan	8.6	20.2	+ 11.6	7.9	12.3	+ 4.4
Australia	0.9	8.0	+ 7.1	0.9	5.2	+ 4.3
Egypt	1.0	7.0	+ 6.0	0.6	11.1	+ 10.5
Argentina	27.0	10.9	- 26.1	13.2	9.1	- 4.1
Brazil	3.5	6.1	+ 2.6	3.5	4.5	+ 1.0
Canada	23.0	2.4	- 20.6	33.9	2.4	- 31.5
Cuba	0.2	2.1	+ 1.9	0.9	1.8	+ 0.9
U. S. A.	120.0	75.8	- 44.2	129.3	58.9	- 70.4
Other Countries	70.5	42.2	- 28.3	66.9	40.2	- 26.7
Total	1,292.7	823.3	- 469.4	1,192.7	786.5	- 406.2

諾威ノ商品別貿易額

(単位: 百萬クローナ)

	Imports		Exports	
	1936	1937	1936	1937
Food	153.3	208.3	134.2	151.2
Fats	47.5	62.8	51.2	58.7
Chemicals, etc	46.8	59.7	66.5	63.0
Rubber	8.0	10.5	1.0	1.6
Wood	18.2	38.4	15.6	20.2
Paper	10.8	13.1	151.6	200.6
Hides, etc	15.5	23.4	42.2	53.7
Textiles	113.8	136.2	4.1	6.2
Clothing	30.7	37.3	1.8	2.3
Fuel	100.8	139.1	1.3	1.8
Minerals	25.6	34.7	18.6	22.2
Jewellery	2.0	2.4	0.5	1.5
Metals	142.3	197.7	149.5	186.2
Machinery	175.7	294.9	25.7	39.4
Miscellaneous	26.6	34.2	10.9	14.7
Total	917.6	1292.7	674.5	823.3
Gold	0	0	0	0

裏面白紙

L 號 NorwaySummary Table

(單位: 百萬クローネ)

	Goods, Services and Gold					Capital Items			All Items
	Merchand.	Interest and Dividend	Other Services	Gold	Total	Long-term	Short-term	Total	
1925 Balance	- 269	- 62	+ 257		- 74	+ 152	- 40	+ 112	+ 38
1926 "	- 213	- 51	+ 259		- 5	- 35	+ 65	+ 30	+ 25
1927 "	- 238	- 60	+ 235		- 63	+ 141	- 54	+ 87	+ 24
1928 "	- 277	- 70	+ 227		- 120	+ 172	- 47	+ 125	+ 5
1929 "	- 232	- 69	+ 267		- 34	- 14	+ 66	+ 52	+ 18
1930 "	- 270	- 72	+ 237		- 105	- 14	+ 153	+ 139	+ 34
1931 "	- 293	- 70	+ 221	- 14	- 156	+ 27	+ 111	+ 138	- 18
1932 "	- 113	- 86	+ 239	+ 17	+ 57	+ 4	- 101	- 97	- 40
1933 "	- 68	- 83	+ 231	+ 3	+ 83	- 43	- 43	- 86	- 3
1934 "	- 124	- 71	+ 251	+ 15	+ 71	+ 24	- 102	- 78	- 7
1935 "	- 177	- 70	+ 267	- 53	- 33	+ 22	+ 11	+ 33	0
1936 Credit	740	18	591	1	1,350	343	40	383	1,733
Debit	922	32	280	31	1,325	305	98	403	1,728
Balance	- 182	- 74	+ 311	- 30	+ 25	+ 38	- 58	- 20	+ 5
1937 Credit	584	18	880	31	1,813	334		334	2,147
Debit	1,787	83	306		1,676	354	137	486	2,162
Balance	- 403	- 65	+ 574	+ 31	+ 317	- 20	- 132	- 152	- 15
1938 Credit	324	20	818	3	1,665	277		277	1,942
Debit	1,186	80	298	47	1,611	336	6	342	1,953
Balance	- 362	- 60	+ 520	- 44	+ 54	- 59	- 6	- 65	- 11

裏面白紙

Norway

Goods, Services and Gold

(単位: 百萬クローネ)

	Credit (Exports)				Debit (Imports)			
	1935	1936	1937	1938	1935	1936	1937	1938
1. Merchandise								
1. Merchandise	604	684	822	785	820	922	1,287	1,186
2. Whale oil	39	56	62	39				
2. Interest & Dividends								
3. Int. on other Public Debts	3	3	3	4	55	58	51	48
4. Int. & Div. on Long-term Cap.	5	6	7	7	18	21	22	22
5. " " Short-term	8	9	8	9	13	13	10	10
3. Other Services								
6. Shipping Income	430	496	750	670				
7. Port Fee	5	6	10	10	215	250	270	250
8. Exp. on whaling abroad	1				12	12	11	11
9. Other Transport Fees	14	15	16	18				
10. Post, Telegraph, Telephone	1	1	1	1	3	3	3	4
11. Immigrants remittances	5	6	11	10				
12. Tourists Expenditure	38	48	67	78				27
13. Diplomatic & Simil. Exp.					4	4	4	
14. Other Items	18	19	25	31	10	11	13	6
4. Gold								
15. Coin and Bullion	12	1		3	64	1		32
16. Earmark			31		1	30		15
Total	1,162	1,350	1,813	1,665	1,215	1,325	1,676	1,611
Goods & Services	+ 20	+ 55	+ 106	+ 98				
Gold	- 53	- 30	+ 31	- 41				
In all	- 33	+ 25	+ 137	+ 54				

裏面白紙

NorwayBalance of International Indebtedness

(単位: 百万クローネ)

	Liabilities			Assets			Balance	
	Bonds & Shares	Real Estate	Com. Indeb.	Bonds & Shares	Real Estate	Com. Indeb.	Balance	Gold
End of 1925	1,100	60	780	230	25	580	- 1,405	- 1,065
" 1926	1,165	55	777	260	20	492	- 1,225	- 1,155
" 1927	1,247	55	594	213	20	361	- 1,302	- 1,293
" 1928	1,457	55	606	180	20	420	- 1,498	- 1,491
" 1929	1,461	65	660	183	18	408	- 1,577	- 1,577
" 1930	1,485	67	729	242	20	324	- 1,695	- 1,695
" 1931	1,359	71	838	168	18	346	- 1,736	- 1,201
" 1932	1,531	71	762	168	18	342	- 1,836	- 1,175
" 1933	1,344	71	678	172	18	399	- 1,594	- 973
" 1934	1,430	71	653	182	17	368	- 1,587	- 868
" 1935	1,506	71	651	171	17	406	- 1,634	- 892
" 1936	1,615	71	683	186	17	530	- 1,636	- 890
" 1937	1,614	71	671	218	17	618	- 1,503	- 832
" 1938	1,593	71	677	225	17	675	- 1,424	- 732

裏面白紙

中 發

瑞 典 / 收 支

(單位・千クローナ)

	Merchandise			Bullion & specie			Total Balance
	Import	Export	Balance	Import	Export	Balance	
1936	1,632,669	1,632,669	- 118,414	44342	2,070	- 12,272	- 160,716
1937	2,123,412	2,000,009	- 123,403	4,362	2670	- 668	- 125,101
1938	2,081,851	1,813,140	- 268,711	21,150	10,784	- 170,346	- 109,057

裏
面
白
紙

瑞典ノ國別貿易額

(金額7舍マズ)

(單位-億馬クローナ)

	1937			1938		
	Import	Export	Balance	Import	Export	Balance
Germany	485.5	315.1	- 170.4	486.7	333.0	- 153.7
Belgium	87.6	73.5	- 14.1	74.4	55.0	- 19.4
Luxemburg	16.0	11.3	- 4.7	11.9	6.2	- 5.7
Netherlands	122.5	85.3	- 37.2	118.1	87.5	- 30.6
Spain	6.5	5.4	- 1.1	1.5	3.4	+ 1.9
Finland	23.3	87.4	+ 64.1	21.8	86.4	+ 64.6
France	65.4	92.4	+ 27.0	61.2	59.6	- 1.6
Greece	10.6	5.0	- 5.6	3.3	6.4	+ 3.1
Ireland	0.4	6.2	+ 5.8	0.3	6.2	+ 5.9
Iceland	11.3	3.8	- 7.5	6.3	2.9	- 3.4
Italy	25.3	35.2	+ 9.9	30.5	37.8	+ 7.3
Norway	64.2	140.3	+ 76.1	67.7	124.9	+ 57.2
Netherlands	106.1	60.8	- 45.3	114.3	69.4	- 44.9
Poland	76.3	37.5	- 38.8	68.5	25.1	- 43.4
Denmark	4.4	0.9	- 3.5	3.5	2.1	- 1.4
U. S. Kingdom	402.3	478.8	+ 76.5	376.3	414.9	+ 37.6
Switzerland	31.8	13.3	- 18.5	40.5	12.7	- 27.8
Czechoslovakia	50.4	35.1	- 15.3	44.0	25.8	- 18.2
U. S. S. R.	14.5	12.2	- 2.3	11.6	17.5	+ 5.9
China	2.0	12.9	+ 10.9	7.9	7.3	- 0.6
India	4.9	13.8	+ 8.9	9.7	13.4	+ 3.7
Japan	12.7	46.9	+ 34.2	12.5	25.8	+ 13.3
Australia	6.1	14.2	+ 8.1	5.5	15.9	+ 10.4
Brit. S. Africa	3.1	23.8	+ 20.7	3.4	20.6	+ 17.2
Argentina	50.4	30.3	- 20.1	58.7	33.8	- 24.9
Brazil	31.4	17.0	- 14.4	26.0	16.9	- 9.1
Canada	3.7	8.7	+ 5.0	4.2	8.9	+ 4.7
U. S. A.	317.7	221.1	- 96.6	286.7	165.8	- 120.9
Other Countries	39.2	116.2	+ 77.0	78.3	107.4	+ 29.1
Total	2,123.5	2,000.4	- 123.1	2,068.2	1,838.8	- 229.4

(101)

裏面白紙

瑞典ノ商品別貿易額

(單位:百萬クローナ)

	Imports			Exports		
	1936	1937	1938	1936	1937	1938
Miscellaneous	78.8	91.2	103	47.0	72.2	87
Food	223.1	266.9	287	106.7	115.2	129
Fats	69.2	83.4	181	10.1	15.2	13
Chemicals, etc	130.4	143.9	156	23.4	26.3	22
Rubber	18.9	27.9	31	1.3	2.0	2
Wood	29.0	27.7	28	194.8	262.0	200
Paper	13.5	14.2	15	441.3	583.8	469
Hides, etc.	15.1	55.1	48	31.6	37.0	29
Textiles	241.5	282.1	248	25.2	29.8	24
Clothing	56.2	61.2	62	5.4	5.8	6
Fuel	234.1	333.4	319	5.6	5.5	5
Minerals	50.5	62.7	58	22.9	27.2	23
Jewellery	4.8	5.3	6	0.3	0.6	
Metals	224.6	354.6	296	363.7	504.9	518
Machinery	214.2	287.7	341	234.6	312.1	316
Not classified	1.7	2.1	3	0.3	0.3	1
Total	1,632.7	2,123.4	2,082	1,514.2	2,000.0	1,843
Gold	44.3	4.4	211	2.1	2.7	41
Grand Total	1,677.0	2,127.8	2,293	1,516.3	2,002.7	1,884

裏面白紙

乙 號

Sweden

Summary Table

(單位:百萬クローネ)

	Goods, Services and Gold					Capital Items			All Items
	Merchand.	Int. & Minid.	Other Services	Gold	Total	Long-Term	Short-Term	Total	
1925 Balance	- 88	+ 3	+ 162	- 2	+ 75	- 28	- 92	- 120	- 45
1926 "	- 71	+ 7	+ 184	+ 2	+ 122	- 11	+ 39	+ 28	+ 150
1927 "	+ 29	+ 19	+ 194	+ 1	+ 243	+ 51	- 142	- 91	+ 152
1928 "	- 135	+ 25	+ 190	- 11	+ 69	- 179	+ 34	- 145	- 76
1929 "	+ 37	+ 30	+ 210	- 11	+ 266	- 2	- 95	- 97	+ 169
1930 "	- 116	+ 20	+ 194		+ 98	- 392	+ 79	- 313	- 215
1931 "	- 304	- 6	+ 133	+ 33	- 89	- 138	+ 190	+ 52	- 37
1932 "	- 205	+ 128	+ 166	+ 7	+ 96	+ 124	- 227	- 103	- 7
1933 "	- 15	+ 78	+ 149	- 43	+ 169	+ 55	- 249	- 194	- 25
1934 "	- 4	+ 67	+ 139	+ 78	+ 280	- 48	- 246	- 294	- 14
1935 Credit	1,312	121	355	157	1,925	159	179	238	2,163
Debit	1,495	34	198	200	1,927	137	124	261	2,188
Balance	- 183	+ 87	+ 157	- 63	- 2	+ 22	- 45	- 23	- 25
1936 Credit	1,526	111	337	1	2,025	274	77	351	4,176
Debit	1,646	32	225	209	2,112	251	136	387	4,499
Balance	- 120	+ 79	+ 162	- 208	- 87	+ 23	- 59	- 36	- 123
1937 Credit	2,012	131	463	1	2,607	211	172	383	2,990
Debit	2,137	30	261	1	2,429	333	240	573	3,002
Balance	- 125	+ 101	+ 202		+ 178	- 122	- 68	- 190	- 12
1938 Balance	- 243	+ 270		- 166	- 139	- 69	+ 124	+ 55	- 94

裏面白紙

SwedenGoods, Services and Gold

(単位: 百萬クローネ)

	Credit (Exports)		Debit (Imports)	
	1937	1938	1937	1938
1. Merchandise				
1. Merchandise including silver, & Coin	2,002	1,844	2,127	2,087
2. Adjustment of (1)	10		10	
2. Interest and Dividends				
3. Net figure	101	} 270		
3. Other Services				
4. Net figure	202			
4. Gold				
5. Coin and Bullion	1	40	1	206
<i>Total</i>	2,316	2,154	2,138	2,293
Goods & Services	+ 178	+ 27		
Gold		- 166		
In all	+ 178	- 139		

裏面白紙

甲 號

羅 · 馬 尼 ノ 收 支

(單位:千レイ)

	Merchandise			Bullion & specie			Total
	Import	Export	Balance	Import	Export	Balance	Balance
1935	10,847,530	16,756,223	+ 5,908,693				+ 5,908,693
1936	12,637,567	21,703,314	+ 9,065,747	131	77	- 54	+ 9,065,693
1937	20,162,638	31,358,970	+ 11,196,332	122,110	209,387	+ 87,277	+ 11,283,609
1938	18,693,385	21,524,303	+ 2,830,918	74,445	8,277	- 66,168	+ 2,764,750

裏
面
白
紙

羅馬尼ノ國別貿易額

(金銀ヲ含ム)

(單位・百萬レ1)

	1936			1937			1938		
	Import	Export	Balance	Import	Export	Balance	Import	Export	Balance
Germany	4,566	3,855	- 711	5,853	6,054	+ 201	6,908	5,707	- 1,201
Austria	1,695	1,874	+ 179	1,722	2,138	+ 416			
Belgium	225	915	+ 690	809	1,465	+ 656			
Bulgaria	12	103	+ 91	10	243	+ 233	1,003	604	- 399
Spain	24	84	+ 60	6	597	+ 591	9	197	+ 188
France	747	1,760	+ 1,013	1,243	1,813	+ 570	1	424	+ 423
Gibraltar		13	13		784	+ 784	1,444	1,006	- 438
Greece	302	649	+ 347	274	1,851	+ 1,577		159	+ 159
Hungary	769	1,041	+ 272	841	1,382	+ 541	227	1,470	+ 1,243
Italy	195	1,332	+ 1,137	879	2,071	+ 1,192	672	1,106	+ 434
Netherlands	127	523	+ 396	331	704	+ 373	930	1,340	+ 410
Poland	119	220	+ 101	353	365	+ 12	337	270	- 67
U. Kingdom	929	3,132	+ 2,203	1,907	2,785	+ 876	183	260	+ 78
Switzerland	207	687	+ 480	433	872	+ 439	1,529	2,386	+ 857
Czecho-Slov.	1,449	1,528	+ 79	3,267	2,590	- 677	513	540	+ 27
Turkey	50	189	+ 139	98	195	+ 97	2,465	2,059	- 406
U. S. S. R.	6		- 6	38	52	+ 14	252	209	- 43
Yugoslav.	77	198	+ 121	120	434	+ 314	22	20	- 2
Egypt	497	521	+ 24	861	927	+ 66	164	317	+ 153
U. S. A.	450	248	- 202	796	530	- 266	664	843	+ 179
Other Countr.	192	2,831	+ 2,639	444	3,718	+ 3,274	911	283	- 628
Total	12,638	21,703	+ 9,065	20,285	31,568	+ 11,283	18,768	21,533	+ 2,765

裏面白紙

羅馬尼ノ商品別貿易額

(金銀ヲ含ム)

(單位・百萬レイ)

Imports				Exports			
	1936	1937	1938		1936	1937	1938
Food	841	1,116	1,172	Animals	860	1,072	996
Cotton, raw	379	881	871	Eggs & Food	665	742	638
Wood	69	99	91	wheat	2,631	5,232	3,337
Iron bars	18	34	54	Rye	104	1,315	110
Coal & Coals	46	64	93	Barley	1,485	1,276	638
Chemicals, etc.	880	1,139	993	Maize	2,040	1,735	827
Hides & Leather	64	272	176	Wood	1,685	2,833	2,465
Woolen yarn & Piece goods	508	797	454	Petroleum prod.	8,883	12,704	9,216
Cotton yarn & Piece goods Silk & Art. Silk	2,786	3,720	2,049	other articles	3,355	4,659	3,306
Rubber	98	114	135	Total	21,708	31,568	21,533
Paper	292	343	327				
Earth, Stone, Glass	388	502	489				
Iron	2,455	3,514	4,006				
Metals	454	1,299	1,402				
Machinery	1,992	3,836	3,558				
Vehicles	399	883	1,456				
other articles	969	1,672	1,442				
Total	12,638	20,285	18,768				

裏面白紙

甲 號

ギ リ シ ャ ノ 國 際 收 支

(金 銀 ヲ 含 ム)

(單位 : 百萬 ドラクマ)

	1931	1932	1933	1934	1935	1936	1937	1938
<i>Import</i>	8,763	7,870	8,426	8,792	10,681	11,963	15,204	14,761
<i>Export</i>	4,204	4,757	5,155	5,474	7,101	7,379	9,555	10,149
<i>Balance</i>	4,559	3,113	3,271	3,318	3,580	4,584	5,649	4,612

裏
面
白
紙

國 別 貿 易 額

	1937			1938		
	Import	Export	Balance	Import	Export	Balance
Germany	4,134	2,960	- 1,174	4,256	3,904	- 352
Austria	382	165	- 217	221	168	- 53
Belgium	184	149	- 35	151	121	- 30
Bulgaria	23	23		28	30	- 8
France	266	241	- 25	229	296	+ 67
Italy	437	601	+ 164	501	525	+ 24
Netherlands	375	274	- 101	306	221	- 85
Roumania	1,692	236	- 1,456	1,516	224	- 1,292
Unit. Kingdom	1,668	922	- 746	1,926	843	- 1,083
Czecho-Slov.	280	384	+ 104	241	296	+ 55
Turkey	202	56	- 146	273	66	- 207
U. S. S. R.	244	69	- 175	365	32	- 333
Yugoslavia	840	275	- 565	453	226	- 227
Egypt	277	245	- 32	244	219	- 25
Canada	149	3	- 146	325	5	- 320
U. S. A.	652	1,580	+ 928	1,070	1,731	+ 661
Other Countries	3,399	1,372	- 2,027	2,646	1,242	- 1,404
Total	15,204	9,555	- 5,649	14,761	10,149	- 4,612

裏面白紙

乙 流

GreeceSummary Table

(単位: 瑞西百萬元法)

	Goods and Service				Capital Item and Gold
	Merch.	Int. & Inv.	Other Serv.	Total	
1929	- 420.8	+ 33.3	+ 151.2	- 231.3	+ 231.3
1930	- 331.7	+ 2.8	+ 151.2	- 177.7	+ 177.7
1931	- 308.4	- 81.4	+ 199.0	- 190.8	+ 190.8
1932	- 157.0	+ 15.6	+ 81.5	- 59.9	+ 59.9
1933	- 08.6	- 21.7	+ 126.0	+ 15.7	- 15.7
1934	- 95.1	- 27.1	+ 90.5	- 31.7	+ 31.7
1935	- 102.3	+ 9.9	+ 57.1	- 35.3	+ 35.3
1936 Credit	207.3	42.4	106.3	356.0	104.6
Debit	334.4	50.2	50.8	445.4	15.2
Balance	- 127.1	- 7.8	+ 45.5	- 89.4	+ 89.4
1937 Credit	269.0	38.7	145.1	452.8	102.8
Debit	462.4	38.5	36.5	537.4	18.2
Balance	- 193.4	+ 0.2	+ 108.6	+ 84.6	+ 84.6
1938 Credit	292.6	35.3	130.9	458.8	83.2
Debit	444.6	35.5	45.0	525.1	16.9
Balance	- 152.0	- 0.2	+ 85.9	- 66.3	+ 66.3

裏面白紙

Process

Goods and Service

(單位: 瑞西百萬金法)

	Credit (Export)				Debit (Import)			
	1935	1936	1937	1938	1935	1936	1937	1938
1. Merchandise								
Merchandise	203.0	207.3	269.0	292.6	305.3	334.4	417.4	415.2
Ships							45.0	29.4
2. Interest & Divid								
Service of Pub. Debt	10.2	11.8	11.3	9.6	18.9	34.2	22.5	28.4
Int. & Divid. on foreign Cap.					17.0	16.0	16.0	7.1
Int. on short-term Inv.	0.6	0.6	0.9	0.7				
Int. & Divid. on Inv. abroad	35.0	30.0	26.5	25.0				
3. Other Services								
Shipping Income	22.7	26.7	25.0	31.1				
Insurance Prem.					1.0	1.2	1.0	4.1
Emigrants' Remit.	32.3	55.4	91.2	74.1				
Tourists' Expend.	20.0	20.5	23.5	20.6	10.3	8.5	11.1	10.8
Governments etc	6.0	3.7	5.4	5.1	12.6	51.1	24.4	30.1
Total	329.8	356.0	452.8	458.8	365.1	445.4	537.4	525.1
Deficit	- 35.3	- 89.4	- 84.6	- 66.3				

裏面白紙

昭和十五年十二月七日納

東京市本郷区台町十五番地

啓 明 社

電話小石川3029

陸軍省主計課別帳
嚴密贈本


100

16

陸軍省玉計課別冊
殿寄贈本


100

.15



285730
678.9035

285730
678.9035





国立公文書館	
分類	⑤ 赤
配架番号	3 A
	14
	55-4

